


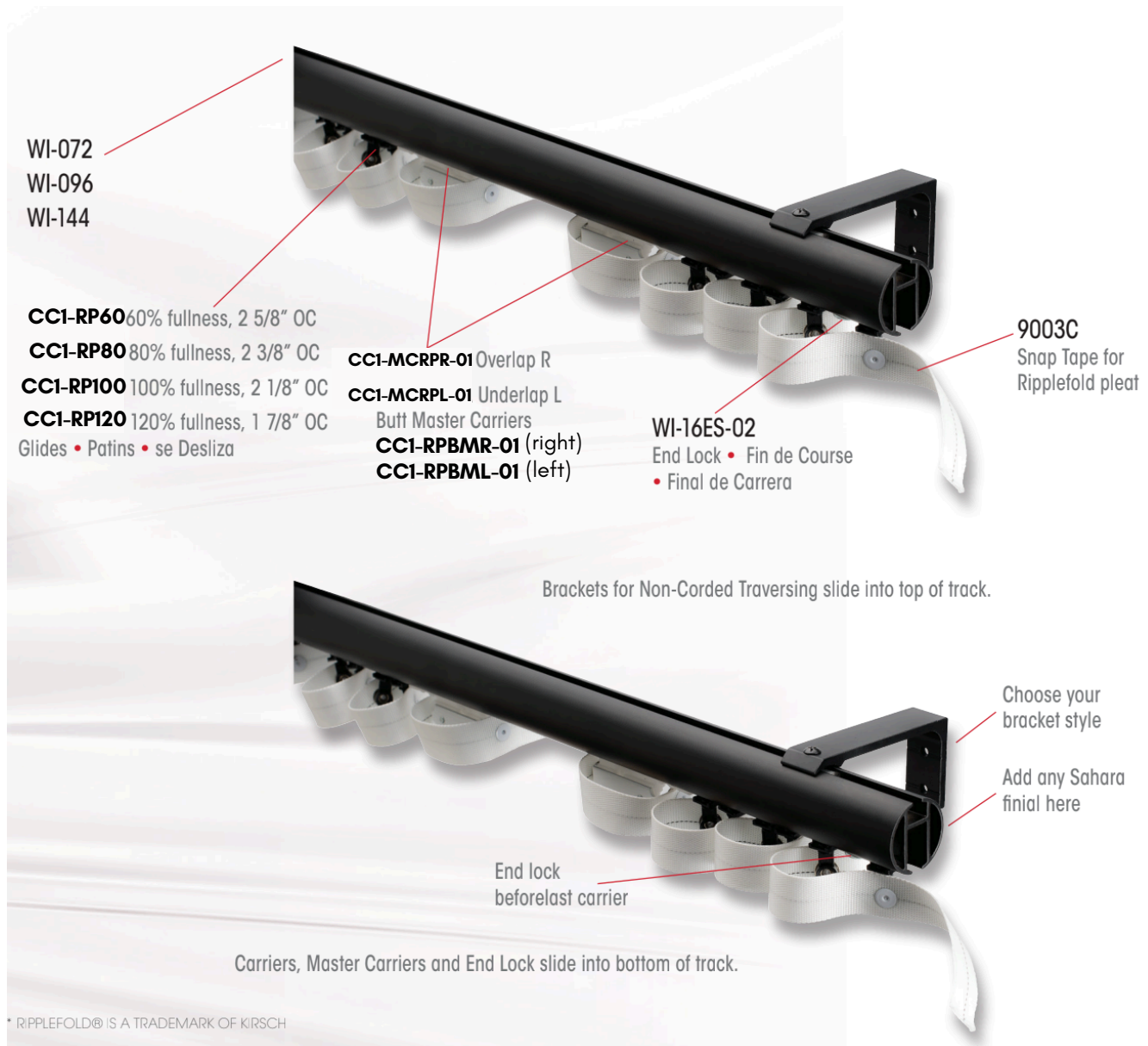
# Build Sahara Traversing

Here are the components you will need to build your Sahara 1 1/8" traversing drapery hardware:

## Sahara 1 1/8" Pinch Pleat \*\*/ Glides\*\*



# Sahara 1 1/8" Ripple \*\*/ Carriers\*\*



Select the pole length for your drapery design. Should you require a shorter length than the pole ordered, keep in mind that installers can easily trim the pole on-site if needed, using tools like a hack saw or power saw.

Next, browse the Sahara Collection catalog to choose a bracket-style that complements your decor. Whether you prefer a classic or modern design, there are various options available to suit your taste. Remember to select finials or end caps to add a finishing touch to your drapery hardware.

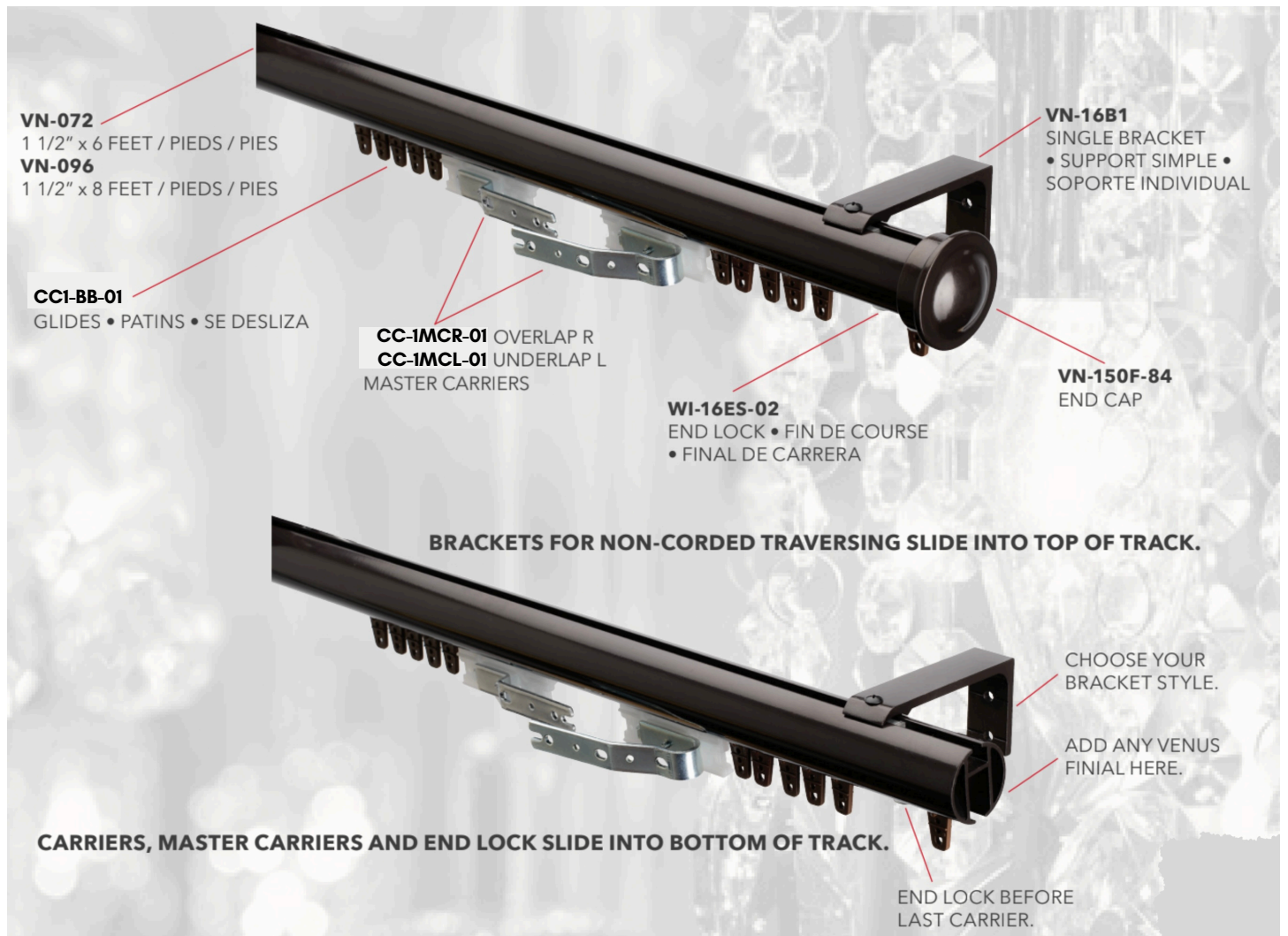
For functionality, remember to order batons for hand-traversing your drapes smoothly. You will want to ask your installer to spray silicone inside the track for even easier gliding.

Additionally, refer to the document, “How to determine the number of brackets, rings, or ripple carriers to order”, to determine the appropriate number of brackets, rings, or ripple carriers needed for your specific setup. Lastly, ensure you order the necessary end locks - two for split draw systems and one for one-way draw configurations - to secure your drapes effectively.

# Build Venus Traversing

Here are the components you will need to build your Venus 1 1/2" traversing drapery hardware:

## Venus 1 1/2" Pinch Pleat \*\*/ Glides\*\*





# Venus 1 1/2" Ripple \*\*/ Carriers\*\*



Select the pole length for your drapery design. Should you require a shorter length than the pole ordered, keep in mind that installers can easily trim the pole on-site if needed, using tools like a hack saw or power saw.

Next, browse the Sahara Collection catalog to choose a bracket-style that complements your decor. Whether you prefer a classic or modern design, there are various options available to suit your taste. Remember to select finials or end caps to add a finishing touch to your drapery hardware.

For functionality, remember to order batons for hand-traversing your drapes smoothly. You will want to ask your installer to spray silicone inside the track for even easier gliding.

Additionally, refer to the document, "How to determine the number of brackets, rings, or ripple carriers to order", to determine the appropriate number of brackets, rings, or ripple carriers needed for your specific setup. Lastly, ensure you order the necessary end locks - two for split draw systems and one for one-way draw configurations - to secure your drapes effectively.

# Sahara & Venus Hand Traversing

## How to determine number of brackets, rings, or ripple carriers to order

**For 1 1/8" & 1 1/2" Poles: Two drapery rod brackets are sufficient up to a width of 60 inches (5 feet). For poles over 60 inches, we recommend the third bracket in the center to serve as a center support. For longer poles.**

- Wall or ceiling mount. Refer to the bracket count below:
- Up to 60" = 2 brackets
- 61-120" = 3 brackets
- 121-180" = 4 brackets
- 181-240" = 5 brackets •

### HOW MANY RINGS OR RIPPLE CARRIERS DOES YOUR ORDER NEED?

1. KNIFE PLEAT
  - Single Width: 8
  - 1.5 Widths: 12
  - Double Width: 16
  - 2.5 Widths: 20
  - Triple Width: 24
2. PINCH/EURO PLEAT
  - Single Width: 5
  - 1.5 Widths: 7
  - Double Width: 10
  - 2.5 Widths: 12
  - Triple Width: 15

Important Reminder:

If your drapery panels feature decorative trim on the leading edge, remember to add one ring per panel.

**See the next page for Ripple carrier charts**

## FOR OVERLAP/UNDERLAP CARRIER

Fabric Width Hemmed	PANEL COVERAGE				Stack Back Width	No. of Carriers
	120% Fullness	100% Fullness	80% Fullness	60% Fullness		
35 ½	10-14	11-16	13-17	14-19	8	8
44	14-18	18-20	17-22	19-24	9	10
52 ½	18-21	20-24	22-27	24-30	9 ¾	12
61	21-25	24-28	27-32	30-35	10 ¾	14
69 ½	25-29	28-32	32-36	35-40	11 ½	16
78	29-33	32-37	36-41	40-45	12 ½	18
86 ½	33-36	37-41	41-46	45-51	13 ¼	20
95	36-40	41-45	46-51	51-56	14 ¼	22
103 ½	40-44	45-50	51-55	56-61	15	24
112	44-48	50-54	55-60	61-66	16	26
120 ½	48-51	54-58	60-65	66-72	16 ¾	28
129	51-55	58-62	65-70	72-77	17 ¾	30
137 ½	55-59	62-66	70-74	77-82	18 ½	32
146	59-63	66-71	74-79	82-87	19 ½	34
154 ½	63-66	71-75	79-84	87-93	20 ¼	36
163	66-70	75-79	84-89	93-98	21 ¼	38
171 ½	70-74	79-84	89-93	98-103	22	40
180	74-78	84-88	93-98	103-108	22 ¾	42
188 ½	78-81	88-92	98-103	108-114	23 ½	44
197	81-85	92-96	103-108	114-119	24 ¼	46
205 ½	85-89	96-101	108-112	119-124	25	48
214	89-93	101-105	112-117	124-129	25 ¾	50
222 ½	93-96	105-109	117-122	129-135	26 ½	52
231	96-100	109-113	122-127	135-140	27 ¼	54
239 ½	100-104	113-118	127-131	140-145	28 ¼	56
248	104-108	118-122	131-136	145-150	29	58
256 ½	108-111	122-126	136-141	150-156	30	60
265	111-115	126-130	141-146	156-161	31	62
273 ½	115-119	130-136	146-150	161-166	31 ¾	64
282	119-123	136-139	150-155	166-171	32 ¾	66
290 ½	123-126	139-143	155-160	171-176	33 ½	68
299	126-130	143-147	160-165	176-182	34 ½	70
307 ½	130-134	147-152	165-169	182-187	35 ¼	72
316	134-138	152-156	169-174	187-192	36 ¼	74
324 ½	138-141	156-160	174-179		37	76
333	141-145	160-164	179-184		38	78
341 ½	145-149	164-168	184-188		39	80
350	149-153	168-173	188-193		39 ¾	82
358 ½	153-156	173-177			40 ¾	84
367	156-160	177-181			41 ½	86
375 ½	160-164	181-186			42 ½	88
384	164-168	186-190			43 ¼	90
392 ½	168-171				44 ¼	92
401	171-175				45 ¼	94
409 ½	175-179				46	96
418	179-183				47	98
426 ½	183-186				48	100
435	186-190				49 ¾	102



# BUTT MASTER CARRIER

Fabric Width Hemmed	PANEL COVERAGE				Stack Back Width	No. of Carriers
	120% Fullness	100% Fullness	80% Fullness	60% Fullness		
34	13-13	13-14	13-16	16-18	5 ½	8
42 ½	14-16	15-19	17-21	19-23	6 ¼	10
51	17-20	20-23	22-26	24-28	7 ¼	12
59 ½	21-24	24-27	27-30	29-34	8	14
68	25-28	28-31	31-35	35-39	9	16
76 ½	29-31	32-36	36-40	40-44	9 ¾	18
85	32-35	37-40	41-45	45-49	10 ¾	20
93 ½	36-39	41-44	46-49	50-55	11 ½	22
102	40-43	45-48	50-54	56-60	12 ½	24
110 ½	44-46	49-53	55-59	61-65	13 ½	26
119	47-50	54-57	60-64	66-70	14	28
127 ½	51-54	58-61	65-68	71-76	15	30
136	55-58	62-65	69-73	77-81	15 ¾	32
144 ½	59-61	66-70	74-78	82-86	16 ½	34
153	62-65	71-74	79-83	87-91	17 ½	36
161 ½	66-69	75-78	84-87	92-97	18 ¼	38
170	70-73	79-82	88-92	98-102	19 ¼	40
178 ½	74-76	83-87	93-97	103-107	20	42
187	77-80	88-91	98-102	108-112	21	44
195 ½	81-84	92-95	103-106	113-118	22	46
204	85-88	96-99	107-111	119-123	22 ¾	48
212 ½	89-91	100-104	112-116	124-128	23 ¾	50
221	92-95	105-108	117-121	129-133	24 ½	52
229 ½	96-99	109-112	122-125	134-139	25 ½	54
238	100-103	113-116	126-130	140-144	26 ½	56
246 ½	104-106	117-121	131-135	145-149	27 ½	58
255	107-110	122-125	136-140	150-154	28 ¼	60
263 ½	111-114	126-129	141-144	155-160	29 ¼	62
272	115-118	130-133	145-149	161-165	30	64
280 ½	119-121	134-138	150-154	166-170	31	66
289	122-125	139-142	155-159	171-175	32	68
297 ½	126-129	143-146	160-163	176-181	32 ¾	70
306	130-133	147-150	164-168	182-186	33 ¾	72
314 ½	134-136	151-155	169-173	187-191	34 ½	74
323	137-140	156-159	174-178	192-196	35 ½	76
331 ½	141-144	160-163	179-182		36 ½	78
340	145-148	164-167	183-187		37 ¼	80
348 ½	149-151	168-172	188-192		38 ¼	82
357	152-155	173-176	193-197		39	84
365 ½	156-159	177-180			40	86
374	160-163	181-184			41	88
382 ½	164-166	185-189			41 ¾	90
391	167-170	190-193			42 ¾	92
399 ½	171-174				43 ½	94
408	175-178				44 ½	96
416 ½	179-181				45 ½	98
425	182-185				46 ½	100
433 ½	186-189				47 ¼	102
442	190-193				48 ¼	104