



Custom Creations Style Guide

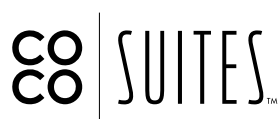


Effective March 15, 2025



Custom Creations by RM COCO

1389 Southern Expressway
Cape Girardeau, Missouri 63703
phone: 800.325.8025 - 573.334.0517
fax: 800.501.6810 - 573.334.7483
e-mail: customcreations@rmcoco.com
www.rmcoco.com





Custom Creations

a division of RM COCO

Fabrics & Furnishings for Living
Style for Life

INTRODUCTION

Policies and Procedures.....5

Step-by-Step Guide to designing with this book.....5

Full Index of Styles.....6

Fabric Characteristics & Care.....8

Terms & Conditions.....9

Workorder Forms

- Ripplefold.....28
- Drapery.....29
- Top Treatments.....47
- Bedspreads.....64

Price Charts and Panel Program

Price Charts and Panel Program available in a separate Price Guide available at rmcoco.com or by contacting Customer Service

Quick Index

Draperies – the basics & more.....12-27

Shower Curtains.....23

Ripplefold Draperies.....24

Tiebacks.....28

Top Treatments.....30

Shades and Toppers.....30-47

Swags and Cascades.....34-39

Valances and Throw Swags.....39-60

Spreads and Coverlets.....50-53

Bed Ensembles.....52

Duvet Covers.....53

Comforters.....54

Dust Ruffles.....55

Pillow Shams.....57

Cornices.....60-61

Headboards.....62

Throw Bedspreads.....63

Rosettes.....95

Covered Buttons.....94

Placemats.....97

Tablecloths and Table Runners.....96

Basic Throw Pillows.....98

Enhance Throw Pillows.....99-100

Accessories.....92-103

ADVANTAGES OF DESIGNING WITH CUSTOM CREATIONS

By choosing Custom Creations for all your workroom needs, you also become a trade partner with RM COCO. As a Custom Creations by RM COCO customer, you'll have full access to everything you need to make your custom design a true sensation. RM COCO offers collections of exquisite fabrics, exclusive trim and beautiful finials, rods and accessories to make your vision a reality. We know that as a Custom Creations customer, you'll find our commitment to convenience, along with our friendly and knowledgeable customer service, a rewarding experience.



FABRICS BY RM COCO

The owners of RM COCO travel the world to select a broad, unique product line.

This process involves countless hours of trend analyzing, market research and negotiation. Each new collection that is released is comprised of the best fabrics based on an overall artistic, design appeal.

CHOOSE FROM THE FOLLOWING RM COCO BRANDS

Privé^{COCO}

Tommy Bahama[®]
HOME

LUXE[™]
by RM COCO

COCO
Colors

CO | SUITES[™]

COCO
CLASSICS[™]

cocoALLURE

WESCO FABRICS


TRIMMING BY RM COCO

Our all-exclusive trim collections are unique to RM COCO. With tassels, tie backs, cording and other styles available, the right trim can make a good design, a great design. **Browse our collections online at www.rmccoco.com.**

CHOOSE FROM THESE COLLECTIONS

Artisano
Bahama Breeze
Cosmopolitan
Creative Threads
Creative Threads II
Creative Threads III
Creative Threads IV
Crescendo
Crystallized

Decorative Elements
Life Styles
Metropolitan
Nice and Natural
Serendipity
Silk Reflections
Surfside
Tivoli



DECORATIVE HARDWARE

RM COCO is the source for all your decorative window hardware needs. We proudly distribute Paris Texas Hardware, The Finial Company, AriA, Finestra, COCO Deco and Forest Drapery Hardware. Call us at 800.325.8025 for more details.

COCO
Deco

PTH
PARIS TEXAS
HARDWARE

AriA[™]
Metal Hardware

THE
FINIAL
COMPANY[™]

FINESTRA[™]

FOREST
DRAPERY HARDWARE

We are pleased to present our Custom Creations workroom design book.

As one of the nation's leading fabricators of custom draperies, top treatments, bedspreads, accessories and more, our workroom is quipped to fabricate any style treatment, both residential and commercial.

We ask that you examine the price list carefully as we have combined all customer products into a simplified easy to use price guide.

Simply follow the step-by-step instructions below.

STAGE ONE: HOW TO USE THE C.C. STYLE GUIDE

Step 1) Determine the corresponding numeric fabric price code from the RM COCO fabric retail price list or at RMCOCO.com.

If you are using your own material, refer to the C.O.M. charts in this book for your fabric price code.

Step 2) Select your product code from this workroom book. The product code will be listed on the product style page.

Step 3) Open your Custom Creations Retail Price List and turn to the corresponding price code.

Step 4) Simply locate the desired size of your treatment under the appropriate product codes and you'll find the retail price of your design.

STAGE TWO: PLACE A QUOTE OR ORDER

Custom Creations offers online quoting and ordering of Panel Program Draperies and Custom Pleated Draperies. Select from the vast RM COCO fabric inventory or use your own material by selecting C.O.M. Quoting on all products is available through our Custom Creations Customer Service Department.

Step 1) Fill out the appropriate workroom order form for the treatment you have chosen in Stage One.

Workroom order forms for each type of treatment can be found online under the Workroom section of the Resources page or throughout the book at the end of each of the treatment sections. Choose from:

- Top Treatments & Accessories
- Draperies
- Bedspreads
- Ripplefold/Fold

Please reply to the quote that is emailed to you to confirm and order or to make changes to the quote.

Using Custom Creations forms will aid in expediting your order.

You may also download the forms from rmcoco.com. Just login as a trade partner to access forms and other benefits exclusively for RM COCO customers. Would you like us to email or fax you a form? Just ask one of our friendly Custom Creations customer service representatives.

Step 2) Place your order. You may email or fax your order to our workroom customer service.

Phone: 800-325-8025 ext. 1

Fax: 800-501-6810

Email: customcreations@rmcoco.com

Step 3) When your order is received, it will be reviewed, processed and added to our production schedule. If at this time, Custom Creations has any questions or problems with your order, you will be contacted to clarify and finalize your order.

Ship dates will be assigned when all questions have been answered and the fabric is available to begin production. You will be emailed an order acknowledgement with and **ESTIMATED** ship date. **Please take the time to review and verify that all information is correct on the acknowledgement as this will stand as the final workorder.** **Note: Multiple item orders can only be shipped complete upon request.

Step 4) Your order is in production and will ship when completed.

STAGE THREE: RECEIVING YOUR ORDER

Step 1) Remove your custom made treatments from their shipping boxes as soon as they are received. Items left in boxes will wrinkle.

Step 2) Check the order to make sure that you have received all items ordered and that there has been no damage during shipping. If damages have occurred, please let a Custom Creations Representative know as soon as possible.

Step 3) Enjoy your new custom made designs by Custom Creations.

POLICES & PROCEDURES

Cancellations/Order Changes

Cancellations after labor has begun will result in a partial labor charge, and if necessary, a restocking fee and/or fabric cost if fabric has already been cut from inventory.

Rework/Return Policy

Custom ordered products may not be returned except for defective workmanship and the return request must be made within 30 days from the date of invoice.

We reserve the right to rework any custom products.

We will not reimburse for labor not performed by our company and we will not rework after our product has been altered by another workroom. Under no circumstances shall our liability extend to interest, shipping, insurance, re-installation, trip charges or to any consequential damages of any nature.

For purposes of Custom Creation's guarantees, the following conditions **will not** be considered defective:

1. Flaws visible only when fabric is held against light.
2. Fading due to atmospheric conditions or undue exposure to the sun.
3. Ordered filled with more than one piece, unless special instructions have been received in writing at the time of order placement.
4. Variation in dye lot, unless a cutting was requested and approved by the buyer prior to placement of the order.
5. Patterns or repeats that do not match due to repeat variations.
6. Natural characteristics as described in the ***Fabric Characteristics & Care Guide***.
7. Wear.
8. Handwoven/Silk fabrics.
9. Wrinkles during shipping.

Custom Cost

Your cost is 50% off the published retail price.

The prices in this book include fabric and labor costs as well as lining when required.

If you have any questions regarding our products or need a design you don't see here. Please call our experienced custom creations staff toll-free at 800-325-8025 ext. 1

SHIPPING C.O.M. TO CUSTOM CREATIONS

Step 1) Please label your "customer's own material" fabrics with your **business name, account number, quote number and sidemark(s).**

Step 2) Ship your C.O.M. fabric to:

**Custom Creations by RM COCO
1389 Southern Expressway
Cape Girardeau, MO 63703**

RM COCO's responsibility for errors in production to customer owned fabric will not exceed \$20.00 per yard. Customer is responsible to carry adequate insurance for all causes of loss, covering any customer owned property while at RM COCO facility, or any facility contracted by RM COCO, including shipment to and from.

INDEX OF PRODUCTS

DRAPERIES

Pleated Draperies.....	22
Rod Pocket Draperies.....	24
Rod Pocket Sleeves.....	24
Flat Drapery.....	26
Grommet Drapery.....	28
Shower Curtain.....	29
Ripplefold Drapery.....	30
Tiebacks.....	32

SHADES & TOPPERS

Flat Roman Shade.....	37
Pleated Balloon Shade.....	37
Casual Roman Shade.....	38
Shirred Balloon Shade.....	38
Dog Eared Flat Roman Shade.....	39
Dog Eared Shade with Inverted Pleat.....	39
Austrian Topper.....	40
Soft-fold Roman Shade.....	40
Austrian Shade.....	40
Stitched Slatted Roman Shade.....	41
Pleated Balloon Topper.....	41
Shirred Balloon Topper.....	42
Mock Soft Fold Roman Topper.....	43
Flat Roman Topper.....	44

BEDDING

Quilted Yardage.....	48
Quilted Bedspread/Coverlet.....	49
Unquilted Bedspread/Coverlet.....	51
Comforters.....	52
Dust Ruffles.....	53
Shams.....	55
Neckrolls.....	58
Headboards.....	60

TOPS

Straight Cornices.....	66
Shaped Cornices.....	67
Flat Valances.....	68
Stage Coach Valances.....	69
Flat Tacked Up Valance.....	70
Rod Pocket Graduated Valance.....	71
Inverted Pleated Valance.....	72
Balloon Valance.....	75
Flat Empire with Loops.....	76
COCO Valance.....	77
Graduated Cascade Valance.....	78
Traditional Swags.....	79
Traditional Cascades.....	80
Pole Swags.....	81
Throw Swags.....	82
Kingston Swags.....	83
Kingston with Tapers Swag.....	84
Empire Swag.....	85
Empire Swag with Tapers.....	86
Turban Swag.....	87
Original Design.....	88

ACCESSORIES

Bows.....	93
Rosettes.....	93
Table Runner.....	94
Table Cloth.....	94
Placemats.....	95
Napkins.....	95
Pillows.....	96
Window Seat Cushions.....	99
Grommets.....	100
Fabric Covered Boards.....	100

FABRIC CHARACTERISTICS & CARE

These characteristics are not considered defects and therefore, not reasons for returning fabric.

Bow, Bias and Seam Matching

The industry standards are 1-1/2" to 2" for bow and bias. Some print and solid patterns may have difficulty with seams matching.

Dyelot Match

If an exact dyelot match is required, please send swatch of material for match. Otherwise, we will ship the dyelot as close to the sample as our stock permits. We cannot accept the return of cut yardage material for full credit because the dyelot is off in cases where a swatch was not sent with the order for match.

Finishes

Applied finishes may help fabrics resist soil and stains, but does not eliminate the necessity of properly caring for fabrics.

Flaring

Flaring custom drapery returns is a natural characteristic of many fabrics, especially those woven from synthetic fibers. If flaring is a problem with your client, we recommend memory stitching when fabricating custom draperies. Some casements and polyesters have a tendency to flare. Flaring is not a reason for return.

Casement, Hand Woven, and Silk Fabrics

Many fabrics are created by home hand weavers thus creating unique qualities. Dyelot variations, inconsistent weaving, heavy threads, wrinkling, flaws, colored yarns, holes, pattern repeats that vary within the same yardage, loose threads, missing yarns and threads, missing beads, pearls, incomplete appliques, puckering around embroidered silks and inconsistent embroidery are natural characteristics. Protect all silks from direct and indirect sun as fading and disintegration are common. Bow and bias may be in excess of industry standards. These fabrics may also have a tendency to stretch in length. These characteristics are not considered defects and therefore, not reasons for returning fabric. Backing is recommended for upholstery use.

Heat Sensitive Fabrics

Many fibers used in drapery fabric construction are sensitive to heat and can cause puckering and hiked hems. Polyester and linen are the most sensitive to heat and must be fabricated with a cool iron only. Acrylic and modacrylic fibers are also sensitive to heat. When measuring a drapery prior to fabrication, check to make sure that the drapery will not hang over a hot air duct or a baseboard heater as it will often affect the drapery once it is hung. Heat sensitive fabrics that are steamed or ironed often shrink or pucker.

Pattern Repeat

Pattern repeat, as listed in this catalog and on samples, is approximate only and can vary slightly from one printing to the next. We cannot guarantee repeat matching.

Puckering

It is natural for some fabrics (i.e. hammered satins, satin stripes) to have a puckered or slightly wrinkled appearance. This is a characteristic of today's more relaxed, casual fabric constructions.

Sheers

Sheers will intensify in color when made into a drapery. Fold a sheer sample three times for a true color reading. Darker sheers have more of a tendency to fade or disintegrate than lighter sheers.

Shrinking and Length Fluctuations

Be tolerant of normal fluctuations in lengths of draperies. Few fabrics are completely stable. Fabrics breathe and absorb moisture, resulting in stretching or shrinking. Fabrics placed over or near heating and cooling vents may react to a much greater degree. We will not be responsible should this situation occur. A 2% to 3% change is reasonable. Allow sufficient fabric in the hems for later adjustments, should it be necessary. Fabrics that are steamed or ironed often shrink or pucker.

Sun Protection

Fabrics should be protected from the sun. We do not guarantee against fading or color fastness. Draperies should be lined. Shades should be drawn during the day and glass protection should be used whenever possible. Window glass magnifies the destructive elements in the rays of the sun. The winter sun and reflection from the snow are even more harmful than the summer sun and may cause disintegration. Colors can fade by oxidation, "gas fading", if fabrics are kept in storage for too long a period without airing. Some colors are more sensitive than others. Impurities in the air may cause as much fading as direct rays of the sun.

Synthetic Fibers

Despite the impressive strides in the advancement of the technology of weaving synthetic fibers, performance will vary with the construction of the fabric and its application. Whole or partial synthetic constructions may have a tendency to react adversely more readily to atmospheric conditions than natural fibers. Synthetic fibers are sensitive to heat, sunlight and steam. Shrinking, hiking seams, puckering and flaring are common characteristics.

Velvet

Velvet nap will crush and may be directional. Surcharges will apply for hand stitching on some products.

Washed Goods

Washed fabrics are processed to achieve a casual and soft appearance. Characteristics such as wrinkling, fading, and puckering are normal. Widths may vary. Bow and bias may be in excess of industry standards and guidelines.

Wrinkling

Wrinkling is a characteristic of linen and cotton blend fabrics.

TERMS & CONDITIONS

Aftermarket Finishes

Merchandise cannot be returned once it has undergone a process such as flame-proofing, water repelling, stain resistance, piece-dying, washing or dry cleaning.

Back Orders

If you approve your order as a back order and are given an expected shipment or arrival date, please note that back orders may arrive earlier or later than anticipated. Cancellations may be granted (as described below) only prior to the vendor processing the order.

Cancellations

Orders using RM COCO fabric may not be canceled when an order has been confirmed. C.O.M. order may not be canceled after the order has been started.

No changes will be accepted once confirmation with ship date has been sent.

Collections

If your account is given to a collection agency you will be responsible for all collection & attorney fees.

Colors

Colors are not guaranteed. Due to color variability in computer and screen monitors, we have no liability if colors of the products do not match their display on the website.

Damaged Goods

If merchandise is lost or damaged in transit, please follow these four steps.

1. Have the delivery person note and sign for any shortages or damages on both carrier's and your copy of the delivery receipt or freight bill. **Do not refuse the merchandise** unless you can see that the merchandise is clearly damaged and will not be usable.
2. **Open all containers immediately and inspect the merchandise's condition, even if your installation is not until a later date. Take photos of outside of packaging BEFORE opening box to document damage. Also take photos of product damage after opening. Damage or shortage MUST be reported to Customer Service immediately.**
3. Contact Custom Creations staff immediately for carrier damage. Contact the freight carrier for inspection of truck shipments. Keep the merchandise in the original shipping container and packaging.
4. After contacting the delivery carrier, call Custom Creations staff to request a replacement order.

Deposits

Orders exceeding credit limit require a deposit. C.O.D. and prepay orders for custom, special order products and samples must be prepaid including freight.



FABRICS FOR LIVING, STYLE FOR LIFE

Customer's Own Material Program


RM COCO Account Guidelines:

To ensure a smooth order process, please follow these guidelines when placing your order with RM COCO:

1. **Order Placement:** Place your order with RM COCO before shipping the fabric to generate a confirmation order number. A quote prior to ordering is recommended.
2. **Fabric Shipment:** If you already have the fabric in your possession, please include the completed form with the fabric roll.
3. **Remnant Material:** Please be aware that remnant material will be discarded after fabrication. Requests for the return of remnant material are subject to a \$15 net processing fee.
4. **Processing Fees:** A \$35 net processing fee will be applied for the following:
 - Rolls arriving without proper identification.
 - Sending less than the required yards of fabric.
 - Non-sheer fabrics not rolled on a tube.

Attention RM COCO Dealer: Please ensure the completion of this form and send a copy to your fabric supplier. Failure to do so may result in delays and additional processing charges.

FABRIC SUPPLIER'S INSTRUCTIONS:

- 
1. Mark the face of the fabric.
 2. Clearly indicate which direction is up on the fabric.
 3. Include this form as a packing slip for identification.

C.O.M. IDENTIFICATION FORM

Ship to:

RM COCO - Custom Creations
1389 Southern Expressway
Cape Girardeau, MO 63703

Customer Name:

Width:

Sales or Quote No./Sidemark:

V. Repeat:

Fabric Supplier Name:

Drop:

Pattern & Color Name:

Number of Yards Shipped:

Procedure for Submitting C.O.M. Fabrics to RM COCO

- 1. Order Placement:** Initiate the order with RM COCO before dispatching the fabric: Our Customer Service team will promptly respond with an order confirmation number.
- 2. C.O.M Identification Form:** COMPLETE A COPY OF THE C.O.M. IDENTIFICATION FORM and forward it to the fabric supplier. If you already have the fabric in your possession, kindly include the completed form with the fabric roll.
- 3. Fabric Shipment:** Ship the fabric rolled on a tube: avoid folding. Ensure that all fabrics are clearly marked with the face identified, and indicate the upward direction.
- 4. Shipping Address:**
Ship to:
RM COCO - Custom Creations
1389 Southern Expressway
Cape Girardeau, MO 63703

Additional Processing Fees:

- Please be aware that remnant material will be discarded after fabrication. Requests for the return of remnant material are subject to a \$15 net processing fee.
- A \$35 processing fee will be applied for the following:
 1. Rolls that arrive without proper identification.
 2. Sending less than the required quantity of fabric.
 3. Non-sheer fabrics not rolled on a tube.

Should you have any questions or need further assistance, feel free to contact our team. Thank you for your cooperation in ensuring a smooth process for submitting C.O.M. fabrics to RM COCO.

C.O.M. Fabric Guidelines

RM COCO offers the customization of fabric soft shades, draperies, side panels, top treatments, cornices, headboards, pillows, and bedding products using your customer's own material (C.O.M.).

What materials are suitable?

RM COCO highly recommends to use drapery weight cotton and cotton blends for window treatments. While drapery weight polyesters can also be considered, it's important to be aware that these fabrics may exhibit varying degrees of billowing. Exercise caution when using specific drapery weight embroideries, and they have the potential to cause puckering effects on seams and the final product. Laces, open weaves, and casements may not maintain an exact shape, often resulting in uneven hems due to inherent variations. Linen, known for its tendency to wrinkle and crease, imparts a relaxed and casual aesthetic to draperies, though it may not be the best choice for those seeking a polished look. Shrinkage is a concern with linen fabrics when exposed to moisture.

In window treatment construction, it is advisable to steer clear of upholstery material, vinyl, and materials with backing whenever possible. However, these materials are deemed acceptable for use in cornices and headboards.



DRAPERY

DRAPERY

DRAPERY GLOSSARY

Glossary	13
General Information	13
Pin Settings/Fullness	13
Lining Information	13
Shipping/Delivery	13
Rod Pocket Information	14
Stackback Chart	14
Yardage Requirement Charts	15
Ruffles/Banding Trim Charts	15

Pleated Drapery	16
Rod Pocket Drapery	18
Flat Drapery	20
Grommet Drapery	22
Shower Curtains	23
Ripplefold Drapery	24
Tiebacks	26
Order Forms	27

GENERAL INFORMATION

- Draperies are meticulously tabled, and are sized as exact as possible. However, because of the "give" in some fabrics, there is a tolerance of up to ½" in length and width. Some knits and casements may vary as much as 1" or more. Please consider this when measuring for drapery finished length.
- Patterns are matched from the top down. Plaids, because of the wavy nature of the weave, we cannot guarantee the lines will be straight or match at the seams.
- Draperies are fan-folded, labeled with size, room tag, and sidemark, encased in plastic tubing and carefully packed in specially designed drapery boxes. Draperies may be flat folded when fabric or sizes do not allow to be fan folded.

FULLNESS RECOMMENDATIONS

- Fullness chosen depends on application.
- More fullness equals more fabric used.
- Fullness is indicated on price charts to help you determine the number of widths in your drapery.

Fabric Type

Sheers	3x
Lightweight	3x
Casements	3x
Mediumweight	2½x
Bulky	2x
Heavyweight	2x

DRAPERY PINSETTINGS

- The pinsetting is the distance between the top of the drapery to the top of the pin.
- We will preset your pinsetting for your order.
- Pleated draperies are preset with plastic adjustable pins. Metal pins can be requested at no extra charge.

Pinsettings

Top of Pin to Top of Drape	0"
Wood Pole or Café Rings	¼"
Decorative Rod	½"
Brass Rod	¾"
Valance and Side Panels	1"
Under Draperies	1¼"
Ceiling Mount	1½"
Regular	1¾"

LINING INFORMATION

- Standard linings for drapery:
 - RM Designer Everyday Lining
 - RM Designer Thermofoam
 - RM Designer Super Sateen
 - RM Designer Royal SateenThese linings are available at the price stated in the charts. Should you want to substitute for a lining outside of the ones mentioned above, the pricing will be adjusted for the difference in lining cost with the exception of blackout linings.
- Blackout lining - please be aware that the black pigment between the white/ivory coatings may show through when sewn causing the thread to look darker than normal. Also, pin holes of light may show where sewn. This is more noticeable on light colored fabrics as the stitched areas will appear as a gray thread even though white was used.
- Lining hems are 2½" doubled, set up 1½" from the bottom of face fabric hem so that the hem stitchings line up.

WIDE-WIDTH HELPFUL INFORMATION

- Most seamless fabrics are 118" wide. These fabrics are usually railroaded to avoid seams.
- The maximum finished length for seamless fabrics is the fabric width minus 18".
- Most seamless fabrics are shown railroaded in the samples. Please verify direction before order drapery so the pattern direction will be correct on your finished product.

SHIPPING

- Shipments are F.O.B. workroom in Cape Girardeau, Missouri and will be shipped complete via regular ground unless otherwise noted.
- You will be charged freight and handling on all shipments.

DELIVERY

- Production dates are set once all items needed to produce your order are received in the workroom. Every effort will be made to meet or beat that date, however these are estimated dates. Please add shipping time to this date.

DRAPERY STACKBACK CHART

Chart is based on mediumweight fabrics.

IF THE GLASS IS	THE STACKBACK SHOULD BE	YOUR ROD WIDTH & DRAPERY COVERAGE SHOULD BE
20"	20"	40"
26"	22"	48"
32"	24"	56"
38"	26"	64"
44"	28"	72"
50"	30"	80"
56"	32"	88"
62"	34"	96"
68"	36"	104"
75"	37"	112"
81"	39"	120"
87"	41"	128"
94"	42"	136"
100"	44"	144"
106"	46"	152"
112"	48"	160"
119"	49"	168"
125"	51"	176"
131"	53"	184"
137"	55"	192"
144"	56"	200"
150"	58"	208"
156"	60"	216"
162"	62"	224"
169"	63"	232"
175"	65"	240"
181"	67"	248"
187"	69"	256"
194"	70"	264"

ROD POCKET TAKE UPS

Use this chart to determine the approx. take up allowances.

USE THE CHART BELOW TO DETERMINE THE APPROXIMATE TAKE UP ALLOWANCE

Hardware Style	Pocket Size	Take Up Allowance
3/8" Brass Rod	1"	3/8"
1/2" Oval Rod	1 1/2"	1/2"
1/2" Tension Rod	1 1/2"	1/2"
1" Café Rod	1 3/4"	1"
1 1/4" Shower Curtain Rod	2 1/2"	1"
1 3/8" Wood Pole	3"	1"
2" Wood Pole	4"	2"
2 1/2" Continental	3 1/2"	1/2"
4 1/2" Continental	5 1/2"	1/2"

CALCULATING NUMBER OF WIDTHS WITH FULLNESS

DRAPERY FULLNESS CHART - USING 48", 54" OR 60" FABRICS

USE THE CHART BELOW TO DETERMINE THE NUMBER OF WIDTHS BASED ON THE FULLNESS DESIRED FOR YOUR FINISHED WIDTH.

	Fullness	Pleat to Finished Width in Inches									
48" Fabric	2 x	21"	44"	71"	92"	115"	139"	162"	186"	209"	233"
	2 1/2 x	17"	36"	57"	73"	92"	111"	138"	148"	167"	186"
	3 x	14"	30"	47"	61"	77"	92"	108"	124"	139"	155"
54" Fabric	2 x	24"	51"	77"	104"	130"	157"	183"	210"	236"	263"
	2 1/2 x	19"	40"	62"	83"	104"	122"	146"	168"	189"	210"
	3 x	16"	34"	51"	69"	87"	104"	122"	140"	157"	175"
60" Fabric	2 x	27"	56"	86"	115"	145"	174"	204"	233"	263"	292"
	2 1/2 x	22"	45"	69"	92"	116"	139"	163"	186"	210"	234"
	3 x	18"	38"	57"	77"	96"	116"	136"	155"	175"	195"
Total No. of Widths		1	2	3	4	5	6	7	8	9	10

CALCULATING YARDAGE

Quick reference charts are provided below. These charts are based on solid color fabrics with no repeat. For fabrics with a repeat, please add one repeat per width.

YARDAGE REQUIREMENTS - USING 48", 54" OR 60" FABRICS

BASED ON SOLID FABRICS - TO BE USED FOR PLEATED, ROD POCKET, ACCORDIAN FOLD, RIPPLEFOLD, GROMMETED & SHOWER CURTAIN

Total No. of Widths			1	2	3	4	5	6	7	8	9	10
Length to	16"	Yardage Required	1	2	3	4	5	6	7	8	9	10
	16" to 36"	Yardage Required	1.5	3	4.5	6	7.5	9	10.5	12	13.5	15
	36" to 48"	Yardage Required	1.9	3.8	5.7	7.6	9.5	11.4	13.3	15.2	17.1	19
	48" to 60"	Yardage Required	2.2	4.4	6.4	8.5	11	13.2	15.4	17.6	19.8	22
	60" to 72"	Yardage Required	2.5	5	7.5	10	12.5	16	17.5	20	22.5	25
	72" to 84"	Yardage Required	2.9	5.8	8.7	11.6	14.5	17.4	20.3	23.2	26.1	29
	84" to 96"	Yardage Required	3.2	6.4	9.7	12.8	16.1	19.2	22.4	25.6	28.8	32
	96" to 108"	Yardage Required	3.5	7	10.5	14	17.5	21	24.5	28	31.5	35
	108" to 120"	Yardage Required	3.9	7.8	11.7	15.6	19.5	23.4	27.3	31.2	35.1	39
	120" to 132"	Yardage Required	4.2	8.4	12.5	16.8	21	25.2	29.4	33.6	37.8	42
	132" to 144"	Yardage Required	4.5	9	13.5	18	22.5	27	31.5	36	40.5	45
Number of Repeats			0	1	2	3	4	5	6	7	8	9

YARDAGE REQUIREMENTS - USING WIDE WIDTH FABRICS

BASED ON SOLID FABRICS - TO BE USED FOR PLEATED, ROD POCKET, ACCORDIAN FOLD, RIPPLEFOLD, GROMMETED & SHOWER CURTAIN

Finished Width		24"	36"	48"	60"	72"	84"	96"	108"	120"	132"	144"	Each Additional 12"
Fullness	2 x	1.70	2.40	3.00	3.70	4.40	5.00	5.70	6.40	7.00	7.70	8.40	0.70
	2½ x	2.00	2.90	3.70	4.50	5.40	6.20	7.00	7.90	8.70	9.50	10.40	0.90
	3 x	2.40	3.40	4.40	5.40	6.40	7.40	8.40	9.40	10.40	11.40	12.40	1.00
	3½ x	2.70	3.70	4.70	6.20	7.40	8.50	9.70	10.90	12.00	13.20	14.40	1.20

BANDING, RUFFLING, TRIM

- Banding fabric must be compatible with the drapery
- Banding larger than 4" may require more fabric than listed on the chart
- Ruffles are 3" and self-lined
- Ruffles and trim at edges will be included in finished sizes unless otherwise specified
- Premade trim may be attached using adhesive or sewn on at our discretion based on trim style and product

YARDAGE REQUIREMENTS - BANDING RUFFLING, TRIM & CORDING

USE THE CHART BELOW TO DETERMINE YARDAGE REQUIREMENTS FOR VERTICAL APPLICATION

Finished Length per Panel	36"	48"	60"	72"	84"	96"	108"	Each Additional 12"
Banding - up to 3" (length)	1.20	1.50	1.90	2.20	2.50	2.90	3.20	0.40
Ruffling - up to 4" (length)	2.10	2.70	3.40	4.10	4.80	5.40	6.10	0.70
Trim	1.20	1.50	1.90	2.20	2.50	2.90	3.20	0.40
Cording	0.50	0.70	0.90	1.00	1.20	1.40	1.50	0.20
Note: up to 3 pairs of banding strips can be cut from 48" fabric								
Note: up to 2 pairs of ruffling strips can be cut from 48" fabric								

YARDAGE REQUIREMENTS - BANDING RUFFLING, TRIM & CORDING

USE THE CHART BELOW TO DETERMINE YARDAGE REQUIREMENTS FOR HORIZONTAL APPLICATION

Number of Widths	1	2	3	4	5	6	7	8	9	10
Banding - up to 3" bottom hem band	0.2	0.4	0.6	0.8	1.0	1.2	1.4	1.6	1.8	2.0
Banding - up to 2½" pocket band	0.2	0.4	0.6	0.8	1.0	1.2	1.4	1.6	1.8	2.0
Banding - up to 4" pocket band	0.3	0.4	0.6	0.8	1.0	1.2	1.4	1.6	1.8	2.0
Banding - up to 5½" pocket band	0.4	0.7	1.0	1.4	1.7	2.0	2.4	2.7	3.0	3.5
Ruffling - up to 4" - horizontal	0.5	1.0	1.5	2.0	2.5	3.0	3.5	4.0	4.5	5.0
Premade trim - horizontal	1.5	3.0	4.5	6.0	7.5	9.0	10.5	12.0	13.5	15.0
Cording - horizontal	0.8	1.2	1.5	1.7	2.0	2.2	2.5	2.7	3.0	3.2
Ties or Tabs yardage	0.3	0.5	0.5	0.8	0.8	1.0	1.2	1.5	1.5	1.7

PLEATED DRAPERY

One word to describe them - classic. Pleated draperies stand the test of time. Pleated in a variety of styles, you are sure to find the perfect fit to complete your design.

PRICE CHART

D1 - standard width fabric (lined/unlined)

W1 - wide width fabric (unlined)

REQUIRED ORDER INFORMATION

- ✓ Product name
- ✓ Fabric fabric name and color
- ✓ Lining fabric name and color (if applicable)
- ✓ Quantity
- ✓ Pair/Panel (L/R/C)
- ✓ Rod Face Width
- ✓ Return Size
- ✓ Overlap Allowance
- ✓ Finished Width
- ✓ Finished Length
- ✓ Fullness (1½, 2, 2½, or 3)
- ✓ Number of Widths
- ✓ Use Fullness or or Full Widths
- ✓ Hem Type (Single or Double)
- ✓ Hem Size
- ✓ Pinsetting
- ✓ Pleat Style

STANDARD FEATURES

- * Maximum finished length is 180"
- * 1st pleat is set at 3½" from the leading edge, unless otherwise stated
- * 4" double hem, blind-stitched on face fabric
- * Lining has a 2½" double turned, stitched bottom hem
- * Unlined draperies have a double 4" heading using woven crinoline and Sheer fabrics have a transparent crinoline
- * Lined draperies have 4" crinoline and lining extended to the top of the drapery
- * 1½" double turned, blind-stitched side hem
- * Patterns matched from the top down and serged
- * Color matched cotton thread
- * Tolerance of ½" in both length and width

OPTIONS

SURCHARGE

- * Sew on Rings D2
- * Sew on Buttons.....Z1 per button
- * Cartridge or Goblet Pleat..... D2
- * Inverted or Box Pleat D3
- * Horizontal Premade Trim D5
- * Beadweight hem Z4
- * Horizontal Cording D6
- * Horizontal Banding D6
- * Horizontal Ruffles (hem only) D6
- * Interlining or Specialty Lining D7
- * Vertical Banding/Ruffles D8
- * Vertical Premade Trim..... D9
- * Velvet, Casement, Open Weave or Light Controlling Fabric D3
- * 5"-8" Crinoline D3
- * Special Hand Sewing Z3
- * Horizontal Seams D3
- * Tie Top D6
- * Blackout Lining D11

STANDARD PLEATS

1 PRONG
1.5x fullness

2 PRONG
2x fullness

3 PRONG
2.5x fullness

REVERSE
2.5x fullness

**2 PRONG
TACKED AT TOP**
2x fullness

**3 PRONG
TACKED AT TOP**
2.5x fullness

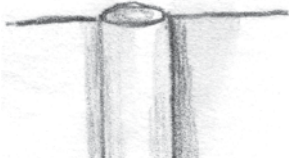


PLEATED DRAPERY OPTIONS

ADDITIONAL PLEAT STYLES

Cartrige


Surcharge D2



- Plastic insert keeps pleat fully extended
- 2x fullness recommended

Goblet

Surcharge D2



- Plastic insert keeps pleat fully extended
- 2x fullness recommended

Inverted


Surcharge D3



- Does not traverse
- Can be made with or without crinoline
- Folds to back
- Tacks at top to hold pleat in place
- 2½" fullness recommended

Box Pleated

Surcharge D3

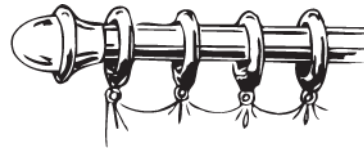


- Does not traverse
- Can be made with or without crinoline
- Folds to front
- Tacks at top to hold pleat in place
- 2½" fullness recommended

SEW ON RINGS

Surcharge D2

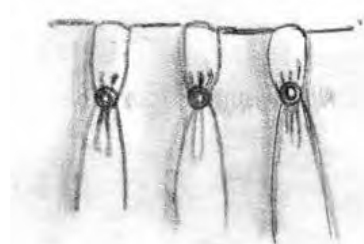
- Specify number of rings
- Rings are provided by customer



SEW ON BUTTONS

Surcharge Z1 (per button)

- Specify # of buttons
- Specify size (1" or 1½")
- Specify fabric name and color
- Fabric covered buttons available in 1" or 1½"
- Also used for premade buttons to be sewn on



TIE TOP

Surcharge D6

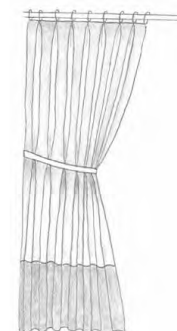
- Specify length of tie
- Specify fabric name/color
- String ties are approx. ½" wide
- 12" standard length



HORIZONTAL SEAMS

Surcharge D3

- Specify fabric name/color
- Specify size



ROD POCKET DRAPERY

Rod pocket draperies make installation a breeze. They are a quintessential part of your design portfolio.

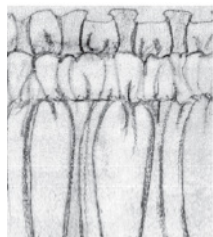
PRICE CHART

D10 - standard width fabric (lined/unlined)

W1 - wide width fabric (unlined)

REQUIRED ORDER INFORMATION

- ✓ Product name
- ✓ Fabric fabric name and color
- ✓ Lining fabric name and color (if applicable)
- ✓ Quantity
- ✓ Pair/Panel (L/R/C)
- ✓ Rod Face Width
- ✓ Return Size
- ✓ Finished Width
- ✓ Finished Length
- ✓ Fullness (1½, 2, 2½, or 3)
- ✓ Number of Widths
- ✓ Use Fullness or or Full Widths
- ✓ Hem Style
- ✓ Hem Size
- ✓ Heading Size
- ✓ Rod Pocket Size



QUICK REFERENCE ROD POCKETS

ROD	CASING
¾" oval	1½"
1" metal	2½"
1⅜" wood	3"
2" wood	4½"

STANDARD FEATURES

- * Maximum finished length is 180"
- * 4" double hem, blind-stitched on face fabric
- * Lining has a 2½" double turned, blind-stitched bottom hem
- * Lined draperies have 4" crinoline and lining extended to the top of the drapery
- * 1½" double turned, blind-stitched side hem
- * Patterns matched from the top down and serged
- * Color matched cotton thread
- * Tolerance of ½" in both length and width
- * Headings and casings are double turned and straight stitched
- * Finished length includes heading, casing and all options
- * Rod pocket draperies are flat folded for shipping

OPTIONS

SURCHARGE

- * Horizontal Premade Trim..... D5
- * Beadweight hem..... Z4 (per yard)
- * Horizontal Cording..... D6
- * Horizontal Banding D6
- * Horizontal Ruffles..... D6
- * Interlining or Specialty Lining..... D7
- * Vertical Banding/Cording D8
- * Vertical Premade Trim..... D9
- * Velvet, Casement, Open Weave or Light Controlling Fabric D3
- * Special Hand Sewing..... Z3
- * Extra pocket (top) D2
- * Smocked top D3
- * Hourglass D3
- * Button hole return Z1
- * Board mounting Y1 (per ft)
- * Blackout Lining..... D11

ROD POCKET SLEEVE

An abbreviated version of our traditional rod pocket drapery.

PRICE CHART

D10 - standard width fabric (lined/unlined)

W1 - wide width fabric (unlined)

REQUIRED ORDER INFORMATION

- ✓ name
- ✓ Fabric fabric name and color
- ✓ Lining fabric name and color (if applicable)
- ✓ Quantity
- ✓ Pair/Panel (L/R/C)
- ✓ Rod Face Width
- ✓ Return Size
- ✓ Finished Width
- ✓ Finished Length
- ✓ Fullness (1½, 2, 2½ or 3)
- ✓ Number of Widths
- ✓ Use Fullness or or Full Widths
- ✓ Hem Style
- ✓ Hem Size
- ✓ Heading Size
- ✓ Rod Pocket Size

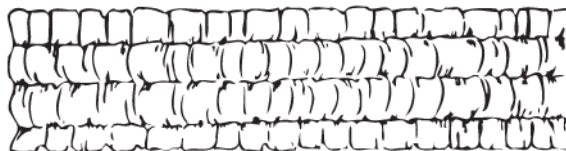
OPTIONS

SURCHARGE

- * Horizontal ¼" Cording..... D6
- * Horizontal Banding D6
- * Special Hand Sewing..... Z3



SINGLE POCKET SLEEVE WITH HEADINGS



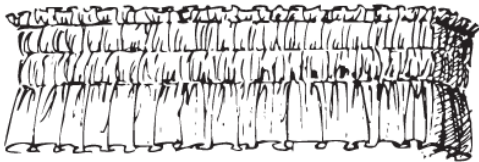
DOUBLE POCKET SLEEVE WITH HEADINGS

ROD POCKET DRAPERY OPTIONS

EXTRA ROD POCKET (TOP)

Surcharge D2

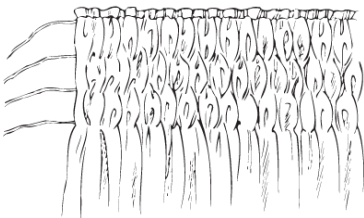
- Specify extra rod pocket size
- Specify placement



SMOCKED TOP

Surcharge D3

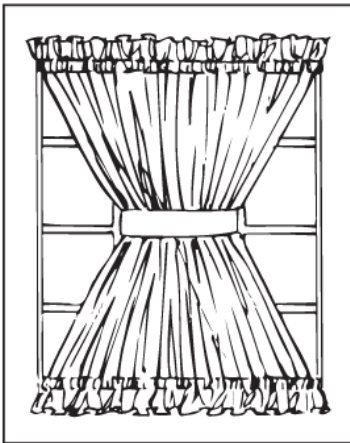
- Specify 4 cord or 2 cord tape (fullness for drape needs to be 2½-3x fullness for tape)



HOURLGLASS

Surcharge D3

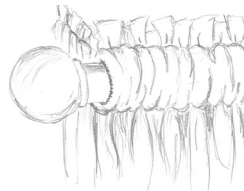
- Specify center width (tieback not included)



BUTTON HOLE RETURNS

Surcharge Z1


- Button hole size will match casing size
- Button hole is sewn to front of pocket only



HORIZONTAL BANDING ON ROD POCKET

Surcharge D6

- Specify banding fabric/color
- Specify banding size



FLAT DRAPERY

A great alternative to the traditional pleat style is a flat panel with numerous options available to add some flair. Available lined and unlined, these panels are sure to add that extra touch to complete your design concept.

PRICE CHART

D10 - standard width fabric (lined/unlined)
W1 - wide width fabric (unlined)

REQUIRED ORDER INFORMATION

- ✓ Product name
- ✓ Fabric fabric name and color
- ✓ Lining fabric name and color (if applicable)
- ✓ Quantity
- ✓ Pair/Panel (L/R/C)
- ✓ Rod Face Width
- ✓ Return Size
- ✓ Finished Width
- ✓ Finished Length
- ✓ Fullness (1½, 2, 2½, or 3)
- ✓ Number of Widths
- ✓ Use Fullness or or Full Widths
- ✓ Hem Style
- ✓ Hem Size



STANDARD FEATURES

- * Maximum finished length is 180"
- * Flat panels do NOT have crinoline but 4" crinoline may be requested at no additional charge
- * 4" double hem, blind-stitched on face fabric
- * Lining has a 2½" double turned, blind-stitched bottom hem
- * 1½" double turned, blind-stitched side hem
- * Patterns matched from the top down and serged
- * Color matched cotton thread
- * Finished length includes all options except tie top
- * Tolerance of ½" in both length and width
- * Flat panels are flat folded for shipping

OPTIONS

SURCHARGE


- * Sew on Rings D2
- * Sew on Buttons.....Z1 (per button)
- * Horizontal Premade Trim..... D5
- * Beadweight hem.....Z4 (per yard)
- * Horizontal Cording..... D6
- * Horizontal Banding D6
- * Interlining or Specialty Lining..... D7
- * Vertical Banding D8
- * Vertical Premade Trim..... D9
- * Velvet, Casement, Open Weave or Light Controlling Fabric D3
- * 5"-8" Crinoline D3
- * Special Hand Sewing Z3
- * Horizontal Seams D3
- * Tie Top D6
- * Tab Top D6
- * Hidden Tab Top D6
- * Horizontal or Vertical Velcro..... V1
- * Blackout Lining..... D11

FLAT DRAPERY OPTIONS

SEWN ON RINGS

Surcharge D2

- Specify number of rings
- Rings are provided by customer



TIE TOP

Surcharge D6


- Specify length of tie
- Specify fabric name/color
- String ties are approx. ½" wide
- 12" standard length



TAB TOP

Surcharge D6

- Specify fabric name/color
- Specify tab width and length (drape body and tab combined)
- Standard tab size is 2" wide x 4" long
- Tab spacing standard is 6"-8" apart
- Finished length of drape includes tabs



HIDDEN TAB TOP

Surcharge D6

- Specify fabric name/color
- Specify tab width and length



FRONT VIEW




BACK VIEW

VERTICAL BANDING

Surcharge D8

- Specify banding fabric name/color
- Specify band size and placement
- Bands 2"-4"



HORIZONTAL BANDING

Surcharge D6

- Specify banding fabric name/color
- Specify band size and placement



GROMMET DRAPERY

Grommet drapery features metal-ringed eyelets at the top, allowing smooth, effortless sliding and a modern, clean look for window treatments.

PRICE CHART

D10 - standard width fabric (lined/unlined) +

Grommet Surcharge

W1 - wide width fabric (unlined)

REQUIRED ORDER INFORMATION

- ✓ Product name
- ✓ Fabric name and color
- ✓ Lining fabric name and color (if applicable)
- ✓ Quantity
- ✓ Pair/Panel (L/R/C)
- ✓ Rod Face Width
- ✓ Return Size
- ✓ Finished Width
- ✓ Finished Length
- ✓ Fullness (2, 2½ or 3)
- ✓ Number of Widths
- ✓ Use Fullness or Full Widths
- ✓ Hem Type (Single or Double)
- ✓ Hem Size
- ✓ Grommet Size
- ✓ Grommet Color
- ✓ Number of Grommets

STANDARD FEATURES

- * Maximum finished length is 180"
- * 4" double hem, blind-stitched on face fabric
- * 1½" double turned, blind-stitched side hem
- * Patterns matched from the top down
- * Color matched cotton thread
- * Tolerance of ½" in both length and width
- * 2x fullness recommended
- * Panels are flat folded for shipping
- * ¾" header above grommets
- * 6-8 grommets per width recommended (based on grommet size)
- * 2½" and 3" grommets require oversized crinoline also
- * Double turned top with crinoline

OPTIONS

SURCHARGE

- * Horizontal Premade Trim D5
- * Beadweight hem Z4 (per yard)
- * Horizontal ¼" Cording D6
- * Horizontal Banding/Ruffles D6
- * Interlining or Specialty Lining D7
- * Vertical Banding/Ruffles D8
- * Vertical Premade Trim D9
- * Velvet, Casement, Open Weave or Light Controlling Fabric D3
- * 5"-8" Crinoline D3
- * Special Hand Sewing Z3
- * Grommets see chart below
- * Blackout Lining D11






GROMMET OPTIONS

SURCHARGE

Priced Per Grommet

- * ⅜" Z2
Colors: black, brass or nickel
- * 1⅝" Z2
Colors: black, brass, antique brass, copper, matte nickel, oil rubbed bronze, satin smoke, shiny nickel or brushed steel
- * 2" Z2
Colors: black, brass, antique brass, copper, matte nickel, oil rubbed bronze, satin smoke, shiny nickel or brushed steel
- * 2½" Z5+D3
Colors: black, brass, antique brass, copper, shiny nickel or matte nickel
- * 3" Z5+D3
Colors: black, brass, antique brass, copper, shiny nickel or matte nickel
(D3 for oversized crinoline)

*Other sizes may be available and COM allowed. Call for quote.



*grommets are not an actual representation of size

**For smooth movement of drapery we recommend pole size to be at least ½" smaller than grommet inside diameter.

SHOWER CURTAIN

Shower curtains are functional bathroom accessories designed to provide privacy and prevent water from splashing outside the shower or bathtub.

PRICE CHART

D10 - standard width fabric (lined/unlined) +
Grommet Surcharge
W1 - wide width fabric (unlined)

REQUIRED ORDER INFORMATION

- ✓ Product name
- ✓ Fabric fabric name and color
- ✓ Quantity
- ✓ Panel (L/R/C)
- ✓ Grommet Color (Brass/Nickel/Black)


STANDARD FEATURES

- * Size is 72" x 72"
- * Grommet inside diameter is 3/8"
- * Grommet colors: Black, Brass or Nickel
- * 12 grommets per panel
- * 1½" double turned, blind-stitched top and side hems
- * 4" double turned, blind-stitched bottom hem
- * Designed for use with a plastic liner


OPTIONS

SURCHARGE

- * Button holes..... Z1 (per button hole)
- * Beadweight hem.....Z4 (per yard)
- * Special Hand Sewing Z3



GROMMET



BUTTON HOLES
*button hole is approx. 1"

RIPPLEFOLD DRAPERY

Snap tape sewn onto the flat width creates a roll pleat or ripplefold effect once it is attached to carriers on the rod.

PRICE CHART

D10 - standard width fabric (lined/unlined)
W1 - wide width fabric (unlined)

REQUIRED ORDER INFORMATION

- ✓ Product name
- ✓ Fabric fabric name and color
- ✓ Lining fabric name and color (if applicable)
- ✓ Quantity
- ✓ Pair/Panel(L/R/C)
- ✓ Rod Face Width
- ✓ Return Size
- ✓ Fullness (80%, 100% or 120%)
- ✓ Overlap or Butt Master
- ✓ Flat Width per Panel (refer to Kirsch Chart)
- ✓ Finished Length
- ✓ Number of Widths

STANDARD FEATURES


- * Flat panel with snap tape sewn into the top
- * Flat panel size is determined by Kirsch riffplefold chart based on rod width and fullness
- * Ripplefold seams will not be hidden
- * Fullness is only available in 80%, 100% or 120%
- * Butt master carrier snaps 1" apart
Overlap master carrier snaps 2½" apart
Return carrier snaps 2 ½" apart
- * 4" double hem, blind-stitched on face fabric
- * 1½" double turned, blind-stitched side hem
- * Color matched cotton thread
- * Panels are flat folded for shipping
- * Tolerance of ½" in both length and width

OPTIONS

SURCHARGE

- * Horizontal Premade Trim..... D5
- * Horizontal Banding D6
- * Interlining or Specialty Lining D7
- * Vertical Premade Trim..... D9
- * Vertical Banding..... D8
- * Beadweight hem.....Z4 (per yard)
- * Special Hand Sewing Z3
- * Blackout Lining..... D11

BUTT MASTER



OVERLAP MASTER



Ripplefold™ Stack Guide for Butt Master 84214xxx

Note: Stack size is estimated. Type of fabric used could alter these measurements. Please refer to the Ripplefold Fabrication Manual for more information.

120% Fullness	100% Fullness	80% Fullness	60% Fullness	Number of factory snaps	Snap Tape Length (less return length)*	Panel Stackback
14%	16%	17%	19%	8	32½	7½
18%	20%	22%	24%	10	41	8½
22%	24%	27%	29%	12	49½	9%
26½	29%	32%	35%	14	58	10%
29%	33%	36%	40%	16	66½	12
33%	37%	41%	45%	18	75	13
37%	41%	46%	50%	20	83½	14
41%	46%	51%	56%	22	92	15½
44%	50%	55%	61%	24	100%	16½
48%	54%	60%	66%	26	109	17½
52%	58%	65%	71%	28	117½	18½
56%	63%	70%	77%	30	126	19%
59%	67%	74%	82%	32	134½	20%
63%	71%	79%	87%	34	143	21½
67%	75%	84%	92%	36	151½	23
71%	80%	89%	98%	38	160	24
74%	84%	93%	103%	40	168½	25
78%	88%	98%	108%	42	177	26½
82%	92%	103%	113%	44	185½	27½
86%	97%	108%	119%	46	194	28½
89%	101%	112%	124%	48	202½	29½
93%	105%	117%	129%	50	211	30½
97%	109%	122%	134%	52	219½	31½
101%	114%	127%	140%	54	228	32½
104%	118%	131%	145%	56	236½	34
108%	122%	136%	150%	56	245	35
112%	126%	141%	155%	60	253½	36½
116%	131%	146%	161%	62	262	37½
119%	135%	150%	166%	64	270½	38½
123%	139%	155%	171%	66	279	39½
127%	143%	160%	176%	68	287½	40½
131%	148%	165%	182%	70	296	41½
134%	152%	169%	187%	72	304½	42½
138%	156%	174%	192%	74	313	43½
142%	160%	179%	197%	76	321½	45
146%	165%	184%	203%	78	330	46
149%	169%	188%	208%	80	338½	47½
153%	173%	193%	213%	82	347	48½
157%	177%	198%	218%	84	355½	49½
161%	182%	203%	224%	86	364	50½
164%	186%	207%	229%	88	372½	51½
168%	190%	212%	234%	90	381	52½
172%	194%	217%	239%	92	389½	53½
176%	199%	222%	245%	94	398	55
179%	203%	226%	250%	96	406½	56
183%	207%	231%	255%	98	415	57
187%	211%	236%	260%	100	423½	58½
191%	216%	241%	266%	102	432	59½
194%	220%	245%	271%	104	440½	60½
198%	224%	250%	276%	106	449	61½
202%	228%	255%	281%	108	457½	62½
206%	233%	260%	287%	110	466	63½
209%	237%	264%	292%	112	474½	64½
213%	241%	269%	297%	114	483	66
217%	245%	274%	302%	116	491½	67
221%	250%	279%	308%	118	500	68½
224%	254%	283%	313%	120	508½	69½
228%	258%	288%	318%	122	517	70½
232%	262%	293%	323%	124	525½	71½
236%	267%	298%	329%	126	534	72½
239%	271%	302%	334%	128	542½	73½
243%	275%	307%	339%	130	551	74½
247%	279%	312%	344%	132	559½	75½
251%	284%	317%	350%	134	568	77
254%	288%	321%	355%	136	576½	78
258%	292%	326%	360%	138	585	79½
262%	296%	331%	365%	140	593½	80½
266%	301%	336%	371%	142	602	81½
269%	305%	340%	376%	144	610½	82½
273%	309%	345%	381%	146	619	83½
277%	313%	350%	386%	148	627½	84½
281%	318%	355%	392%	150	636	85½

Ripplefold™ Overlap Stack Guide

Note: Stack size is estimated. Type of fabric used could alter these measurements. Please refer to the Ripplefold Fabrication Manual for more information.

120% Fullness	100% Fullness	80% Fullness	60% Fullness	Number of factory snaps	Snap Tape Length (less return length)*	Panel Stackback
16½	17%	19%	20%	8	34	9
20	22	23%	26	10	42½	10½
23%	26½	28%	31½	12	51	11½
27½	20½	33%	26½	14	59½	12½
31½	34%	38%	41%	16	68	13½
35	39	42%	47	18	76½	14½
38%	43½	47%	52½	20	85	15½
42%	47½	52%	57½	22	93½	16½
46½	51%	57%	62%	24	102	18
50	56	61%	68	26	110½	19
53%	60½	66%	73½	28	119	20
57½	64%	71%	78½	30	127½	21½
61½	68%	76%	83%	32	136	22½
65	73	80%	89	34	144½	23½
68%	77%	85%	94½	36	153	24½
72%	81½	90%	99½	38	161½	25½
76½	85%	95%	104%	40	170	26½
80	90	99%	110	42	178½	27½
83%	94½	104%	115½	44	187	29
87½	98%	109%	120%	46	195½	30
91½	102%	114%	125%	48	204	31
95	107	118%	131	50	212½	32½
98%	111½	123%	136½	52	221	33½
102½	115½	128%	141½	54	229½	34½
106½	119%	133%	146%	56	238	35½
110	124	137%	152	56	246½	36½
113%	128½	142%	157½	60	255	37½
117½	132½	147%	162½	62	263½	38½
121½	136%	152%	167%	64	272	40
125	141	156%	173	66	280½	41
128%	145½	161%	178½	68	289	42
132½	149½	166%	183½	70	297½	43½
136½	153%	171%	188%	72	306	44½
140	158	175%	194	74	314½	45½
143%	162½	180%	199½	76	323	46½
147½	166%	185%	204½	78	331½	47½
151½	170½	190%	209%	80	340	48½
155	175	194%	215	82	348½	49½
158%	179½	199%	220½	84	357	51
162½	183½	204%	225½	86	365½	52
166½	187%	209%	230%	88	374	53
170	192	213%	236	90	382½	54½
173%	196½	218%	241½	92	391	55½
177%	200%	223%	246½	94	399½	56½
181½	204%	228%	251½	96	408	57½
185	209	232%	257	98	416½	58½
188%	213½	237%	262½	100	425	59½
192½	217½	242%	267½	102	433½	60½
196½	221%	247%	272%	104	442	62
200	226	251%	278	106	450½	63
203%	230½	256%	283½	108	459	64
207½	234½	261%	288½	110	467½	65½
211½	238½	266%	293½	112	476	66½
215	243	270%	299	114	484½	67½
218%	247½	275%	304½	116	493	68½
222½	251½	280%	309½	118	501½	69½
226½	255%	285%	314%	120	510	70½
230	260	289%	320	122	518½	71½
233%	264½	294%	325½	124	527	73
237½	268½	299%	330½	126	535½	74
241½	272%	304%	335%	128	544	75
245	277	308%	341	130	552½	76½
248%	281½	313%	346½	132	561	77½
252½	285½	318%	351½	134	569½	78½
256½	289½	323%	356½	136	578	79½
260	294	327%	362	138	586½	80½
263%	298½	332%	367½	140	595	81½
267½	302½	337%	372½	142	603½	82½
271½	306%	342%	377½	144	612	84
275	311	346%	383	146	620½	85
278%	315½	351%	388½	148	629	86
282½	319½	356%	393½	150	637½	87½

TIEBACKS

Accent your window design with a coordinating custom-made tieback.

PRICE CHART

- G1 - Flat
- G2 - Shirred

REQUIRED ORDER INFORMATION

- ✓ Product name
- ✓ Fabric fabric name and color
- ✓ Quantity
- ✓ Width (2" - 4")
- ✓ Length
- ✓ End Shape (pointed/straight/slanted)

STANDARD FEATURES

- * Priced per pair
- * 4" standard width
- * Crinoline is inserted into tiebacks (it will be visible in sheer fabrics)
- * Small brass tieback ring is inserted at each end of tieback
- * Tiebacks are self-lined

HOW TO CALCULATE TIEBACK LENGTH

- * Drapery Tieback Length = 1/2 of Rod Width (per panel)
- * Hourglass Tieback Length = 2/3 of Rod Width + 2"

OPTIONS

SURCHARGE

- * Cording (top & bottom).....G3
- * Rosette Attached.....A6
- * BandingG3
- * Bows AttachedA6
- * Ruffles.....G3
- * Velcro.....N/C
- * Covered Buttons.....Z1 (per button)

FLAT TIEBACK



SHIRRED TIEBACK





Custom Creations
a division of RM COCO
Style & Function for Living
Right for Life

Quote #: _____

Custom Creations

1389 Southern Expressway
Cape Girardeau, MO 63702-1270
Fax 800-501-6810
800-325-8025
customcreations@rmcoco.com

Bill To	Acct :
Address	
City/State	Zip
Sidemark	PO#

Ship To		
Address		
City/State	Zip	
Phone	Fax	
Order	Quote	Date

ACCORDIA FOLD & RIPPLE FOLD																								
Pattern	Width				Code	Lining							Pricing											
Color	Repeat				Price																			
Source	Description																							
LINE	PAIRS QTY	PANELS QTY	ROD WIDTH	CORD OR BATON DRAW	BUTT MASTER	OVERLAP MASTER	FULLNESS	FINISHED LENGTH	FLAT WIDTH HEM	# OF SPACES	LABOR WIDTHS	Unlined	Weather Guard	RM Designer Royal Satin	RM Designer Thermoform	Everday	RM Designer Super Saten	Other (See Below)	White	Ivory	COM Yardage Required	Wholesale Cost Each	Total Wholesale Cost	
1	QTY	QTY																						
Comments:																								
2	QTY	QTY																						
Comments:																								
3	QTY	QTY																						
Comments:																								
4	QTY	QTY																						
Comments:																								
5	QTY	QTY																						
Comments:																								

Drawings & Sketches/Special Instructions:		TOTAL	
If lining is not listed, please specify on comment line.			
Please fill out form completely to avoid delay in processing.			
Ordered by/ Taken by:			



1

Custom Creations

1389 Southern Expressway
Cape Girardeau, MO 63702-1270
Fax 800-501-6810
800-325-8025
customcreations@rmcoco.com

Bill To	Acct #
Address	
City/State	Zip
Sidemark	
PO#	
Ship To	
Address	
City/State	Zip
Phone	Fax
Order	Quote
Date	

DRAPERY WORKSHEET

DRAPERY WORKSHEET																Lining				Pin Setting				Pricing							
Pattern		Width		Code		Description										Regular Rod		Decorative Rod		Ceiling Rod		Other (see below)		COM Yardage Required		Wholesale Cost Each		Total Wholesale Cost			
Color		Repeat		Price																											
Source																															
LINE	PAIRS QTY	PANELS QTY	ROD WIDTH	LEFT RETURN	RIGHT RETURN	OVERLAP (SEE 1)	FINISH WIDTH INC. OVERLAP & RETURNS	WIDTHS PER PAIR OR PANEL	FULLNESS (SEE 2)	FINISHED LENGTH	SHIRR TOP AND/OR BOTTOM	HEADING SIZE	ROD POCKET SIZE																		
1	QTY	QTY																													
Comments:																															
2	QTY	QTY																													
Comments:																															
3	QTY	QTY																													
Comments:																															
4	QTY	QTY																													
Comments:																															
5	QTY	QTY																													
Comments:																															
*In quantity, please select pair or panel - not both																TOTAL															
Drawings & Sketches/Special Instructions:																If lining or pin setting is not listed, please specify on comment line. *Standard 3.5" overlap, 3.5" returns and 2 1/2 x fullness will be used if not specified. Shirr top only will be used if not specified.															
Ordered by/ Taken by:																Please fill out form completely to avoid delay in processing.															



SHADES & TOPPERS

FABRIC SHADES & TOPPERS

GENERAL INFORMATION

Helpful Construction Info.....	31
Lining Information.....	31
Shade Operating Systems.....	31
Shipping.....	31
How to Price Somfy (Motorized)	32
Helpful Blackout Lining Information	32

FABRIC SHADE STYLES

Flat Roman Shade	33
Casual Roman Shade	34
Dog Ear Flat Roman Shade	35
Soft Fold Roman Shade	36
Stitched Slatted Roman Shade	37
Austrian Shade	38
Pleated Balloon Shade.....	39
Shirred Balloon Shade.....	40
Dog Ear with Inverted Pleats Shade	41
Austrian Topper	42
Pleated Balloon Topper.....	43
Shirred Balloon Topper.....	44
Mock Soft Fold Roman Topper	45
Flat Roman Topper	46

FABRIC SHADE CONSTRUCTION

- All boards are covered with lining.
- All shades are mounted.
- All shades are constructed with an encased lift cord.
- Outside mount shades - no deduction will be made
- Inside mount shades - a deduction will be made by production of 1/4"-1/2"
- All cord shroud tape is hand tacked at appx. 6-8" apart vertically.
- Fabric patterns are matched from the top down.

LINING

- On linings, you may specify RM Designer Weather Guard, RM Designer Everyday Lining, RM Designer Thermafoam, RM Designer Super Sateen or RM Designer Royal Satin at the price stated in your chart at no additional cost.
- Should you need other linings, the cost will be adjusted for the difference in the lining cost.
- Regular blackout may be used, but may have light showing through where sewn. See page 32 or more information.

SHIPPING

- All shades are bagged and carefully boxed. Shipments are FOB workroom Cape Girardeau, Missouri and will be shipped regular ground unless otherwise specified. You will be charged for freight and handling.

SHADE OPERATING SYSTEMS

EASYLIFT

This is the standard shade system. Minimum board width is 18". A white or ivory beaded chain (to match your lining color) is used in a continuous loop. A cord tension device is attached to the bead chain and must be installed for the shade to function. With this added feature this shade will meet child safety standards.

CORDLESS (SPRING ROLLER)

This shade system is fabricated within an aluminum tube. The spring roller is inside the tube. The spring allows for lowering and raising the shade from the pull ring at the center bottom of the shade in the back. It is very easy to use with a smooth lifting and lowering action. Minimum board depth of 2 1/2" and minimum shade width is 30".

MOTORIZED (SOMFY)

Shades are available to have a Somfy motorized lift system. See page 32 for more information on how to price this system. The motor is encased in a tube and controlled with a remote control, smart phone or tablet. Minimum board width is 30". The battery will hold a charge for appx. 1 year.

HOW TO PRICE SOMFY MOTORIZED SHADES

Step 1. Use the labor code for the desired shade style

Step 2. Add F4 surcharge (for cordless)

Step 3. Add Somfy motor charge (charger included)

Step 4. Add remote: Telis 1 Pure (1 channel to control 1 shade or 1 group of shades)
Telis 4 Pure (5 channels to control 5 shades or 5 group of shades)

Step 5. Add myLink™ (optional - myLink™ enables users to control their shades from their smart phone)



Telis 1 Telis 4
Hand-held Remotes



myLink™ RTS Smartphone
and Tablet Interface
(App Control)

BLACKOUT LININGS

Blackout linings are manufactured by coating a base fabric with layers of acrylic foam to increase it's light-blocking properties. A layer of white/ivory, then black, then white/ivory for a total of 3 layers. During the sewing process, as the needle goes through the blackout lining a little bit of the black foam attached to the thread and pulls through to the face of the fabric. This makes the thread appear 'black' in color. This will be very noticeable on light colored face fabrics (Image 1). Also, during sewing, as the needle goes through the fabric and lining it will create pin holes where light will come through (Image 2). These are both inherent properties of blackout linings.

Image 1



Image 2



FLAT ROMAN SHADE

This is a flat contemporary shade with no permanent folds, but is very stable with a hidden weight bar in the hem.

****NOTE:** for permanent folds in the bottom of the shade, please add 6" per fold to the shade finished length with a special instruction specifying number of permanent folds and installed finished length.

PRICE CHART

F1 (lined only)

REQUIRED ORDER INFORMATION

- ✓ Product name
- ✓ Fabric fabric name and color
- ✓ Lining fabric name and color
- ✓ Quantity
- ✓ Board Face Width
- ✓ Board Return Size
- ✓ Finished Length
- ✓ Inside or Outside Mounting
- ✓ Controls (Left/Right/None)
- ✓ Mechanism (Easy Lift, Cordless, Motorized)
- ✓ End Flaps (Yes/No)*

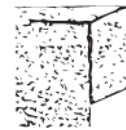

STANDARD FEATURES

- * Mounted Only
- * 1/4" tolerance in both width & length
- * Shade does not cover ends of headrail (must use end flaps or valance to cover)
- * Shade is flat when fully extended
- * Tacks are approx. 6" apart on back to create folds when raised
- * Bottom flap is approx. 3" unless trim on shade hem, then flap size is adjusted to show trim
- * Easy lift mechanism is standard and includes a cord tension device that must be installed for proper functioning of shade
- * Headrail is covered with lining
- * Hidden weight bar in hem

OPTIONS

- * Horizontal Banding (2-4") per band C4
- * Vertical Banding (2-4") per band T13
- * Horizontal Trim per placement C6
- * Cord Top or Bottom T9
- * Cordless mechanism (Spring Roller) F4
- * Motorized mechanism (Somfy) pg. 13 of pricelist
- * Cover board in face fabric **Y1 per ft
- * Special hand sewing Z3
- * Interlined D7
- * Blackout lining D11
- * Shade to mount to back of board T12
- * 6" flat valance on face of board C4
- * 6" flat valance in lining on back of board C4

SURCHARGE



← * End Flap

YARDAGE REQUIREMENTS

BASED ON 54" SOLIDS

Shade Length	Finished Width						
	24"	36"	48"	60"	72"	84"	96"
Up to 36"	1.33	1.33	1.33	2.67	2.67	2.67	2.67
48"	1.67	1.67	1.67	3.33	3.33	3.33	3.33
60"	2	2	2	4	4	4	4
72"	2.33	2.33	2.33	4.67	4.67	4.67	4.67
84"	2.67	2.67	2.67	5.33	5.33	5.33	5.33
96"	3	3	3	6	6	6	6
Horizontal band or cord yardage	0.25	0.25	0.25	0.5	0.5	0.5	0.5
Horizontal premade trim yardage	0.75	1	1.5	1.75	2	2.25	2.75
Shade length to:		36"	48"	60"	72"	84"	96"
Vertical banding yardage		1.33	1.67	2	2.33	2.67	3
**Boards selected as Y1 surcharge are fabric covered at no additional cost							

CASUAL ROMAN SHADE

This is a Relaxed Roman Shade with cords sewn only at the sides. This style of shade has 4 small permanent folds at the bottom to create a "belly" appearance.

PRICE CHART

F2 (lined only)

REQUIRED ORDER INFORMATION

- ✓ Product name
- ✓ Fabric fabric name and color
- ✓ Lining fabric name and color
- ✓ Quantity
- ✓ Board Face Width
- ✓ Board Return Size
- ✓ Finished Length
- ✓ Inside or Outside Mounting
- ✓ Controls (Left/Right/None)
- ✓ Mechanism (Easy Lift, Cordless, Motorized)
- ✓ End Flaps (Yes/No)*

STANDARD FEATURES

- * Mounted Only
- * 1/4" tolerance in both width & length
- * Shade does not cover ends of headrail (must use end flaps or valance to cover)
- * 4 small permanent folds in the bottom
- * Tacks are approx. 6" apart on back at side hems only to create folds with "belly" when raised
- * Easy lift mechanism is standard and includes a cord tension device that must be installed for proper functioning of shade
- * Finished length is measured at center of "belly"
- * Headrail is covered with lining

OPTIONS

- * Horizontal Banding (2-4") per band C4
- * Vertical Banding (2-4") per band T13
- * Horizontal Trim per placement C6
- * Cord Top or Bottom T9
- * Cordless mechanism (Spring Roller) F4
- * Motorized mechanism (Somfy) pg. 13 of pricelist
- * Cover board in face fabric **Y1 per ft
- * Special hand sewing Z3
- * Interlined D7
- * Blackout lining D11
- * Shade to mount to back of board T12
- * 6" flat valance on face of board C4
- * 6" flat valance in lining on back of board C4

SURCHARGE



← * End Flap

YARDAGE REQUIREMENTS

BASED ON 54" SOLIDS

Shade Length	Finished Width		
	24"	36"	50"
Up to 36"	2	2	4
48"	2.5	2.5	4.75
60"	2.75	2.75	5.5
72"	3	3	6
84"	3.5	3.5	6.75
96"	3.75	3.75	7.5
Horizontal band or cord yardage	0.25	0.25	0.5
Horizontal premade trim yardage	0.75	1	2
Shade length to:		36"	48"
Vertical banding yardage		2	2.5
**Boards selected as Y1 surcharge are fabric covered at no additional cost			

DOG EARED FLAT ROMAN SHADE

This Flat Roman Casual Shade has tacks sewn set in from side hems to create "dog ears" that hang down at sides with a slight belly between.

PRICE CHART

F2 (lined only)

REQUIRED ORDER INFORMATION

- ✓ Product name
- ✓ Fabric fabric name and color
- ✓ Lining fabric name and color
- ✓ Quantity
- ✓ Board Face Width
- ✓ Board Return Size
- ✓ Finished Length
- ✓ Inside or Outside Mounting
- ✓ Controls (Left/Right/None)
- ✓ Mechanism (Easy Lift, Cordless, Motorized)
- ✓ End Flaps (Yes/No)*

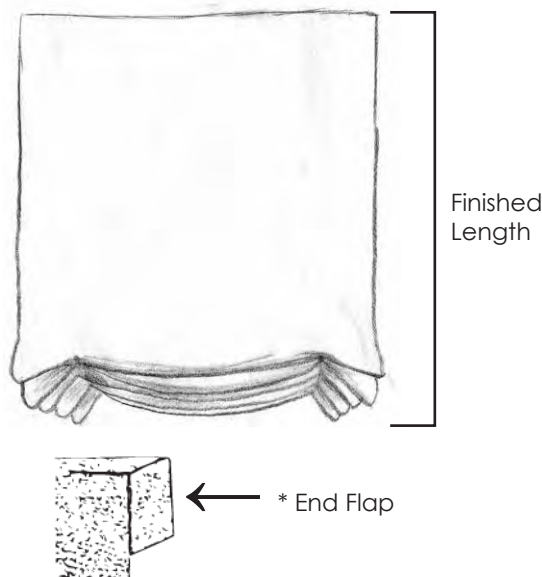
STANDARD FEATURES

- * Mounted Only
- * 1/4" tolerance in both width & length
- * Shade does not cover ends of headrail (must use end flaps or valance to cover)
- * 4 small permanent folds in the bottom
- * Tacks are approx. 6" apart on back at side hems only to create folds with "belly" when raised
- * Easy lift mechanism is standard and includes a cord tension device that must be installed for proper functioning of shade
- * Finished length is measured at center of "belly"
- * Headrail is covered with lining

OPTIONS

SURCHARGE

- * Horizontal Banding (2-4") per band C4
- * Vertical Banding (2-4") per band T13
- * Horizontal Trim per placement C6
- * Cord Top or Bottom T9
- * Cordless mechanism (Spring Roller) F4
- * Motorized mechanism (Somfy) pg. 13 of price list
- * Cover board in face fabric **Y1 per ft
- * Special hand sewing Z3
- * Interlined D7
- * Blackout lining D11
- * Shade to mount to back of board T12
- * 6" flat valance on face of board C4
- * 6" flat valance in lining on back of board C4



YARDAGE REQUIREMENTS

BASED ON 54" SOLIDS

Shade Length	Finished Width						
	24"	36"	48"	60"	72"	84"	96"
Up to 36"	2	2	4	4	4	4	6
48"	2.5	2.5	4.75	4.75	4.75	4.75	7
60"	2.75	2.75	5.5	5.5	5.5	5.5	8
72"	3	3	6	6	6	6	9
84"	3.5	3.5	6.75	6.75	6.75	6.75	10
96"	3.75	3.75	7.5	7.5	7.5	7.5	11
Horizontal band or cord yardage	0.25	0.25	0.5	0.5	0.5	0.5	0.75
Horizontal premade trim yardage	0.75	1	2	2.25	2.75	3.25	3.5
Shade length to:		36"	48"	60"	72"	84"	96"
Vertical banding yardage		2	2.5	2.75	3	3.5	3.75
**Boards selected as Y1 surcharge are fabric covered at no additional cost							

SOFT FOLD ROMAN SHADE

This shade has horizontal folds approx. 6" each that softly overlap slightly when fully extended.

PRICE CHART

F5 (lined only)

REQUIRED ORDER INFORMATION

- ✓ Product name
- ✓ Fabric fabric name and color
- ✓ Lining fabric name and color
- ✓ Quantity
- ✓ Board Face Width
- ✓ Board Return Size
- ✓ Finished Length
- ✓ Inside or Outside Mounting
- ✓ Controls (Left/Right/None)
- ✓ Mechanism (Easy Lift, Cordless, Motorized)
- ✓ End Flaps (Yes/No)*

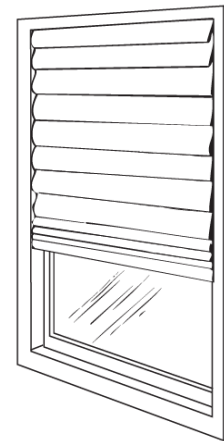
STANDARD FEATURES

- * Mounted Only
- * 1/4" tolerance in both width & length
- * Shade does not cover ends of headrail (must use end flaps or valance to cover)
- * Bottom flap is approx. 3" unless trim is placed on hem, then flap size is adjusted to show trim
- * Easy lift mechanism is standard and includes a cord tension device that must be installed for proper functioning of shade
- * Hidden weight bar in the hem
- * Headrail is covered with lining

OPTIONS

SURCHARGE

- * Horizontal Banding (2-4") per band C4
- * Vertical Banding (2-4") per band T13
- * Horizontal Trim per placement C6
- * Cord Top or Bottom T9
- * Cordless mechanism (Spring Roller) F4
- * Motorized mechanism (Somfy) pg. 13 of price list
- * Cover board in face fabric **Y1 per ft
- * Special hand sewing Z3
- * Interlined D7
- * Blackout lining D11
- * Shade to mount to back of board T12
- * 6" flat valance on face of board C4
- * 6" flat valance in lining on back of board C4



← * End Flap

YARDAGE REQUIREMENTS

BASED ON 54" SOLIDS

Shade Length	Finished Width						
	24"	36"	48"	60"	72"	84"	96"
Up to 36"	2.5	2.5	2.5	5	5	5	5
48"	3.5	3.5	3.5	6.75	6.75	6.75	6.75
60"	4.25	4.25	4.25	8.5	8.5	8.5	8.5
72"	5	5	5	10	10	10	10
84"	6	6	6	12	12	12	12
96"	6.75	6.75	6.75	13.5	13.5	13.5	13.5
Horizontal band or cord yardage	0.25	0.25	0.25	0.5	0.5	0.5	0.5
Horizontal premade trim yardage	1	1.25	1.5	2	2.25	2.5	3
Shade length to:		36"	48"	60"	72"	84"	96"
Vertical banding yardage		2.5	3.5	4.25	5	6	6.75
**Boards selected as Y1 surcharge are fabric covered at no additional cost							

STITCH SLATTED ROMAN SHADE

This shade style has small tucks sewn to the face or lining side (you specify which). Slats are inserted into tucks to keep tucks in place as the shade is functioning.

PRICE CHART

F2 (lined only)

REQUIRED ORDER INFORMATION

- ✓ Product name
- ✓ Fabric fabric name and color
- ✓ Lining fabric name and color
- ✓ Quantity
- ✓ Board Face Width
- ✓ Board Return Size
- ✓ Finished Length
- ✓ Inside or Outside Mounting
- ✓ Controls (Left/Right/None)
- ✓ Mechanism (Easy Lift, Cordless, Motorized)
- ✓ End Flaps (Yes/No)*
- ✓ Slat placement (Front/Back)


STANDARD FEATURES

- * Mounted Only
- * 1/4" tolerance in both width & length
- * Shade does not cover ends of headrail (must use end flaps or valance to cover)
- * Slats/tucks are approx. 8-10" apart
- * Bottom flap is approx. 3" unless trim is placed on hem, then flap size is adjusted to show trim
- * Easy lift mechanism is standard and includes a cord tension device that must be installed for proper functioning of shade
- * Hidden weight bar in hem
- * Headrail is covered with lining

OPTIONS

SURCHARGE

- * Horizontal Banding (2-4") per band C4
- * Vertical Banding (2-4") per band T13
- * Horizontal Trim per placement C6
- * Cord Top or Bottom T9
- * Cordless mechanism (Spring Roller) F4
- * Motorized mechanism (Somfy) pg. 13 of price list
- * Cover board in face fabric **Y1 per ft
- * Special hand sewing Z3
- * Interlined D7
- * Blackout lining D11
- * Shade to mount to back of board T12
- * 6" flat valance on face of board C4
- * 6" flat valance in lining on back of board C4



← * End Flap

YARDAGE REQUIREMENTS

BASED ON 54" SOLIDS

Shade Length	Finished Width						
	24"	36"	48"	60"	72"	84"	96"
Up to 36"	2	2	4	4	4	4	6
48"	2.5	2.5	2.5	4.75	4.75	4.75	4.75
60"	2.75	2.75	2.75	5.5	5.5	5.5	5.5
72"	3	3	3	6	6	6	6
84"	3.5	3.5	3.5	6.75	6.75	6.75	6.75
96"	3.75	3.75	3.75	7.5	7.5	7.5	7.5
Horizontal band or cord yardage	0.25	0.25	0.25	0.5	0.5	0.5	0.5
Horizontal premade trim yardage	0.75	1	1.5	1.75	2	2.25	2.75
Shade length to:		36"	48"	60"	72"	84"	96"
Vertical banding yardage		2	2.5	2.75	3	3.5	3.75
**Boards selected as Y1 surcharge are fabric covered at no additional cost							

AUSTRIAN SHADE

This classic shade has gathered swoops approx. 10" to 15" apart. Back slats and a weighted bottom bar create a very stable shade.

PRICE CHART

F5 (unlined only)

REQUIRED ORDER INFORMATION

- ✓ Product name
- ✓ Fabric fabric name and color
- ✓ Quantity
- ✓ Board Face Width
- ✓ Board Return Size
- ✓ Finished Length
- ✓ Inside or Outside Mounting
- ✓ Controls (Left/Right/None)
- ✓ Mechanism (Easy Lift, Cordless, Motorized)
- ✓ End Flaps (Yes/No)*

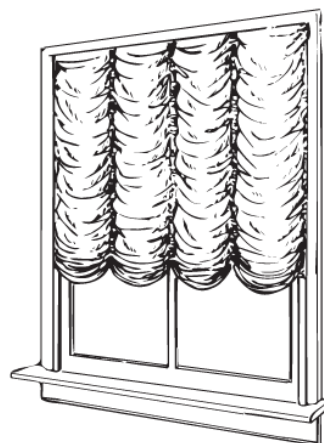
STANDARD FEATURES

- * Mounted Only
- * Unlined Only
- * 1/4" tolerance in both width & length
- * Shade does not cover ends of headrail (must use end flaps or valance to cover)
- * Back rib slats tacked every 6-7" starting from the bottom of the weight bar
- * Easy lift mechanism is standard and includes a cord tension device that must be installed for proper functioning of shade
- * Finished length is measured to bottom weight bar
- * Headrail is covered with lining

OPTIONS

SURCHARGE

- * Horizontal Trim (top or bottom) T10
- * Vertical Trim (per placement) D9
- * Horizontal Cord (top only) T9
- * Cordless mechanism (Spring Roller) F4
- * Motorized mechanism (Somfy) pg. 13 of price list
- * Cover board in face fabric **Y1 per ft
- * Special hand sewing Z3



YARDAGE REQUIREMENTS

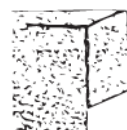
BASED ON 54" SOLIDS

Shade Length	Finished Width						
	24"	36"	48"	60"	72"	84"	96"
Up to 36"	3	3	6	6	6	9	9
48"	4	4	8	8	8	12	12
60"	5	5	10	10	10	15	15
72"	6	6	12	12	12	18	18
84"	7	7	14	14	14	21	21
96"	8	8	16	16	16	24	24

BASED ON 118" FABRIC - NOT RAILROADED

Shade Length	Finished Width					
	24"	36"	48"	60"	72"	
Up to 36"	3	3	3	3	3	
48"	4	4	4	4	4	
60"	5	5	5	5	5	
72"	6	6	6	6	6	
84"	7	7	7	7	7	
96"	8	8	8	8	8	

Horizontal band or cord yardage	0.5	0.5	1	1	1.5	1.5	2
Horizontal premade trim yardage	0.5	0.75	1	1.25	1.5	1.75	2
Shade length to:	24"	36"	48"	60"	72"	84"	96"
Vertical banding yardage	1	1.5	2	2.5	3	3.5	4
**Boards selected as Y1 surcharge are fabric covered at no additional cost							



← * End Flap

PLEATED BALLOON SHADE

This balloon shade has inverted box pleats set approx. 10"-15" apart creating a tailored appearance while still keeping the balloon effect.

PRICE CHART

F5 (lined only) - include returns in size when pricing

REQUIRED ORDER INFORMATION

- ✓ Product name
- ✓ Fabric fabric name and color
- ✓ Lining fabric name and color
- ✓ Quantity
- ✓ Board Face Width
- ✓ Board Return Size
- ✓ Finished Length
- ✓ Inside or Outside Mounting
- ✓ Controls (Left/Right/None)
- ✓ Mechanism (Easy Lift, Cordless, Motorized)
- ✓ End Flaps (Yes/No)*

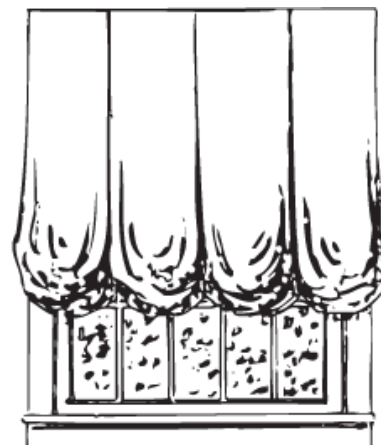
STANDARD FEATURES

- * Mounted Only
- * 1/4" tolerance in both width & length
- * Shade will cover return and ends of headrail (must use end flaps or valance to cover)
- * Balloons will need to be "dressed" at installation
- * Finished length is measured to the bottom weight bar
- * Easy lift mechanism is standard and includes a cord tension device that must be installed for proper functioning of shade

OPTIONS

SURCHARGE

- * Horizontal Cord (top only)T9
- * Horizontal Trim (top only) T10
- * Horizontal Trim (bottom only) T10
- * Cordless mechanism (Spring Roller) F4
- * Motorized mechanism (Somfy)pg. 13 of price list
- * Special hand sewing..... Z3
- * 6" flat valance in lining on back of board C4



YARDAGE REQUIREMENTS

BASED ON 54" SOLIDS

Shade Length	Finished Width (includes returns)						
	24"	36"	48"	60"	72"	84"	96"
Up to 36"	2	4	4	6	6	8	8
48"	2.5	4.75	4.75	7	7	9.5	9.5
60"	2.75	5.5	5.5	8	8	10.75	10.75
72"	3	6	6	9	9	12	12
84"	3.5	6.75	6.75	10	10	13.5	13.5
96"	3.75	7.5	7.5	11	11	14.75	14.75
Horizontal cord yardage (top only)	.5	0.5	1	1	1.5	1.5	2
Horizontal trim yardage (top only)	1.5	2.25	3	3.75	4.5	5.25	6
Horizontal trim yardage (bottom only)	1	1.25	1.5	2	2.25	2.5	3
**Boards selected as Y1 surcharge are fabric covered at no additional cost							

SHIRRED BALLOON SHADE

This balloon shade has a four cord mock shirring tape that gives the gathered relaxed look at the top with the balloon effect at the bottom.

PRICE CHART

F5 (lined only) - include returns in size when pricing

REQUIRED ORDER INFORMATION

- ✓ Product name
- ✓ Fabric fabric name and color
- ✓ Lining fabric name and color
- ✓ Quantity
- ✓ Board Face Width
- ✓ Board Return Size
- ✓ Finished Length
- ✓ Inside or Outside Mounting
- ✓ Controls (Left/Right/None)
- ✓ Mechanism (Easy Lift, Cordless, Motorized)
- ✓ Heading Size


STANDARD FEATURES

- * Mounted Only
- * 1/4" tolerance in both width & length
- * Shade will cover ends of headrail (must use end flaps or valance to cover)
- * Four cord shirring tape is standard but a 3.5" rod pocket look can be requested at no charge
- * Balloons will need to be "dressed" at installation
- * Finished length is measured to the bottom weight bar
- * Easy lift mechanism is standard and includes a cord tension device that must be installed for proper functioning of shade
- * Headrail is covered with lining

OPTIONS

SURCHARGE

- * Horizontal Trim (top or bottom) T10
- * Cordless mechanism (Spring Roller) F4
- * Motorized mechanism (Somfy)pg. 13 of price list
- * Special hand sewing..... Z3
- * 6" flat valance in lining on back of board C4



YARDAGE REQUIREMENTS

BASED ON 54" SOLIDS

Shade Length	Finished Width (includes returns)						
	24"	36"	48"	60"	72"	84"	96"
Up to 36"	2	4	4	6	6	8	8
48"	2.5	4.75	4.75	7	7	9.5	9.5
60"	2.75	5.5	5.5	8	8	10.75	10.75
72"	3	6	6	9	9	12	12
84"	3.5	6.75	6.75	10	10	13.5	13.5
96"	3.75	7.5	7.5	11	11	14.75	14.75
Horizontal trim yardage (top only)	1.5	2.25	3	3.75	4.5	5.25	6
Horizontal trim yardage (bottom only)	1	1.25	1.5	2	2.25	2.5	3
**Boards selected as Y1 surcharge are fabric covered at no additional cost							

DOG EARED SHADE WITH INVERTED PLEATS

This shade has inverted box pleats set in from side hems to create "dog ears" that hang on each side of the balloon "belly" in the center. Shades over 50" wide will have 2 or more "belly" balloons between "dog ears".

PRICE CHART

F5 (lined only)

REQUIRED ORDER INFORMATION

- ✓ Product name
- ✓ Fabric fabric name and color
- ✓ Lining fabric name and color
- ✓ Quantity
- ✓ Board Face Width
- ✓ Board Return Size
- ✓ Finished Length
- ✓ Inside or Outside Mounting
- ✓ Controls (Left/Right/None)
- ✓ Mechanism (Easy Lift, Cordless, Motorized)

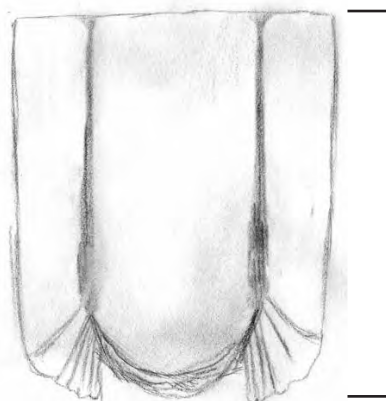
STANDARD FEATURES

- * Mounted Only
- * 1/4" tolerance in both width & length
- * Shade will cover returns and ends of headrail
- * Four permanent folds in bottom
- * Tacks approx. 6" apart set in from side hems to create folds, "dog ears" and "belly" when raised
- * Finished length is measured to the center of the "belly"
- * Easy lift mechanism is standard and includes a cord tension device that must be installed for proper functioning of shade
- * Headrail is covered with lining

OPTIONS

SURCHARGE

- * Horizontal Cord (top only) T9
- * Horizontal Trim (top only) C6
- * Cordless mechanism (Spring Roller) F4
- * Motorized mechanism (Somfy)pg. 13 of price list
- * Special hand sewing Z3
- * Interlined D7
- * Blackout lining D11
- * Shade to mount to back of board T12
- * 6" flat valance on face of board C4
- * 6" flat valance in lining on back of board C4



YARDAGE REQUIREMENTS

BASED ON 54" SOLIDS

Shade Length	Finished Width (includes returns)	
	24"-36"	36"-60"
Up to 36"	1.75	3.5
48"	2	4
60"	2.5	5
72"	2.75	5.5
84"	3	6
96"	3.5	7
Horizontal cord yardage (top only)	0.5	0.5
Horizontal trim yardage (top only)	0.75	1
**Boards selected as Y1 surcharge are fabric covered at no additional cost		

AUSTRIAN TOPPER

This classic topper is a shortened version of our Austrian Shade. With gathered swoops approx. 10"-15" apart it gives a formal look to your window.

PRICE CHART

T8

REQUIRED ORDER INFORMATION

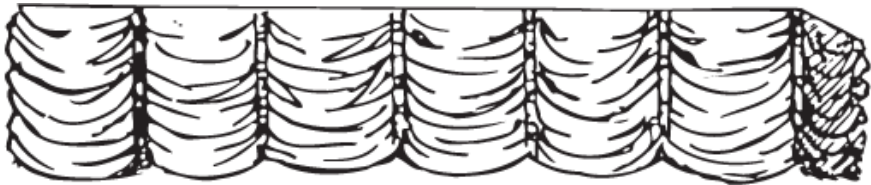
- ✓ Product name
- ✓ Fabric fabric name and color
- ✓ Quantity
- ✓ Board Face Width
- ✓ Board Return Size
- ✓ Finished Length
- ✓ Inside or Outside Mounting

STANDARD FEATURES

- * Mounted Only - side legs included
- * Unlined only
- * Headrail is covered with lining
- * 1/4" tolerance in both width & length
- * Finished length is measured to the bottom weight bar
- * Two cord shirring tape is sewn vertically to gather and create the "swoops"
- * Maximum length is 24"

OPTIONS SURCHARGE

- * Horizontal Trim (top only) T10
- * Horizontal Trim (bottom only) T10
- * Horizontal Cord (top only) T9
- * Cover board in face fabric **Y1 per ft
- * Special hand sewing..... Z3



YARDAGE REQUIREMENTS

BASED ON 54" SOLIDS									
Finished Width (includes returns)	36"	48"	60"	72"	84"	96"	108"	120"	132"
Fabric Yardage	2	4	4	4	6	6	6	8	8
Horizontal cord yardage	0.5	0.5	0.5	0.5	0.5	0.5	1	1	1
Horizontal banding	0.25	0.25	0.5	0.5	0.5	0.5	0.75	0.75	0.75
Horizontal trim yardage (top only)	1.25	1.5	1.75	2.25	2.5	3	3.25	3.5	4
Horizontal trim yardage (bottom only)	1.5	3	3	3	4.5	4.5	4.5	6	6
**Boards selected as Y1 surcharge are fabric covered at no additional cost									

PLEATED BALLOON TOPPER

This topper has inverted pleats spaced approx. 10"-15" apart to created a tailored appearance with a balloon bottom.

PRICE CHART

T8 - include returns in size when pricing

REQUIRED ORDER INFORMATION

- ✓ Product name
- ✓ Fabric fabric name and color
- ✓ Quantity
- ✓ Board Face Width
- ✓ Board Return Size
- ✓ Finished Length
- ✓ Inside or Outside Mounting

STANDARD FEATURES

- * Mounted Only
- * Headrail is covered with lining
- * 1/4" tolerance in both width & length
- * Finished length is measured to the bottom weight bar
- * Topper will cover returns and board ends
- * Maximum length is 24"

OPTIONS SURCHARGE

- * Horizontal Trim (top only) T10
- * Horizontal Trim (bottom only) T10
- * Horizontal Banding (2"-4" - top only) T9
- * Horizontal Cord (top only) T9
- * Cover board in face fabric **Y1 per ft
- * Special hand sewing..... Z3
- * Interlined..... T11



YARDAGE REQUIREMENTS

BASED ON 54" SOLIDS

Finished Width (includes returns)	36"	48"	60"	72"	84"	96"	108"	120"	132"
Fabric Yardage	3	3	4.25	4.25	5.75	5.75	5.75	7	7
Horizontal cord yardage	0.5	0.5	0.5	0.5	1	1	1	1	1
Horizontal banding	0.5	0.5	0.5	0.5	1	1	1	1	1
Horizontal trim yardage (top only)	1.25	1.5	1.75	2.25	2.5	3	3.25	3.5	4
Horizontal trim yardage (bottom only)	3	3	4.5	4.5	6	6	6	7.5	7.5
**Boards selected as Y1 surcharge are fabric covered at no additional cost									

SHIRRED BALLOON TOPPER

This topper has a casual appearance with four cord mock shirring tape at the top gathering the fabric to look like a rod pocket. Each of the balloon bottoms are approx. 10"-15" wide.

PRICE CHART

T8 - include returns in size when pricing

REQUIRED ORDER INFORMATION

- ✓ Product name
- ✓ Fabric fabric name and color
- ✓ Lining name and color
- ✓ Quantity
- ✓ Board Face Width
- ✓ Board Return Size
- ✓ Finished Length
- ✓ Heading Size
- ✓ Inside or Outside Mounting

STANDARD FEATURES

- * Mounted Only
- * Headrail is covered with lining
- * 1/4" tolerance in both width & length
- * Finished length is measured to the bottom weight bar
- * Topper will cover returns and board ends
- * Maximum length is 24"

OPTIONS SURCHARGE

- * Horizontal Trim (top only) T10
- * Horizontal Trim (bottom only) T10
- * Horizontal Cord (top only) T9
- * Horizontal Banding (2"-4" - top only) T9
- * Cover board in face fabric **Y1 per ft
- * Special hand sewing..... Z3
- * Interlined T11



YARDAGE REQUIREMENTS

BASED ON 54" SOLIDS									
Finished Width (includes returns)	36"	48"	60"	72"	84"	96"	108"	120"	132"
Fabric Yardage	2	4	4	4	6	6	6	8	8
Horizontal cord yardage	0.5	0.5	0.5	0.5	0.5	0.5	1	1	1
Horizontal banding	0.25	0.25	0.5	0.5	0.5	0.5	0.75	0.75	0.75
Horizontal trim yardage (top only)	1.25	1.5	1.75	2.25	2.5	3	3.25	3.5	4
Horizontal trim yardage (bottom only)	1.5	3	3	3	4.5	4.5	4.5	6	6
**Boards selected as Y1 surcharge are fabric covered at no additional cost									

MOCK SOFT FOLD ROMAN TOPPER

This topper is the non-functioning version of our Soft Fold Shade. It has side legs to cover the returns (unlike the shade) and can be ordered with or without ties.

PRICE CHART

T8 - include returns in size when pricing

REQUIRED ORDER INFORMATION

- ✓ Product name
- ✓ Fabric fabric name and color
- ✓ Lining name and color
- ✓ Quantity
- ✓ Board Face Width
- ✓ Board Return Size
- ✓ Finished Length
- ✓ Streamer Ties (yes/no)
- ✓ Streamer Length (if applicable)
- ✓ Streamer Fabric name and color (if applicable)
- ✓ Inside or Outside Mounting

STANDARD FEATURES

- * Mounted Only
- * Mounting boards and side legs are covered with lining
- * Headrail is covered with lining
- * ¼" tolerance in both width & length
- * Folds are approx. 4" deep
- * Streamer ties are 2" (if applicable)
- * 4 folds horizontally
- * Topper will cover returns and board ends
- * Maximum length is 24"

OPTIONS SURCHARGE

- * Streamer Ties G1 per pair
- * Horizontal Trim (top only) T10
- * Vertical Trim (per placement) D9
- * Horizontal Cord (top only) T9
- * Cover board in face fabric **Y1 per ft
- * Special hand sewing..... Z3

Style #1 - No Ties



Style #2 - With Streamer Ties
(add option)



YARDAGE REQUIREMENTS

BASED ON 54" SOLIDS

Finished Width (includes returns)	36"	48"	60"	72"	84"	96"	108"	120"	132"
Fabric Yardage	1.75	1.75	3.5	3.5	3.5	3.5	5	5	5
Horizontal cord yardage (top only)	0.5	0.5	0.5	0.5	0.75	0.75	0.75	1	1
Horizontal trim yardage (top only)	1.25	1.5	1.75	2.25	2.5	3	3.25	3.5	4
Vertical Trim (per placement)	(finished length in inches x 2) ÷ 36 = yardage required								
Streamer Ties (per pair)	1.25	1.25	1.25	1.25	1.25	1.25	1.25	1.25	1.25
**Boards selected as Y1 surcharge are fabric covered at no additional cost									

FLAT ROMAN TOPPER

This topper is the non-functioning version of our Flat, Casual and Dog Eared Roman Shades.

PRICE CHART

T8 - include returns in size when pricing

REQUIRED ORDER INFORMATION

- ✓ Product name
- ✓ Fabric fabric name and color
- ✓ Lining name and color
- ✓ Quantity
- ✓ Board Face Width
- ✓ Board Return Size
- ✓ Finished Length
- ✓ Inside or Outside Mounting
- ✓ End Flaps (Yes/No)
- ✓ Style Number


STANDARD FEATURES

- * Mounted Only
- * Headrail is covered with lining
- * Topper does not cover board ends - must use end flaps
- * Topper is flat with permanent folds at the bottom
- * Maximum length is 30"

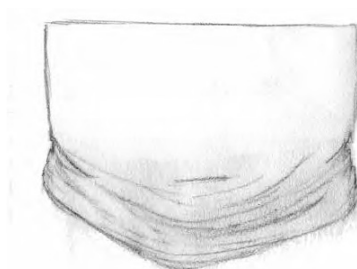
OPTIONS SURCHARGE

- * Horizontal Trim (top or bottom) T10
- * Horizontal Cord (top only) T9
- * Vertical Trim (per placement) D9
- * Vertical Banding (per placement) T13

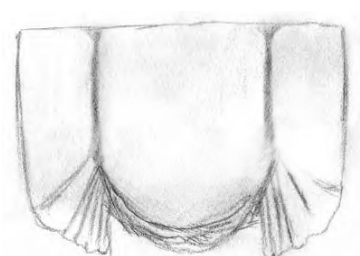
Style #1
Flat Roman Topper



Style #2
Casual Roman Topper



Style #3
Dog Ear Roman Topper



YARDAGE REQUIREMENTS

BASED ON 54" SOLIDS

Finished Width (includes returns)	36"	48"	60"	72"	84"	96"	108"	120"	132"
Fabric Yardage	1.75	1.75	3.5	3.5	3.5	3.5	5	5	5
Horizontal cord yardage (top only)	0.5	0.5	0.5	0.5	0.75	0.75	0.75	1	1
Horizontal trim yardage (top only)	1.25	1.5	1.75	2.25	2.5	3	3.25	3.5	4
Vertical Banding	1.5	2	2.5	3	3.5	4	4.5	5	5.5
Vertical Trim (per placement)	(finished length in inches x 2) ÷ 36 = yardage required								
**Boards selected as Y1 surcharge are fabric covered at no additional cost									



Quote #:

Custom Creations

1389 Southern Expressway
Cape Girardeau, MO 63702-1270
Fax 800-501-6810
800-325-8025
customcreations@rmcoco.com

Bill To	Acct #
Address	
City/State	Zip
Sidemark	PO#

Ship To	
Address	
City/State	Zip
Phone	Fax
Order	Quote
	Date

Top Treatments & Accessories														Options										Pricing											
Pattern	Code	Width	Repeat	Price	Required Information										Lining										COM Yardage Required		Wholesale Cost Each	Total Wholesale Cost							
Color	Source	Face or Rod	Width	Return	Length or Long Point	Short Point	Cascade	Length	# Swags or Swoops	Swoop or Swag Drop	Pole Diameter	Control L/R	Mount IS/OS																						
LINE	Swag & Cascade	Valance	Cornice	Shade	Tieback	Rosette	Tablecloth	Treatment										Lining										Options		Pricing					
	QTY	QTY	QTY	QTY	QTY	QTY	QTY	QTY	QTY	QTY	QTY	QTY	QTY	QTY	Unlined	Weather Guard	RM Designer Royal Satin	RM Designer Thermofoam	Everyday	RM Designer Super Sateen	Other (See Below)	White	Ivory	Banding Fabric	Cording Fabric	Board Mount	Trim (See below)	Tack Strip	Interlined	Velcro	Rollasee - Cordless	Easy Lift - Chain			
1	Style:																																		
2	Style:																																		
3	Style:																																		
4	Style:																																		
5	Style:																																		
														TOTAL																					
Drawings & Sketches/Special Instructions:														If lining is not listed, please specify on comment line. Trim, cording or banding fabric, specify in the comment line.																					
Ordered by/ Taken by:														Please fill out form completely to avoid delay in processing.																					



BEDDING

BEDDING

BEDDING GLOSSARY

General Information	49
Quilted Yardage	50
Quilt Patterns	50
Bedspreads	51
Comforters	52
Duvets.....	53

Dust Ruffles	55
Shams	57
Neckrolls & Bolsters.....	60
Headboards.....	62
Bedscarf	63

BEDDING INFORMATION

Standard Bed Sizes:

Twin	39" x 75"
Daybed	75" x 39"
Full	54" x 75"
Queen	60" x 80"
King	78" x 80"
California King.....	72" x 84"

Please note: Mattress and box spring sizes vary slightly. To get an accurate fit for your product, we recommend you measure your mattress and/or box spring.

Standard Sham Sizes:

Euro	26" x 26"
Standard	26" x 20"
Queen	30" x 20"
King.....	36" x 20"

Lining

A poly/cotton white lining is used for bedding products:

- bedspread backing
- dust ruffle decking
- sham inside lining
- headboard backside cover

CARE

- Dry cleaning only is recommended for all custom products.
- Vacuum your treatments occasionally to keep them free of dust.

SHIPPING

- Shipments are F.O.B. workroom in Cape Girardeau, Missouri and will be shipped complete via regular ground unless otherwise noted.
- You will be charged freight and handling on all shipments.
- All products are bagged and carefully boxed

PRICE CHART

A2 - per yard

REQUIRED ORDER INFORMATION

- ✓ Product name
- ✓ Face fabric name and color
- ✓ Quilt pattern
- ✓ Total yards quilted
- ✓ Number of widths
- ✓ Cut length
- ✓ Fill size (5½ oz. or 10 oz.)


STANDARD FEATURES

- * Minimum length is 36"
- * Maximum length is 144"
- * White seamless poly/cotton lining for backing
- * 5½ oz. or 10 oz. polyester fill available
- 15½ oz. available with surcharge
- * A wide range of quilt patterns available (see below)
- * Other quilt patterns can be done, just send in a picture and we will give you a custom quote

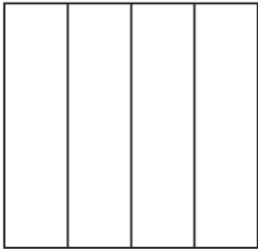
OPTIONS

- * Seaming WidthsZ7
- * Comforter Fill (15½ oz.).....A7
- * Quilt Patterns 11-20.....Z3


SURCHARGE



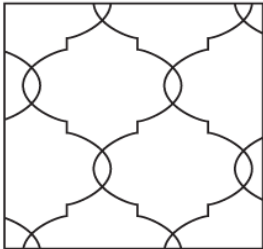
1




2



3




4



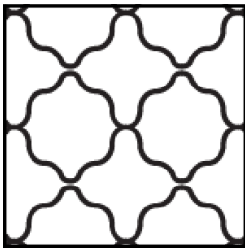
5




6




7



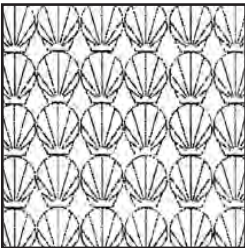
8




9



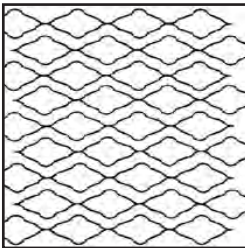
10




*11




*12



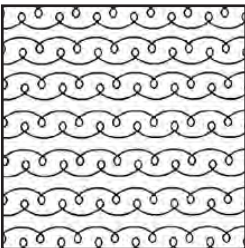
*13




*14




*15



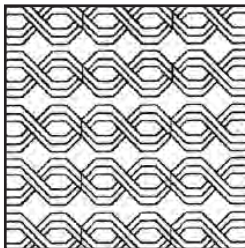
*16




*17



*18



*19



*20

*Quilt patterns 11-20 and hand guided outline quilting require a price surcharge R4

THROW STYLE SPREAD

PRICE CHART

B12

REQUIRED ORDER INFORMATION

- ✓ Product name
- ✓ Fabric name and color
- ✓ Quantity
- ✓ Quilt Pattern
- ✓ Fill (5½ oz. or 10 oz.)
- ✓ Mattress Width
- ✓ Mattress Length
- ✓ Drop
- ✓ Pillow tuck Length

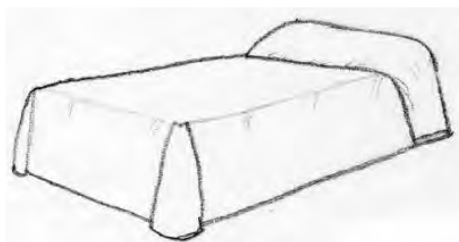
STANDARD FEATURES

- * 5½ oz. or 10 oz. fill available
- * White Poly-Cotton lining backing
- * Color matched thread to face fabric
- * 1½" faced hems, blind-stitched
- * 20" pillow tuck unless otherwise specified
- * See page 2 for quilt patterns
- * Maximum drop on king size is 26"

OPTIONS

SURCHARGE

- * Premade cord at hem.....B6
- * Cord at hem.....B7
- * Cutout corners w/ gussetB6
- * Fitted (includes small cord and gussets).....B7
- * Split corners (in center of bell, no gusset).....R5
- * Reverse sham (up to 36")B7
- * Scalloped hem (with small cord).....B8
- * Shirred Drop.....B8
- * ReversibleB10
- * Drops over 26"B7
- * Boxed corners at foot of bed.....B6
- * WaterfallB6
- * Reverse sham scalloped/cordedB8



YARDAGE REQUIREMENTS

BASED ON 54" SOLIDS

	Twin	Full	Queen	King
Fabric Yardage	7.5	11.25	11.75	11.75
Premade Trim	9.5	10	10.5	11
Cord at Hem	1.5	2	2	2
Cord for Fitted	1	1	1	1
Reverse Sham	2.5	3.75	3.75	3.75
Shirred Drop	7.25	8	9	11
Over 26" drop	Call for quote			
Reversible back	8	11.5	12	12
Scalloped Hem Cord	2	2	2	2

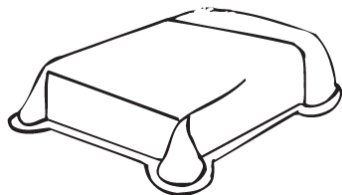
SPREAD OPTIONS

Choose any of these options and add the surcharge listed.

CORD ON HEM

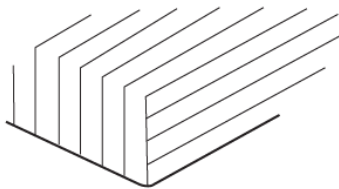
Surcharge B7

- ½" or 1" cord



BOXED CORNERS AT FOOT OF BED

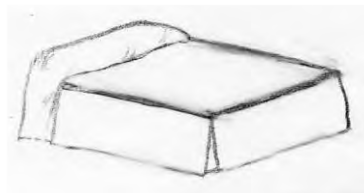
Surcharge B6



FITTED W/ CORDING & GUSSETS

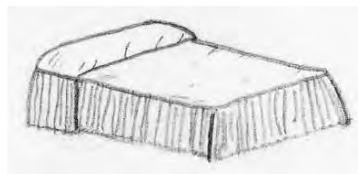
Surcharge B7

- ½" cord at mattress edge
- gussets at corner cutouts



SHIRRED DROP

Surcharge B8



SCALLOPPED HEM

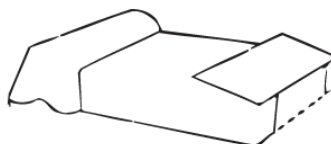
Surcharge B8

- ¼" cord at hem



WATERFALL FOOT

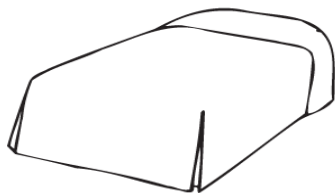
Surcharge B6



THROW W/ CUTOUT CORNERS & GUSSETS

Surcharge B7

- gussets at corners



UNQUILTED THROW SPREAD

PRICE CHART

B1

REQUIRED ORDER INFORMATION

- ✓ Product name
- ✓ Fabric name and color
- ✓ Quantity
- ✓ Mattress Width
- ✓ Mattress Length
- ✓ Drop
- ✓ Pillow tuck Length

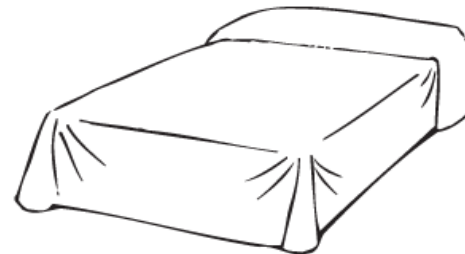
STANDARD FEATURES

- * Unlined
- * No quilting or fiberfill
- * 1½" faced hems, blind-stitched
- * Rounded corners
- * Seams are serged

OPTIONS

SURCHARGE

- * Premade trim at hem.....B6
- * Cord at hem.....B7



YARDAGE REQUIREMENTS

BASED ON 54" SOLIDS

	Twin	Full	Queen	King
Fabric Yardage	7	7	11	11
Premade Trim	9.5	10	10.5	11
Cord at Hem	1	1.5	1.5	1.5

DUVET

PRICE CHART

B13

REQUIRED ORDER INFORMATION

- ✓ Product name
- ✓ Face side fabric name and color
- ✓ Backside fabric name and color
- ✓ Quantity
- ✓ Finished Width
- ✓ Finished Length

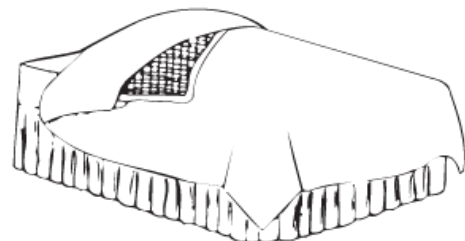
STANDARD FEATURES

- * Self-lined unless otherwise specified
- * No quilting
- * Side hems are pillowcased
- * Hook and loop closure at top

OPTIONS

SURCHARGE

- * Cording at hem (3 sides)B7
- * Flange at hem (3 sides)B7
- * Premade trim at hem (3 sides)B6
- * Hidden/Invisible Zipper ClosureD5
- * ButtonsZ1 (per button)
- * Button holes.....Z1 (per button hole)



YARDAGE REQUIREMENTS

BASED ON 54" SOLIDS

	Twin	Full	Queen	King
Fabric Yardage (self-lined)	10.5	10.5	11	16.5
Premade Trim	7	8	8	8.5
Cording	1	1.5	1.5	1.5
Flange	2.75	2.75	3	3.5

PRICE CHART

B11 + B6 (comforter fill - 15½ oz.)

REQUIRED ORDER INFORMATION

- ✓ Product name
- ✓ Face fabric name and color
- ✓ Back fabric name and color
- ✓ Quantity
- ✓ Quilt Pattern
- ✓ Finished Width
- ✓ Finished Length

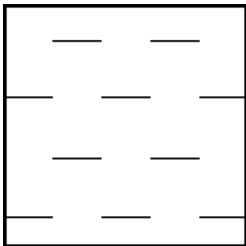
STANDARD FEATURES

- * Self-lined
 - * 15½ oz. fiberfill
 - * Color matched thread to face fabric
 - * Drops up to 16"
- Note: Sheer or upholstery fabric not available for use on comforters with quilting.

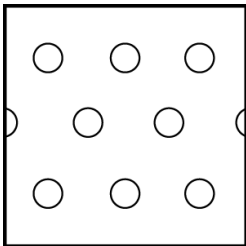
OPTIONS

SURCHARGE

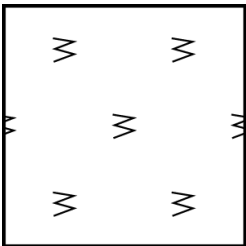
- * Premade trim at hem (3 sides).....B6
- * Fabric cord (3 sides)B7
- * Scalloped hem (with small cord).....B8



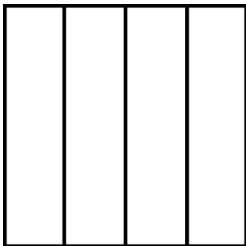
Bartack




Circle Tack



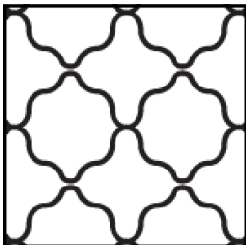
Zig Zag Tack



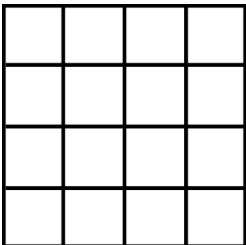
Channel




Clouds



Wavy Diamonds



Squares



Outline

YARDAGE REQUIREMENTS

BASED ON 54" SOLIDS

	Twin	Full	Queen	King
Face Fabric Yardage	6.25	6.25	6.75	9.5
Back Fabric Yardage	6.25	6.25	6.75	9.5
Premade Trim	7.5	8	8.25	9
Fabric Cord	1.5	1.5	2	2
Scalloped Hem	1.5	1.5	2	2

TAILORED DUST RUFFLE & CLUSTER SHIRRED DUST RUFFLE

PRICE CHART

R1 - Tailored Pleat

R2 - Cluster Shirred

*drops over 16" - call for quote

REQUIRED ORDER INFORMATION

- ✓ Product name
- ✓ Fabric name and color
- ✓ Quantity
- ✓ Width
- ✓ Length
- ✓ Drop

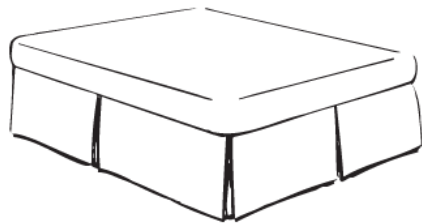
STANDARD FEATURES

- * Drops up to 16" max
- Drops over 16" - call for quote
- * 2" double hems, blind-stitched
- * All dust ruffles have a 3 sided drop
- * White Poly-Cotton lining is used for decking


OPTIONS

SURCHARGE

- * Lined.....R4
- * Band PlatformR6
- * Split Corners.....R5
- * Band HemsR6
- * 3 Pieces (no deck).....R5
- * Velcro.....V1



Tailored



Cluster Shirred

YARDAGE REQUIREMENTS

BASED ON 54" SOLIDS

	Twin	Full	Queen	King
Tailored Fabric Yardage	3.5	4	4.5	5
Cluster Shirred Fabric Yardage	4.25	5	5.75	6.5
Band Platform	2.25	2.25	2.5	2.5
Band Hems	1.5	1.75	1.75	2

BOX PLEATED DUST RUFFLE & SHIRRED DUST RUFFLE

PRICE CHART

R3 - Box Pleated

R2 - Shirred

*drops over 16" - call for quote

REQUIRED ORDER INFORMATION

- ✓ Product name
- ✓ Fabric name and color
- ✓ Quantity
- ✓ Width
- ✓ Length
- ✓ Drop

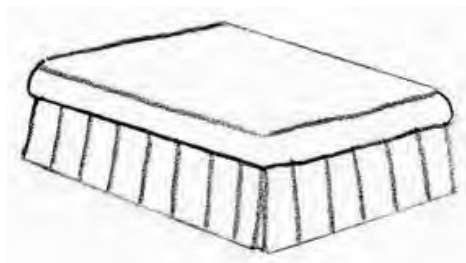
STANDARD FEATURES

- * Drops up to 16" max
- Drops over 16" - call for quote
- * 2" double hems, blind-stitched
- * All dust ruffles have a 3 sided drop
- * White Poly-Cotton lining is used for decking
- * Shirred style - gathered at 2½x fullness
- * Pleated style - pleats approx. 8"-12" apart

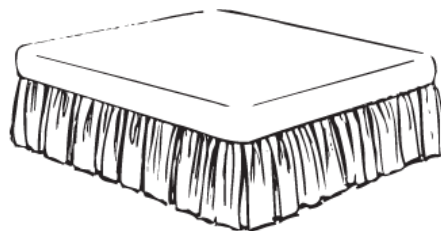
OPTIONS

- * Lined.....R4
- * Band PlatformR6
- * Split Corners.....R5
- * Band HemsR6
- * 3 Pieces (no deck).....R5
- * Velcro.....V1

SURCHARGE



Box Pleated



Shirred

YARDAGE REQUIREMENTS				
BASED ON 54" SOLIDS				
	Twin	Full	Queen	King
Dust Ruffle	6	6.5	7	7.5
Band Platform	1.25	1.5	1.5	1.5
Band Hems	2	2.25	2.25	2.5

TAILORED SHAM

PRICE CHART

P1

REQUIRED ORDER INFORMATION

- ✓ Product name
- ✓ Fabric name and color
- ✓ Quantity
- ✓ Size (Euro, Standard, Queen, King)

STANDARD FEATURES

- * On multiple shams, only the faces will be pattern matched
- * All 4 edges are pillowcased
- * Shams are lined on the inside
- * For sham sizes available - see chart on page ?
- * Backside has a center overlap opening to insert pillow form

OPTIONS

- * Sham insert form P5
- * Invisible zipper A7
- * Premade trim A1

SURCHARGE



YARDAGE REQUIREMENTS

BASED ON 54" SOLIDS

	Euro	Standard	Queen	King
Sham	1.5	1.5	1.5	1.5
Premade trim	3.25	3	3.25	3.5

CORDED SHAM

PRICE CHART

P2

REQUIRED ORDER INFORMATION

- ✓ Product name
- ✓ Body fabric name and color
- ✓ Cord fabric name and color
- ✓ Quantity
- ✓ Size (Euro, Standard, Queen, King)

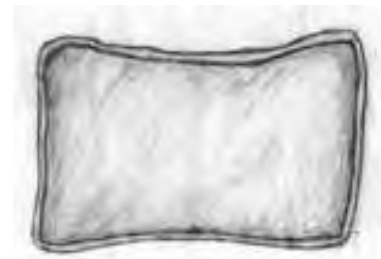
STANDARD FEATURES

- * Shams are lined on the inside
- * On multiple shams, only the faces will be pattern matched
- * For sham sizes available - see chart on page ?
- * Backside has a center overlap opening to insert pillow form

OPTIONS

- * Sham insert form P5
- * Invisible zipper A7
- * Premade trim A1

SURCHARGE



YARDAGE REQUIREMENTS

BASED ON 54" SOLIDS

	Euro	Standard	Queen	King
Sham	1.5	1.5	1.5	1.5
Cord	0.5	0.5	0.5	0.5
Premade cord	3.25	3	3.25	3.5

MOCK FLANGED SHAM

PRICE CHART

P2

REQUIRED ORDER INFORMATION

- ✓ Product name
- ✓ Fabric name and color
- ✓ Quantity
- ✓ Size (Euro, Standard, Queen, King)


STANDARD FEATURES

- * Mock flanged appearance is made by stitching around pillow body size
- * Mock flange is 3" only
- * On multiple shams, only the faces will be pattern matched
- * All 4 edges are pillowcased
- * Shams are lined on the inside
- * Backside has a center overlap opening to insert pillow form

OPTIONS

- * Sham insert formP5
- * Invisible zipper.....A7
- * Premade trim (outside edge only)A1
- * Stuffed Flange.....Z1

SURCHARGE



YARDAGE REQUIREMENTS

BASED ON 54" SOLIDS

	Euro	Standard	Queen	King
Sham	2	2	2	2
Premade trim	3.75	3.5	4	4.25

FLANGE SHAM

PRICE CHART

P4

REQUIRED ORDER INFORMATION

- ✓ Product name
- ✓ Body fabric name and color
- ✓ Flange fabric name and color
- ✓ Quantity
- ✓ Size (Euro, Standard, Queen, King)

STANDARD FEATURES

- * Flange and body are constructed separately to allow for contrast flange if needed
- * Flange size is 3" unless otherwise specified
- * On multiple shams, only the faces will be pattern matched
- * Shams are lined on the inside
- * Backside has a center overlap opening to insert pillow form

OPTIONS

- * Sham insert formP5
- * Invisible zipper.....A7
- * Premade trim (around body).....A1
- * Small cord.....A1
- * Stuffed Flange.....Z1

SURCHARGE



YARDAGE REQUIREMENTS

BASED ON 54" SOLIDS

	Euro	Standard	Queen	King
Sham body	1.75	1.5	1.5	1.5
Sham flange	1	1	1	1
Cord 1/4" or 1/2"	1	1	1	1
Premade trim	3.25	3	3.25	3.5

ENVELOPE SHAM

PRICE CHART

P2

REQUIRED ORDER INFORMATION

- ✓ Product name
- ✓ Body fabric name and color
- ✓ Envelope fabric name and color
- ✓ Quantity
- ✓ Size (Euro, Standard, Queen, King)

STANDARD FEATURES

- * On multiple shams, only the faces will be pattern matched
- * Shams are lined on the inside
- * Backside has a center overlap opening to insert pillow form
- * Envelope flap is decorative, non functional for closing sham
- * Zipper closure option will be hidden under flap

OPTIONS

SURCHARGE

- * Sham insert form P5
- * Invisible zipper A7
- * Premade trim A1
- * Covered button Z1
- * Button Hole Z2
- * Cording (1/4" or 1/2") A2



YARDAGE REQUIREMENTS

BASED ON 54" SOLIDS

	Euro	Standard	Queen	King
Sham body	1.5	1.5	1.5	1.5
Envelope flap	0.5	0.5	0.75	0.75
Cord 1/4" or 1/2"	1	1	1	1
Premade trim (body + flap)	4.25	4	4.25	4.5

RUFFLED SHAM

PRICE CHART

P3

REQUIRED ORDER INFORMATION

- ✓ Product name
- ✓ Body fabric name and color
- ✓ Ruffle fabric name and color
- ✓ Quantity
- ✓ Size (Euro, Standard, Queen, King)

STANDARD FEATURES

- * Shams are lined on the inside
- * On multiple shams, only the faces will be pattern matched
- * Gathered ruffle size is 3"
- * Backside has a center overlap opening to insert pillow form

OPTIONS

SURCHARGE

- * Sham insert form P5
- * Invisible zipper A7
- * Premade trim (around body) A1
- * Cording 1/4" or 1/2" (around body) A2



YARDAGE REQUIREMENTS

BASED ON 54" SOLIDS

	Euro	Standard	Queen	King
Sham body	1.5	1.5	1.5	1.5
Sham ruffle	1.5	1.5	1.5	1.5
Premade trim	3.25	3	3.25	3.5
Cording	1	1	1	1

NECKROLLS

PRICE CHART

A2

REQUIRED ORDER INFORMATION

- ✓ Product name
- ✓ Body fabric name and color
- ✓ Cord fabric name and color
- ✓ Quantity
- ✓ Length

STANDARD FEATURES

- * Zipper closure
- * Inside lined with lining
- * 1/4" cord on each end
- * Lengths up to 40"
- * 6" diameter only

OPTIONS

- * Ruffles on ends A1
- * Premade trim on ends A1

SURCHARGE



YARDAGE REQUIREMENTS

BASED ON 54" SOLIDS

	Yardage
Sham body	1
Sham ruffle	0.5
Premade trim	1
Cording	1

BOLSTERS

PRICE CHART

A3

REQUIRED ORDER INFORMATION

- ✓ Product name
- ✓ Body fabric name and color
- ✓ Cord fabric name and color
- ✓ Quantity
- ✓ Length

STANDARD FEATURES

- * Zipper closure
- * Inside lined with lining
- * 1/4" cord on each end
- * Lengths up to 48" (maximum)
- * 9" diameter only

OPTIONS

- * Ruffles on ends A1
- * Premade trim on ends A1
- * Buttons Z1 (each button)

SURCHARGE



YARDAGE REQUIREMENTS

BASED ON 54" SOLIDS

	Yardage
Body	1.25
Cord	0.5
Ruffles	1
Premade Trim	2
Buttons	0.25

HEADBOARD

PRICE CHART

H1

REQUIRED ORDER INFORMATION

- ✓ Product name
- ✓ Fabric name and color
- ✓ Body Width
- ✓ Body Height
- ✓ Leg Height
- ✓ Shape

STANDARD HEADBOARD SIZES

Twin	41" x 31"
Full	56" x 33"
Queen	62" x 35"
King	80" x 35"
California King	74" x 35"

* The sizes listed are body only. Add leg size for total headboard height.

STANDARD FEATURES

- * Body padded with 10 oz. fiberfill
- * Frame constructed of high quality lumber
- * Backside covered with lining and gimp to cover staples
- * Fabric is pattern matched and the seams are equally balanced on each side
- * Standard leg height is 20" in addition to the body height ordered
- * Legs are not pre-drilled and are not attached for shipping

OPTIONS

SURCHARGE

* Cord on outside	H3
* Premade trim (outside edge)	H4
* Covered buttons	Z1 (per button)
* 3" foam added to body	H5
* Deep tufted buttons	Z6 (per button)
-must add 3" foam option also	
* 4" tucked border	H6
* Cord between body and border	H3
-must add tucked border option also	
* Attach metal nailheads	Z7 (each nailhead)
* Headboard wall cleat	Z3

WALL CLEATS

Headboard wall cleats can be used to install headboards on the wall instead of using standard legs. Ability to move the bed frame without moving the headboard.

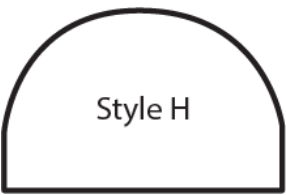
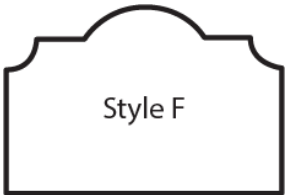
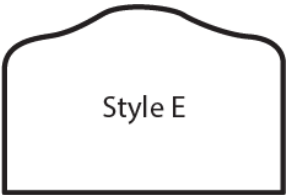
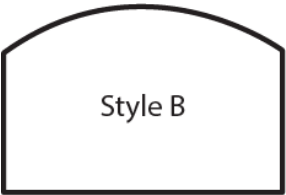
- * Cleat is 18" long
- * Screws are 16" on center
- * Heavy guage steel
- * Projects 1/2" or less
- * 1 cleat for twin, full and queen
- * 2 cleats for king

YARDAGE REQUIREMENTS

BASED ON 54" SOLIDS

	Twin	Full	Queen	King
Headboard Body	2	3.5	3.5	3.5
Cord	1	1	1	1
Premade Cord	4.5	4.5	5.5	5.5
Tucked Border	2	2	3	3
Covered Buttons	1/8 yard per 10 buttons			

HEADBOARD STYLES




HEADBOARD OPTIONS


- * 3" foam
- * Deep tufted buttons
- * 4" tucked border
- * Cording between body and border



3" Foam, Covered Buttons, 4" Tucked Border & Cording



Covered Buttons



Nailheads & Cording (outside edge)



4" Tucked Border

PRICE CHART

P2 - up to 50" wide
P3 - up to 100" wide

REQUIRED ORDER INFORMATION

- ✓ Product name
- ✓ Face fabric name and color
- ✓ Lining fabric name and color
- ✓ Quantity
- ✓ Width
- ✓ Length
- ✓ End Shape (straight/tapered)

OPTIONS

- * Premade trim around edgeE2
- * Cording around edge (1/4")E1
- * InterliningE3
- * Handguided quiltingE3

STANDARD FEATURES

- * All 4 sides are pillowcased
- * Ends can be straight or tapered
 - tapers are approx. 6"
- * Widths up to 100"
- * Length up to 48"
- * Sewn in cuts, seams pattern matched and balanced on each side
- * Self or Contrast lined
- * Size orientation same as bedspreads

SURCHARGE



YARDAGE REQUIREMENTS

BASED ON 54" SOLIDS

Length up to:	50"	100"
30"	1	2
48"	1.5	3
Premade Trim	5.5	8.5
Cording	1	1

Custom Creations

1389 Southern Expressway
Cape Girardeau, MO 63702-1270
Fax 800-501-6810
800-325-8025
customcreations@rmcoco.com

Bill To		Acct #
Address		
City/State		Zip
Sidemark		PO#
Ship To		
Address		
City/State		Zip
Phone		
Order	Quote	Date

[illegible]



TOPS

TOPS

TOPS GLOSSARY

General Information	67
---------------------------	----

Cornices

Straight Cornices.....	68
Shaped Cornices.....	68

Valances

Flat Valance	70
Stage Coach Valance	71
Flat Tacked up Valance	72
Rod Pocket Graduated Valance	73
Inverted Pleated Valance	74
Box Pleat Valance	75
Inverted Pleated Valance w/ Shaped Hem	76
Balloon Valances.....	77
Empire with Loops.....	78
COCO Valance	79
Graduated Cascade Valance.....	80

Swags

Traditional Swags	81
Traditional Cascades	82
Pole Swags	83
Kingston Swag.....	85
Kingston Swag w/ Tapers.....	86
Empire Swag	87
Empire Swag w/ Tapers.....	88
Turban Swag	89
Throw Swag	84

TOP TREATMENT INFORMATION

- Board mounted styles, the boards are covered with lining and "L" brackets are provided (at no charge) for mounting.
- Boards are made to exact ordered width. If deductions are needed for inside mounting, you must specify.
- Treatments on boards will be permanently fixed to the board. If removal will be needed for dry cleaning, add velcro surcharge (V1) to the mounting surcharge (Y1).
- Contrast linings and banding must be compatible with the face fabric.
- All top styles are pattern blocked at no charge. We center the same or similar pattern repeat on all.
- Color matched thread used on all top products at no charge.

CARE

- Dry cleaning only is recommended for all custom products.
- Vacuum your treatments occasionally to keep them free of dust.

SHIPPING

- Shipments are F.O.B. workroom in Cape Girardeau, Missouri and will be shipped complete via regular ground unless otherwise noted.
- You will be charged freight and handling on all shipments.

PRICE CHART

C1

REQUIRED ORDER INFORMATION

- ✓ Product name
- ✓ Face fabric name and color
- ✓ Cord fabric name and color
- ✓ Cord size (1/4" or 1/2")
- ✓ Quantity
- ✓ Face Width
- ✓ Return Size
- ✓ Finished Width
- ✓ Depth
- ✓ Cuts or Railroaded
- ✓ Inside or Outside Mounting

STANDARD FEATURES

- * Maximum finished width is 180"
- * Maximum finished depth is 24"
- * Base constructed of wood products
- * Cornice is padded with fiberfill on face and returns
- * 1/4" cording top and bottom, 1/2" can be specified at no additional cost
- * Backside/underside covered in lining
- * Staples on backside covered with gimp
- * Inside mount will use a 1/2" deduction from face measurement
- * All measurements are taken from face side of cornice.
If mounting over another product, please allow for wood thickness (approx. 2-4")
- * Prints are pattern matched and seams balanced when constructed in cuts

OPTIONS

SURCHARGE

- * Horizontal Cord (extra cord) C3
- * Horizontal Band (up to 4") C4
- * Horizontal Ruffle (up to 3") C4
- * Attach Swags or Cascades C6
- * Hinge Y2
- * Shirred/Pleated Cornice C7
(double yardage requirement)
- * Horizontal Premade Trim C3
(per placement)



YARDAGE REQUIREMENTS

BASED ON 54" SOLIDS									
Finished Width (includes returns)	36"	48"	60"	72"	84"	96"	108"	120"	132"
Fabric Yardage	2	2	2	2	3	3	3	3	4
Cording Fabric	1	1	1	1	1.25	1.25	1.25	1.25	1.5
Premade Trim per Placement	1.25	1.35	1.75	2.25	2.5	3	3.25	3.5	4
Banding	1.25	1.5	1.75	2.25	2.5	3	3.25	3.5	4
Yardage for up to an 8" return									

SHAPED CORNICE

PRICE CHART

C2

REQUIRED ORDER INFORMATION

- ✓ Product name
- ✓ Face fabric name and color
- ✓ Cord fabric name and color
- ✓ Cord size (1/4" or 1/2")
- ✓ Quantity
- ✓ Face Width
- ✓ Return Size
- ✓ Finished Width
- ✓ Depth Long Point
- ✓ Depth Short Point
- ✓ Depth Mid Point
- ✓ Cuts or Railroaded
- ✓ Bottom Shape (A-I)
- ✓ Inside or Outside Mounting

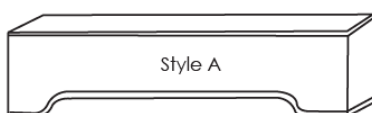
STANDARD FEATURES

- * Maximum finished width is 180"
- * Maximum finished depth is 24"
- * Base constructed of wood products
- * Cornice is padded with fiberfill on face and returns
- * 1/4" cording top and bottom, 1/2" can be specified at no additional cost
- * Backside/underside covered in lining
- * Staples on backside covered with gimp
- * Inside mount will use a 1/2" deduction from face measurement
- * All measurements are taken from face side of cornice. If mounting over another product, please allow for wood thickness (approx. 2-4")
- * Prints are pattern matched and seams balanced when constructed in cuts

OPTIONS

SURCHARGE

- * Horizontal Cord (extra cord) C3
- * Horizontal premade trim top C3
- * Horizontal premade trim bottom - shaped C6
- * Horizontal banding bottom - shaped C7
- * Horizontal banding - straight C4
- * Horizontal ruffle - bottom C4
- * Attach swags or cascades C6
- * Original design shape(template required) C7
- * Hinge Y2



YARDAGE REQUIREMENTS

BASED ON 54" SOLIDS

Finished Width (includes returns)	36"	48"	60"	72"	84"	96"	108"	120"	132"
Fabric Yardage	2	2	2	2	3	3	3	3	4
Cording Fabric	1	1	1	1	1	1.25	1.5	1.5	1.5
Premade Trim Top	2	3	3.5	4	5	5.5	6	7	7.5
Banding Top	1.25	1.5	1.75	2.25	2.5	3	3.25	3.5	4
Banding Bottom - Shaped**	1.5	2	2.5	3	3.5	4	4.5	5	5.5

**Shaped banding is railroaded. This yardage will do up to 2 cornices.

FLAT VALANCE

PRICE CHART

T6

REQUIRED ORDER INFORMATION

- ✓ Product name
- ✓ Face fabric name and color
- ✓ Lining name and color
- ✓ Quantity
- ✓ Face Width
- ✓ Return Size
- ✓ Finished Width
- ✓ Finished Length
- ✓ Pleat Style

STANDARD FEATURES

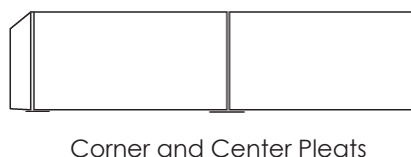
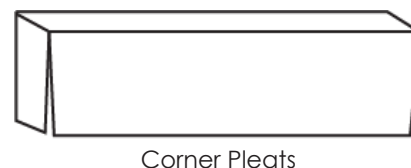

- * Unmounted with tack strip ready for mounting on board
- * 2" double turned bottom hem, blind-stitched
- * 1½" double turned side hems, blind-stitched
- * Lined only
- * Maximum finished length is 24"
- * Color matched thread
- * Valances flat folded for shipping
- * Options are included in finished length (except tabs, tie tops and rings)

OPTIONS

- * Horizontal Premade Trim T10
- * Horizontal Band (up to 4") T9
- * Horizontal Cording T9
- * Mounting on Board (up to 6" return) Y1 (per ft)
- * Interlining, Blackout or Specialty Lining pg. 7 of pricelist
- * Special Hand Sewing Z3
- * Hinge Y2

SURCHARGE

PLEAT STYLES



YARDAGE REQUIREMENTS

BASED ON 54" SOLIDS

Finished Width (includes returns)	36"	48"	60"	72"	84"	96"	108"	120"
Fabric Yardage	2	2	2	2	3	3	3	3
Premade Trim Top and No Pleats	1.25	1.5	2	2.25	2.5	3	3.25	3.5
Premade Trim Bottom - Corner/Corner & Center	2	2.5	2.75	3	3.25	3.5	4	4.25
Banding	0.5	0.5	0.5	0.5	0.75	0.75	0.75	1
Cording Fabric	1	1	1	1	1	1	1	1

PRICE CHART

T6 + G1 (per pair of ties)

REQUIRED ORDER INFORMATION

- ✓ Product name
- ✓ Face fabric name and color
- ✓ Lining name and color
- ✓ Ties fabric name and color
- ✓ Quantity
- ✓ Face Width
- ✓ Return Size
- ✓ Finished Length
- ✓ Inside or Outside Mount
- ✓ Ties Streamer Length
- ✓ Number of ties

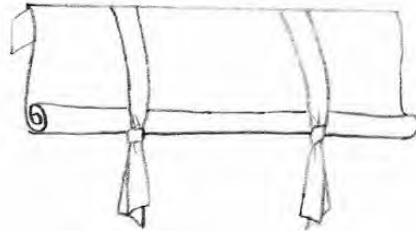
STANDARD FEATURES

- * Mounted only
- * Board covered with lining
- * Outside mount will have face fabric flap covering ends of board
- * Self/contrast lined only
- * Maximum finished length is 24"
- * Maximum width is 96"
- * Inside mount will have a ½" deduction from ordered board width
- * Ties will be placed over seams unless specified differently

OPTIONS

SURCHARGE

- * Horizontal Premade Trim - Top T10
- * Horizontal Cording - Top T9
- * Mounting Board - Fabric Covered Y1 (per ft)



YARDAGE REQUIREMENTS

BASED ON 54" SOLIDS

Finished Width (includes returns)	36"	48"	60"	72"	84"	96"
Fabric Yardage	1	1	2	2	3	3
Ties	1.25	1.25	1.25	1.25	1.25	1.25
Premade Trim - Top	0.5	0.5	0.5	0.5	0.5	0.5
Cording - Top	1.2	51.5	2	2.25	2.5	3

FLAT TACKED UP VALANCE

PRICE CHART

T6 (pricing based on finished width)
+ G1 (per pair of ties)

REQUIRED ORDER INFORMATION

- ✓ Product name
- ✓ Face fabric name and color
- ✓ Lining name and color
- ✓ Ties fabric name and color
- ✓ Quantity
- ✓ Face Width
- ✓ Return Size
- ✓ Finished Width
- ✓ Finished Length
- ✓ Inside or Outside Mount
- ✓ Number of ties


STANDARD FEATURES

- * Mounted only with side legs
- * Lined only
- * Maximum finished length is 24"
- * Maximum width is 96"
- * Short point is 3"-5" shorter than finished length
- * 2 ties per treatment

OPTIONS

- * Horizontal Premade Trim - Top T10
- * Horizontal Cording - Top T9
- * Horizontal Banding T9
- * Mounting Board - Fabric Covered Y1 (per ft)
- * Interlining, Blackout or Specialty Lining.....pg. 7 of pricelist
- * Special Hand Sewing Z3

SURCHARGE



YARDAGE REQUIREMENTS

BASED ON 54" SOLIDS						
Finished Width (includes returns)	36"	48"	60"	72"	84"	96"
Fabric Yardage	1.25	1.25	2.5	2.5	2.5	3.75
Ties	0.75	0.75	0.75	0.75	0.75	0.75
Premade Trim - Top	1.25	1.5	2	2.25	2.5	3
Cording - Top	0.5	0.5	0.5	0.5	0.75	0.75
Horizontal Banding - Bottom	0.5	0.5	1	1	1	1

ROD POCKET GRADUATED VALANCE

PRICE CHART

D10 + D5

REQUIRED ORDER INFORMATION

- ✓ Product name
- ✓ Face fabric name and color
- ✓ Lining name and color
- ✓ Quantity
- ✓ Rod Face Width
- ✓ Return Size
- ✓ Finished Width
- ✓ Finished Length Long-point
- ✓ Finished Length Short-point
- ✓ Heading Size
- ✓ Casing Size
- ✓ Fullness
- ✓ Number of Widths
- ✓ Use Fullness or Number of Widths
- ✓ Shape A or Shape B

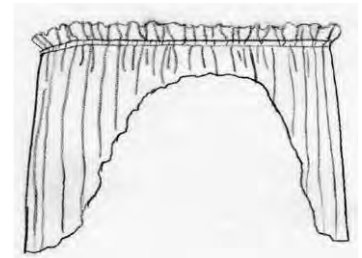
STANDARD FEATURES

- * Bottom Hem pillowcased
- * 1½" double turned side hems, blind-stitched
- * Heading and casing double turned, straight stitched
- * Color matched thread
- * Lined only
- * Maximum finished length is 36" at the long point

OPTIONS

SURCHARGE

- * Horizontal Premade Trim - Bottom Hem..... T9
- * Horizontal Cording - Bottom..... T12
- * Horizontal Cording - Top T12
- * Horizontal Banding T9
- * Smocked Top - 2 Cord Tape D3
- * Mounting Y1 (per ft)
(must use smocked top tape to mount)
- * Interlining, Blackout or Specialty Lining.....pg. 7 of pricelist
- * Special Hand Sewing Z3
- * Hinge Y2



Shape A



Shape B

YARDAGE REQUIREMENTS	
BASED ON 54" SOLIDS	
	Per Width
Base Valance Face (up to 36" Length)	1.5
Banding Horizontal - Top/Casing	0.5
Cording	0.25
Premade Trim (Bottom Hem)	2.25

INVERTED PLEATED VALANCE

PRICE CHART

T7 (pricing based on finished width)

REQUIRED ORDER INFORMATION

- ✓ Product name
- ✓ Face fabric name and color
- ✓ Lining name and color
- ✓ Quantity
- ✓ Face Width
- ✓ Return Size
- ✓ Finished Width
- ✓ Finished Length


STANDARD FEATURES

- * Unmounted with tack strip ready for mounting on board
- * 2" double turned bottom hem, blind-stitched
- * 1½" double turned side hems, blind-stitched
- * Lined only
- * Maximum finished length is 24"
- * Color matched thread
- * Pleats are approx. 12"-15" apart
- * Board mounting option recommended

OPTIONS

- * Horizontal Premade Trim (Top) T10
- * Horizontal Banding (up to 4") T9
- * Horizontal Cording T9
- * Mounting on Board Y1 (per ft)
- * Contrast Pleats T12
- * Tacked Back Pleats T10
- * Interlining, Blackout or Specialty Lining pg. 7 of pricelist
- * Special Hand Sewing Z3
- * Sew on Buttons Z1 (per button)
- * Hinge Y2

SURCHARGE



Inverted Pleated



Shown with Contrast Pleats



Shown with Contrast Pleats,
Buttons and Tacked Back Pleats

YARDAGE REQUIREMENTS

BASED ON 54" SOLIDS

Finished Width (includes returns)	36"	48"	60"	72"	84"	96"	108"	120"	132"
Fabric Yardage	2	3	3	4	4	5	5	6	6
Premade Trim - Horizontal - Top	1.25	1.5	2	2.25	2.5	3	3.25	3.5	4
Premade Trim - Horizontal - Hem	2.5	3.25	4	4.5	5.25	5.75	6.5	7	7.5
Banding/Cording	0.5	0.5	1	1	1	1.5	1.5	2	2

BOX PLEAT VALANCE

PRICE CHART

T7 (pricing based on finished width)

REQUIRED ORDER INFORMATION

- ✓ Product name
- ✓ Face fabric name and color
- ✓ Lining name and color
- ✓ Quantity
- ✓ Face Width
- ✓ Return Size
- ✓ Finished Width
- ✓ Finished Length

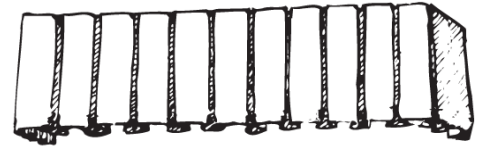
STANDARD FEATURES

- * Unmounted with tack strip ready for mounting on board
- * 2" double turned bottom hem, blind-stitched
- * 1½" double turned side hems, blind-stitched
- * Lined only
- * Maximum finished length is 24"
- * Color matched thread
- * Pleats are approx. 4" wide with a 1" space between pleats
- * Board mounting option recommended

OPTIONS

SURCHARGE

- * Horizontal Premade Trim (Top) T10
- * Horizontal Premade Trim (Hem) T9
- * Horizontal Banding T9
- * Horizontal Cording (Top) T9
- * Mounting on Board Y1 (per ft)
- * Interlining, Blackout or Specialty Lining pg. 7 of pricelist
- * Special Hand Sewing Z3
- * Hinge Y2



YARDAGE REQUIREMENTS

BASED ON 54" SOLIDS

Finished Width (includes returns)	36"	48"	60"	72"	84"	96"	108"	120"	132"
Fabric Yardage	2	3	3	4	4	5	5	6	7
Premade Trim - Horizontal - Top	1.25	1.5	2	2.25	2.5	3	3.25	3.5	4
Premade Trim - Horizontal - Hem	3	4.5	4.5	6	6	7.5	7.5	9	10.5
Banding/Cording	0.5	0.75	0.75	1	1	1.25	1.25	1.5	1.75

INVERTED PLEATED VALANCE WITH SHAPED HEM

PRICE CHART

T7 (pricing based on finished width)
+ T10 (Shaped Hem)

REQUIRED ORDER INFORMATION

- ✓ Product name
- ✓ Face fabric name and color
- ✓ Lining name and color
- ✓ Quantity
- ✓ Face Width
- ✓ Return Size
- ✓ Finished Width
- ✓ Finished Length Long Point
- ✓ Finished Length Short Point
- ✓ Shape A or Shape B

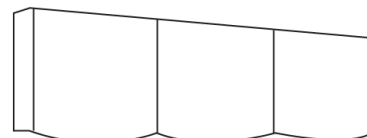
STANDARD FEATURES

- * Unmounted with tack strip ready for mounting on board
- * 1½" double turned side hems, blind-stitched
- * Pillowcased bottom hem
- * Lined only
- * Maximum finished length is 24"
- * Color matched thread
- * Pleats are approx. 15" apart but can be adjusted if requested
- * Board mounting option recommended (see options)

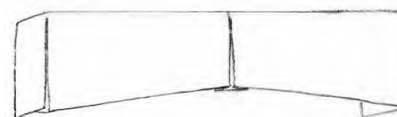
OPTIONS

- * Horizontal Premade Trim (Top) T10
- * Horizontal Premade Trim (Hem) T10
- * Horizontal Banding (2"-4") T9
- * Horizontal Cording (Top)..... T9
- * Mounting on Board Y1 (per ft)
- * Interlining, Blackout or Specialty Lining.....pg. 7 of pricelist
- * Special Hand Sewing Z3
- * Hinge Y2

SURCHARGE



Shape A
(standard pleat spacing)



Shape B
(three pleats only)

YARDAGE REQUIREMENTS

BASED ON 54" SOLIDS

Finished Width (includes returns)	36"	48"	60"	72"	84"	96"	108"	120"	132"
Fabric Yardage	2	2	3	3	4	4	4	5	5
Premade Trim - Horizontal - Top	1.25	1.5	2	2.25	2.5	3	3.25	3.5	4
Premade Trim - Horizontal - Hem	3	4	5	6	7	8	9	10	11
Banding	1.5	1.5	2.25	2.25	3	3	3	3.75	3.75
Cording	0.5	0.5	1	1	1	1	1.5	1.5	1.5

BALLOON VALANCE

PRICE CHART

T8 (pricing based on finished width)

REQUIRED ORDER INFORMATION

- ✓ Product name
- ✓ Face fabric name and color
- ✓ Lining name and color
- ✓ Quantity
- ✓ Face Width
- ✓ Return Size
- ✓ Finished Width
- ✓ Finished Length
- ✓ Inside or Outside Mount
- ✓ Heading Size (Shirred Style Only)
- ✓ Smoking Tape Size - 2" or 4" cord (Shirred Style Only)

STANDARD FEATURES

- * 2" double turned bottom hem, blind-stitched
- * 1½" double turned side hems, blind-stitched
- * Lined only
- * Maximum finished length is 24"
- * Color matched thread
- * Mounted Only
- * Swoops are approx. 15" wide

OPTIONS

SURCHARGE

- * Horizontal Premade Trim (Bottom)..... T10
- * Horizontal Banding (Up to 4") T9
- * Horizontal Cording (Top)..... T9
- * Mounting Fabric Covered Board Y1 (per ft)
- * Interlining, Blackout or Specialty Lining.....pg. 7 of pricelist
- * Special Hand Sewing Z3
- * Hinge..... Y2



Pleated Balloon Valance



Shirred Balloon Valance

YARDAGE REQUIREMENTS

BASED ON 54" SOLIDS

Finished Width (includes returns)	36"	48"	60"	72"	84"	96"	108"	120"	132"
Fabric Yardage	3	3	4.25	4.25	5.75	5.75	5.75	7	7
Cording	0.5	0.5	0.5	0.5	1	1	1	1	1
Ruffles	1	1	1.5	1.5	2	2	2	2.5	2.5

FLAT EMPIRE WITH LOOPS

PRICE CHART

T7 (pricing based on finished width)
+ Z1 (per loop/ring)

REQUIRED ORDER INFORMATION

- ✓ Product name
- ✓ Face fabric name and color
- ✓ Lining name and color
- ✓ Quantity
- ✓ Face Width
- ✓ Return Size
- ✓ Finished Width
- ✓ Finished Length (Valance)
- ✓ Finished Length (Tapers - if applicable)
- ✓ Style A or Style B

STANDARD FEATURES

- * All hems are pillowcased
- * Lined only - self or contrast lined recommended as lining will show at pelmets
- * Maximum length (valance) is 22"
- * Maximum length (tapers) is 36"
- * Top edge cut out with approx. 4" neck
- * Scallop are approx. 15"-20" apart
- * Constructed in cuts

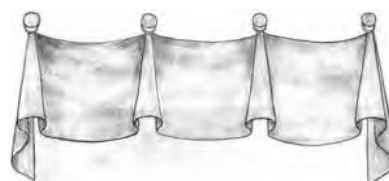
OPTIONS

- * Horizontal Premade Trim (Bottom Hem) T10
- * Horizontal Banding T11
- * Horizontal Cording (Bottom Hem) T11
- * Interliningpg. 7 of pricelist
- * Special Hand Sewing Z3
- * Loops at BellsZ1 (per loop)
- * Sew on RingsZ1 (per ring)

SURCHARGE



Style A
(no tapers)



Style B
(with tapers)

YARDAGE REQUIREMENTS

BASED ON 54" SOLIDS

Finished Width (includes returns)	36"	48"	60"	72"	84"	96"	108"	120"	132"
Fabric Yardage - Style A*	2	3	3	4	4	5	5	6	7
Fabric Yardage - Style B*	3	4	4	5	5	6	6	7	8
Premade Trim	3	3	4.5	4.5	6	6	6	7.5	7.5
Banding	1	1.5	1.5	2	2	2.5	2.5	3	3.5
Cording	0.5	0.75	0.75	1	1	1.25	1.25	1.5	1.5

*Same amount needed for lining side

PRICE CHART

T7

REQUIRED ORDER INFORMATION

- ✓ Product name
- ✓ Face fabric name and color
- ✓ Lining name and color
- ✓ Quantity
- ✓ Face Width
- ✓ Return Size
- ✓ Finished Width
- ✓ Finished Length
- ✓ Inside or Outside Mount
- ✓ Style A or Style B


STANDARD FEATURES

- * All hems are pillowcased
- * Lined only - self or contrast lined recommended as lining will show at bells
- * Maximum length is 24"
- * Scallops are approx. 20"-24" apart
- * Constructed with a tack strip ready for mounting on a board
- * Board mounting option recommended (see options)

OPTIONS

SURCHARGE

- * Horizontal Premade Cord (Hem) T11
- * Horizontal Banding (Hem) T12
- * Horizontal Cording (Hem) T11
- * Mounting on Board Y1 (per ft)
- * Interlining pg. 7 of pricelist
- * Special Hand Sewing Z3
- * Velcro on Tack Strip V1 (per ft)



Style A
(bells set in)



Style B
(bells on end)

YARDAGE REQUIREMENTS

BASED ON 54" SOLIDS

Finished Width (includes returns)	36"	48"	60"	72"	84"	96"	108"	120"	132"
Fabric Yardage*	2	2	3	3	3	4	4	4	5
Cord Fabric Yardage	0.5	0.75	1	1	1	1.25	1.5	1.5	1.75
Premade Cord Yardage	3	3	4.5	4.5	6	6	6	7.75	7.75
Banding	1	1	1.5	1.5	1.5	2	2	2	2.5

*Same amount needed for lining side

GRADUATED CASCADE VALANCE

PRICE CHART

T8 (Styles A & B)

T8 + A6 (Style C)

REQUIRED ORDER INFORMATION

- ✓ Product name
- ✓ Face fabric name and color
- ✓ Lining fabric name and color
- ✓ Quantity
- ✓ Face Width
- ✓ Return Size
- ✓ Finished Width
- ✓ Finished Length Long Point
- ✓ Finished Length Short Point
- ✓ Style A, B or C

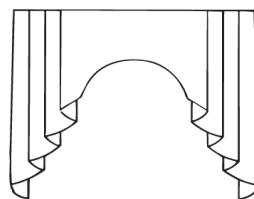
STANDARD FEATURES

- * All hems are pillowcased
- * Lined only - self or contrast lined recommended as lining will show at folds
- * Maximum long point is 36"
- * Minimum face width is 30"
- * Pleated sections on ends are approx. 10"-15" wide (each)
- * Constructed with a tack strip ready for mounting on a board
- * Board mounting option recommended (see options)

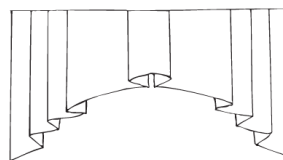
OPTIONS

- * Horizontal Premade Trim (Hem) T12
- * Horizontal Cording (Top) T9
- * Horizontal Cording (Bottom) T12
- * Jabot A6
- * Mounting on Board Y1 (per ft)
- * Special Hand Sewing Z3
- * Sew on Buttons/Tassels Z1 (per button/tassel)
- * Velcro on Tack Strip V1 (per ft)

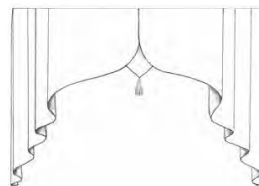
SURCHARGE



Style A
(no center pleat)



Style B
(center pleat)



Style C
(center split with jabot)

YARDAGE REQUIREMENTS

BASED ON 54" SOLIDS

Finished Width (includes returns)	36"	48"	60"	72"	84"	96"	108"	120"	132"
Fabric Yardage*	2.5	3.75	5	5	6.25	6.25	7.5	8.75	8.75
Horizontal Cord (top or bottom)	1	1	1	1.25	1.25	1.25	1.5	1.5	1.75
Horizontal Premade Trim (Hem)	2.5	3.5	4.25	5	6	6.75	7.5	8.5	9.25
Jabot (up to 20" length)	0.75	0.75	0.75	0.75	0.75	0.75	0.75	0.75	0.75

*Same amount needed for lining side

TRADITIONAL SWAGS

PRICE CHART

T6

REQUIRED ORDER INFORMATION

- ✓ Product name
- ✓ Face fabric name and color
- ✓ Lining name and color
- ✓ Quantity (number of treatments)
- ✓ Face Width
- ✓ Return Size (if mounting)
- ✓ Swag Depth
- ✓ Number of Swags (per treatment)
- ✓ Bias/Straight/Railroad cut
- ✓ Pleated or Gathered
- ✓ Swag Placement Style

STANDARD FEATURES

- * Constructed with a tack strip ready for mounting on a board
- * Board mounting option recommended
- * Lined only
- * Maximum swag drop is 22"
- * Minimum swag drop is 14"
- * Swags are cut on a bias unless otherwise specified
- * Multiple swags will be pattern matched from swag to swag
- * End flaps are suggested to cover ends of the board (when mounting) if no cascades are ordered
- * Board mounting over 80" it is recommended to add hinges

OPTIONS

- * Horizontal Premade Trim (Hem) T10
- * Horizontal Cord/Band (Hem) T9
- * Mounting on Board Y1 (per ft)
- * Interlining, Blackout or Specialty Lining.....pg. 7 of pricelist
- * Special Hand Sewing Z3
- * Hinge.....Y2
- * Velcro on Tack Strip..... V1 (per ft)

SURCHARGE

Recommended Number of Swags

20" - 40"	=	1 swag
40" - 60"	=	2 swags
60" - 80"	=	3 swags
70" - 120"	=	4 swags
80" - 140"	=	5 swags



YARDAGE REQUIREMENTS

BASED ON 54" SOLIDS

Number of Swags	1	2	3	4	5
Fabric Yardage	1.5	3	4.5	6	7.5
Banding/Cord Yardage	1.5	1.75	2	2.5	3
Premade Trim Yardage	2	4	6	8	10

TRADITIONAL CASCADES

PRICE CHART

T18 (lengths up to 36")
+ T16 (lengths 37"-96")

REQUIRED ORDER INFORMATION

- ✓ Product name
- ✓ Face fabric name and color
- ✓ Lining name and color
- ✓ Quantity - sold in pairs only
- ✓ Face Width (each side)
- ✓ Return Size
- ✓ Finished Length Long Point
- ✓ Finished Length Short Point
- ✓ Style A, B, C or D

STANDARD FEATURES

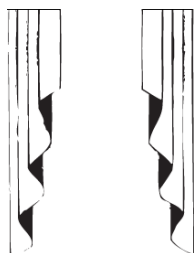
- * Self or contrast lined only
- * Widths:
 - Pleated or gathered is 8"-12" wide
 - Stacked is 6" wide
 - Pinched is 4" wide at the top
- * Pillowcased hems
- * Maximum long point is 96"
- * Pleated sections on ends are approx. 10"-15" wide (each)
- * Constructed with a tack strip ready for mounting on a board
- * Board mounting option recommended (see options)

OPTIONS

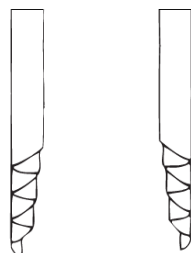
- * Vertical Cord/Band (Hem) T13
- * Vertical Premade Trim (Hem) T14
- * Interlining T15 + interlining cost
- * Mounting on Board Y1 (per ft)
- * Special Hand Sewing Z3
- * Sew on Buttons/Tassels Z1 (per button/tassel)
- * Velcro on Tack Strip V1 (per ft)

SURCHARGE

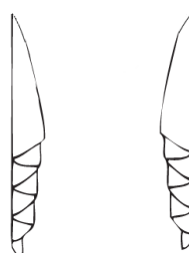
Style A
Pleated



Style B
Stacked



Style C
Pinched



Style D
Gathered



YARDAGE REQUIREMENTS

BASED ON 54" SOLIDS

Cascade Length	36"	48"	60"	72"	84"	96"
Fabric Yardage*	4.75	6	7.5	8.75	10	11.5
Vertical Banding Yardage	2	2.75	3.25	3.75	4.5	5
Cording Yardage (Per Pair)	1	1	1	1.5	1.5	1.5
Vertical Premade Trim (Per Pair)	3.5	4.75	6	7	8.25	9.25

*If contrast lining, send ½ of chart yardage for each fabric

POLE SWAGS

PRICE CHART

T7

REQUIRED ORDER INFORMATION

- ✓ Product name
- ✓ Face fabric name and color
- ✓ Lining name and color
- ✓ Quantity -(number of treatments)
- ✓ Face Width
- ✓ Swag Depth
- ✓ Number of Swags (per treatment)
- ✓ Bias/Straight/Railroad Cut
- ✓ Pleated/Gathered
- ✓ Style A, B, C or D

STANDARD FEATURES

- * Lined only
- * Maximum swag depth is 22"
- * Minimum swag depth is 16"
- * Swags will be cut on the bias unless otherwise noted
- * Multiple swags will be patterned matched from swag to swag
- * Pillowcased hems
- * Cut-out "neck" approx. 4"-6" depth
- * Swags must be "dressed" at installation

OPTIONS

- * Horizontal Cord/Banding (Hem) T9
- * Horizontal Premade Trim (Hem) T10
- * Interlining/Blackout..... T11 + interlining cost
- * Velcro on Tack Strip..... V1 (per ft)

SURCHARGE

Recommended Number of Swags

24" - 40"	=	1 swag
40" - 60"	=	2 swags
60" - 80"	=	3 swags
70" - 120"	=	4 swags
80" - 140"	=	5 swags

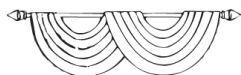
Style A

Both sides over pole



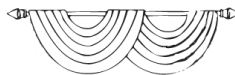
Style B

Right swag over pole



Style C

Left swag over pole



Style D

Center swag over pole



YARDAGE REQUIREMENTS

BASED ON 54" SOLIDS

Number of Swags	1	2	3	4	5
Fabric Yardage	1.75	3.5	5.25	7	8.75
Banding/Cord Yardage	1.5	1.75	2	2.5	3
Premade Trim Yardage	2	4	6	8	10

THROW SWAG

PRICE CHART


- D1 - unlined throw swag (use 1 width unlined)
- D1 - lined throw swag (use 1 width lined)
- D1 - self or contrast lined throw swag (use 2 width lined)

REQUIRED ORDER INFORMATION

- ✓ Product name
- ✓ Face fabric name and color
- ✓ Lining name and color (if applicable)
- ✓ Quantity
- ✓ Finished length flat
- ✓ Ends straight or tapered

STANDARD FEATURES

- * One width of 54" fabric railroaded to finished length
- * End can be straight across or tapered
 - if tapered, it is approx. 15"
- * Lined and self/contrast lined - all hems are pillowcased
- * Unlined has 1½" double turned side hems
- * Fan folded for ready installation
- * Must be dressed at installation



HOW TO MEASURE FINISHED LENGTH:

rod width + longest point of each cascade + 12" per swag + 4" for each warp of the rod

YARDAGE REQUIREMENTS

BASED ON 54" SOLIDS						
Finished Length	72	108	144	180	216	252
Fabric Yardage	2.25	3.25	4.25	5.25	6.25	7.25
Lining Fabric	2.25	3.25	4.25	5.25	6.25	7.25

PRICE CHART

T7 (pricing based on finished width)

REQUIRED ORDER INFORMATION

- ✓ Product name
- ✓ Face fabric name and color
- ✓ Swag lining name and color
- ✓ Pelmet lining name and color
- ✓ Quantity
- ✓ Face width
- ✓ Return size
- ✓ Finished width
- ✓ Swag depth


STANDARD FEATURES

- * Pleats tacked side to side under pelmets
- * Pillowcased hems
- * Maximum swag depth is 22"
- * Lining will show at pelmets and return ends
- * Constructed in straight cuts
- * Multiple swags will be patterned matched from swag to swag
- * Constructed with a tack strip ready for mounting on a board
- * Board mounting option recommended (see options)
- * Must be "dressed" at installation

OPTIONS

SURCHARGE

- * Horizontal Premade Trim (Hem) T10
- * Horizontal Banding (Hem) T9
- * Horizontal Cording (Top)..... T9
- * Horizontal Cording (Hem)..... T12
- * Mounting on Board Y1 (per ft)
- * Interlining T11 + interlining cost
- * Special Hand Sewing Z3
- * Hinge Y2



YARDAGE REQUIREMENTS

BASED ON 54" SOLIDS

Finished Width	36"	48"	60"	72"	84"	96"	108"	120"	132"
Number of Swags	1	2	3	3	4	4	5	5	6
Fabric Yardage (face only)	3.5	5	6.5	6.5	8	8	9.5	9.5	11
Pelmet Lining Yardage	1	1.5	1.5	1.5	2.25	2.25	3	3	3.75
Banding/Cording	1	1.5	2	2.5	3	3.5	4	4.5	5
Premade Trim (hem)	3	4.5	6	6	7.78	9	9	10.5	12

KINGSTON SWAG WITH TAPERS

PRICE CHART

T8 (pricing based on finished width)

REQUIRED ORDER INFORMATION

- ✓ Product name
- ✓ Face fabric name and color
- ✓ Swag lining name and color
- ✓ Pletmet/taper lining name and color
- ✓ Quantity
- ✓ Face width
- ✓ Return size
- ✓ Finished width
- ✓ Swag depth
- ✓ Taper finished length

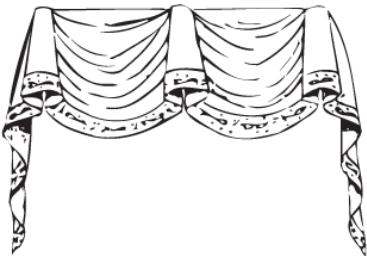
STANDARD FEATURES

- * Pleats tacked side to side under pelmets
- * Pillowcased hems
- * Maximum swag depth is 22"
- * Maximum taper length is 50"
- * Lining will show at pelmets and return ends
- * Constructed in straight cuts
- * Multiple swags will be patterned matched from swag to swag
- * Constructed with a tack strip ready for mounting on a board
- * Board mounting option recommended (see options)

OPTIONS

SURCHARGE

- * Horizontal Premade Trim (Hem) T10
- * Horizontal Banding (Hem) T12
- * Horizontal Cording (Top)..... T10
- * Horizontal Cording (Bottom) T9
- * Mounting on BoardY1 (per ft)
- * Interlining T11 + interlining cost
- * Special Hand Sewing Z3
- * Hinge.....Y2



YARDAGE REQUIREMENTS

BASED ON 54" SOLIDS									
Finished Width	36"	48"	60"	72"	84"	96"	108"	120"	132"
Number of Swags	1	2	3	3	4	4	5	5	6
Fabric Yardage (face only)	5	6.5	8	8	9.5	9.5	11	11	12.5
Taper/Pelmet Lining Yardage	2.5	3	3	3	4	4	4.5	4.5	5.5
Banding/Cording	1.5	2	2.5	3	3.5	4	4.5	5	6
Premade Trim (hem)	4.5	6	7.5	7.5	9	9	10.5	10.5	12

PRICE CHART

T7 (pricing based on finished width)

REQUIRED ORDER INFORMATION

- ✓ Product name
- ✓ Face fabric name and color
- ✓ Swag lining name and color
- ✓ Pelmet lining name and color
- ✓ Quantity
- ✓ Face width
- ✓ Return size
- ✓ Finished width
- ✓ Swag depth

STANDARD FEATURES

- * Pleats tacked at top
- * Pillowcased hems
- * Maximum swag depth is 22"
- * Minimum swag depth is 16"
- * Lining will show at pelmets and return ends
- * Constructed in straight cuts
- * Multiple swags will be patterned matched from swag to swag
- * Constructed with a tack strip ready for mounting on a board
- * Board mounting option recommended (see options)
- * Must be "dressed" at installation

OPTIONS

SURCHARGE

- * Horizontal Premade Trim (Hem) T10
- * Horizontal Banding (Hem) T12
- * Horizontal Cording (Top)..... T10
- * Horizontal Cording (Hem)..... T9
- * Mounting on Board Y1 (per ft)
- * Interlining T11 + interlining cost
- * Special Hand Sewing Z3
- * Hinge..... Y2



YARDAGE REQUIREMENTS

BASED ON 54" SOLIDS

Finished Width	36"	48"	60"	72"	84"	96"	108"	120"	132"
Number of Swags	1	2	3	3	4	4	5	5	6
Fabric Yardage (face only)	3.5	5	6.5	6.5	8	8	9.5	9.5	11
Pelmet Lining Yardage	1	1.5	1.5	1.5	2.25	2.25	3	3	3.75
Banding/Cording	1	1.5	2	2.5	3	3.5	4	4.5	5
Premade Trim (hem)	3	4.5	6	6	7.78	9	9	10.5	12

EMPIRE SWAG WITH TAPERS

PRICE CHART

T8 (pricing based on finished width)

REQUIRED ORDER INFORMATION

- ✓ Product name
- ✓ Face fabric name and color
- ✓ Swag lining name and color
- ✓ Pelmet/taper lining name and color
- ✓ Quantity
- ✓ Face width
- ✓ Return size
- ✓ Finished width
- ✓ Swag depth
- ✓ Taper finished length


STANDARD FEATURES

- * Pleats tacked at the top
- * Pillowcased hems
- * Maximum swag depth is 22"
- * Minimum swag depth is 16"
- * Maximum taper length is 50"
- * Lining will show at pelmets and tapers
- * Constructed in cuts
- * Multiple swags will be patterned matched from swag to swag
- * Constructed with a tack strip ready for mounting on a board
- * Board mounting option recommended (see options)
- * Must be dressed at installation

OPTIONS

- * Horizontal Premade Trim..... T10
- * Horizontal Banding T12
- * Horizontal Cording (Top)..... T10
- * Horizontal Cording (Bottom) T9
- * Mounting on Board Y1 (per ft)
- * Interlining T11 + interlining cost
- * Special Hand Sewing Z3
- * Hinge..... Y2

SURCHARGE



YARDAGE REQUIREMENTS

BASED ON 54" SOLIDS

Finished Width	36"	48"	60"	72"	84"	96"	108"	120"	132"
Number of Swags	1	2	3	3	4	4	5	5	6
Fabric Yardage (face only)	5	6.5	8	8	9.5	9.5	11	11	12.5
Taper/Pelmet Lining Yardage	2.5	3	3	3	4	4	4.5	4.5	5.5
Banding/Cording	1.5	2	2.5	3	3.5	4	4.5	5	6
Premade Trim (hem)	4.5	6	7.5	7.5	9	9	10.5	10.5	12

TURBAN SWAG

PRICE CHART

T2 (pricing based on finished width)

REQUIRED ORDER INFORMATION

- ✓ Product name
- ✓ Face fabric name and color
- ✓ Lining name and color
- ✓ Quantity
- ✓ Face width
- ✓ Return size
- ✓ Finished width
- ✓ Style A or Style B

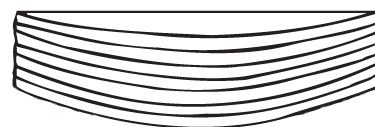
STANDARD FEATURES

- * Available mounted only with side legs (swag is attached to side legs)
- * Lined Only
- * Fabric is railroaded only
- * Pillowcased hems
- * Maximum swag drop is 22"
- * Minimum swag drop is 14"
- * Side legs are approx. 10"-15" in length
- * Face width minimum:
Style A - 36"
Style B - 48"
- * Face width maximum is 96" for both styles
- * Must be "dressed" at installation


OPTIONS

- * Horizontal Premade Trim (Hem) T10
- * Horizontal Banding/Cording (Hem) T9
- * Horizontal Cording (Top) T10
- * Interlining T11 + interlining cost
- * Special Hand Sewing Z3

SURCHARGE



Style A



Style B

YARDAGE REQUIREMENTS

BASED ON 54" SOLIDS

Finished Width	36"	48"	60"	72"	84"	96"
Fabric Yardage - Style A	2	2.35	3	3.25	3.5	4
Fabric Yardage - Style B	-	3	3.5	4	4.5	5.25
Horizontal Premade Trim	1.5	2	2.5	3	3.5	4
Horizontal Banding	2	2.5	3	3.25	3.5	4
Horizontal Cording	1	1	1	1	1	1

HAVE A STYLE YOU DON'T SEE IN OUR GUIDE?
SEND US A PICTURE AND WE WILL DO A CUSTOM QUOTE FOR YOU!

REQUIRED ORDER INFORMATION

- ✓ Custom picture
- ✓ Face fabric name and color
- ✓ Lining name and color (if applicable)
- ✓ Quantity
- ✓ Face width
- ✓ Return size
- ✓ Finished width
- ✓ Finished length

****Other information may be requested after looking at your picture

**ORIGINAL
DESIGN**



ACCESSORIES

ACCESSORIES

ACCESSORIES GLOSSARY

Attached Products	93
Bows.....	95
Rosettes	95
Table Runners	96
Table Cloths	96
Placemats	97

Napkins.....	97
Pillows	98
Window Seat Cushions	101
Grommets	102
Covered Boards	102
Order Forms	103

ATTACHED PRODUCTS

Price Chart:

Rings Sewn On.....	Z3
Attached Tassles	Z1
Hinge on Headrail	Z5
Hand Sewing	Z3
Beaded Weights.....	Z4

CARE

- Dry cleaning only is recommended for all custom products.
- Vacuum your treatments occasionally to keep them free of dust.

SHIPPING

- Shipments are F.O.B. workroom in Cape Girardeau, Missouri and will be shipped complete via regular ground unless otherwise noted.
- You will be charged freight and handling on all shipments.
- All products are bagged and carefully boxed

COVERED BUTTONS

PRICE CHART

V1

REQUIRED ORDER INFORMATION

- ✓ Product name
- ✓ Face fabric name and color
- ✓ Size
- ✓ Placement

STANDARD FEATURES

- * Comes in 3 sizes: ½", 1", 1 ½"
- * Due to fabric thickness, some sizes may not be available

BUTTON HOLES

PRICE CHART

Z1

REQUIRED ORDER INFORMATION

- ✓ Product name
- ✓ Size
- ✓ Placement

STANDARD FEATURES

- * Available sizes 1" to 2 ½"
- * On rod pocket drapes, the button hole will be on the front of the rod pocket only unless specified otherwise.

VELCRO

PRICE CHART

V1

REQUIRED ORDER INFORMATION

- ✓ Product name
- ✓ Size
- ✓ Placement

STANDARD FEATURES

- * Can be sewn on when applicable
- * An adhesive velcro is also available when the treatment does not permit sewing or stapling to a board.

Bows

We offer a double bow or bow with tails which can be used decoratively on many treatments.

PRICE CHART

A6

REQUIRED ORDER INFORMATION

- ✓ Product name
- ✓ Fabric name and color
- ✓ Quantity
- ✓ Width of Bow
- ✓ Length of bow tails (if applicable)

STANDARD FEATURES

- * Bow streamers are 3" wide.
- * Bow width is approximately 8"
- * Bow is self lined
- * Hook and loop fastener.
- * Streamer is approximately 12"



Double Bow



Bow with Tails

ROSETTES

We offer a Full or Button Rosette which can be used decoratively in a wide range of products.

PRICE CHART

A6

REQUIRED ORDER INFORMATION


- ✓ Product name
- ✓ Fabric name and color
- ✓ Quantity
- ✓ Size Diameter

STANDARD FEATURES

- * Diameter available 4"-7"
- * Hook and loop fastener
- * Contrast fabric button available (Add Z1 price to rosette price)



Full Rosette



Button Rosette

COM Yardage: $\frac{3}{4}$ yard per rosette

TABLE RUNNER

These table runners add a decorative touch to any flat surface.

PRICE CHART

E4

REQUIRED ORDER INFORMATION

- ✓ Product name
- ✓ Fabric Name/Color
- ✓ Quantity
- ✓ Width
- ✓ Finished Length
- ✓ Ends Shape (Straight/Pointed)

OPTIONS


Sewn on tassels (each) Z1

Pre-Made trim..... E2


Lining..... E2

STANDARD FEATURES


- * Self lined with pillowcased hems
- * Fabric is railroaded (No seams)
- * End shapes can be straight or pointed.
- * Widths available 12"-26" (based on 54" fabric)



Pointed Ends



(Shown with pointed ends and added tassels)



Straight Ends

COM YARDAGE REQUIRED

Finished length + 4" ÷ 36" = number of yards needed

TABLECLOTHS

PRICE CHART

E1

REQUIRED ORDER INFORMATION

- ✓ Product name
- ✓ Fabric name and color
- ✓ Quantity
- ✓ Diameter (if round)
- ✓ Finished width (if square)

OPTIONS


Ruffles or Cording..... E3

Pre-Made trim..... E2


Lining..... E2

STANDARD FEATURES

- * Unlined with shirt tail hem.
- * Finished size includes all options.



Square Tablecloth



Round Tablecloth

COM Yardage					
Total Diameter/Width	42"	60"	72"	90"	108"
Fabric Yardage	1.5	3.75	4.25	5.25	9.5
Ruffle or Cord 1"	1.25	1.5	1.75	2	2.25
COM Trim	5	7	8.25	10.25	12.25
Cord 1/4" or Banding	1	1.75	2	2.5	3

PLACEMATS

PRICE CHART

Regular - G1
Corded - G2

REQUIRED ORDER INFORMATION

- ✓ Product name
- ✓ Fabric Name/Color
- ✓ Quantity (Sets of 4)
- ✓ Regular or Corded

OPTIONS


Sewn on tassles (each) Z1
Pre-Made trim..... E2
Lined E2

STANDARD FEATURES

- * Sold in sets of 4
- * Size is 18" wide x 14" long
- * Rectangle Shape
- * Self lined

COM YARDAGE REQUIRED

Regular = 2 yards* (per set of 4)
Corded = 3 yards* (per set of 4)
* Based on 54" wide fabric with no repeat.



NAPKINS

PRICE CHART

A3

REQUIRED ORDER INFORMATION

- ✓ Product name
- ✓ Fabric Name/Color
- ✓ Quantity (Sets of 4)

STANDARD FEATURES

- * Sold in sets of 4
- * Size is 18" wide x 18" long
- * Square shape only
- * Shirt tail hem on all 4 sides

COM YARDAGE REQUIRED

*1.25 yards (per set of 4)
* Based on 54" wide fabric with no repeat.



PILLOWS

PRICE CHART

Base pillow-up to 20" ... A2
Base pillow-up to 30" ... A3

*ALL COM yardages are based on 54" wide fabric with no repeat. For fabrics with a repeat, additional yardage may be required. Contact Custom Creations department for yardage quote.

KNIFE EDGE

This is the base pillow. Many options are available to get a very decorative and custom look.

STANDARD FEATURES

- * Pillow sizes available 12"-30" width.
- * Available in square or rectangle shapes.
- * Zipper closure
- * Pricing is per each pillow.

REQUIRED ORDER INFORMATION

- ✓ Product name
- ✓ Fabric Name/Color
- ✓ Quantity
- ✓ Width
- ✓ Length
- ✓ Shape (square/rectangle)

OPTIONS

- * Cording.....A1
- * Premade TrimG1
- * RufflesA6
- * Ultra Soft Forms.....A7
- * Flanges.....A4
- * Flanges StuffedA4
- * Corner Knots.....A5
- * Covered Buttons.....Z1
- * Feather Down Forms (18", 20", 22" size only)A7
- * Envelope Flap(with cord)A2

COM YARDAGE

Base pillow up to 18" ... ¾ yard*
Base pillow 19"-30" 2 yards*



PILLOW OPTIONS

CORDING

STANDARD FEATURES

* Available in 1/4", 1/2", 1" sizes


REQUIRED ORDER INFORMATION

- ✓ Option name
- ✓ Option Fabric Name/Color
- ✓ Cord size (1/4", 1/2", 1")
- ✓ Placement

COM YARDAGE

1/4"-1/2" cord needs 1/2 yard

1" cord needs 1 yard



PREMADE TRIM

STANDARD FEATURES

* can be inserted or applied

REQUIRED ORDER INFORMATION

- ✓ Option name
- ✓ Option Trim Name/Color
- ✓ Placement

COM YARDAGE

*Call for quote. Yardage depends on trim type and placement.



RUFFLES

STANDARD FEATURES

- * Ruffle is NOT included in pillow size.
- * Ruffle sizes 2"-4"
- * Self lined

REQUIRED ORDER INFORMATION

- ✓ Option name
- ✓ Option Fabric Name/Color
- ✓ Ruffle Size
- ✓ Placement

COM YARDAGE

up to 18" pillow - 1 yard

up to 30" pillow - 2 yards



PILLOW OPTIONS

FLANGES

STANDARD FEATURES

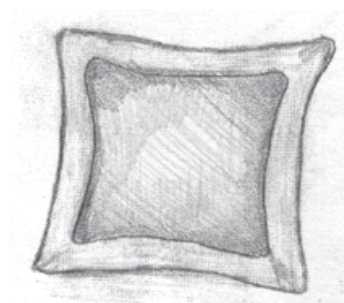
- Flange Sizes 2"-4"
- Regular flange has no insert
- Stuffed flange has fiberfill inserted
- Pillow size does NOT include flanges
- Corners are mitered
- Self lined

REQUIRED ORDER INFORMATION

- ✓ Option name
- ✓ Option Fabric Name/Color
- ✓ Option size

COM YARDAGE

Up to 18" - 3/4 yard
Up to 30" - 1 1/4 yard



ENVELOPE FLAP

STANDARD FEATURES

- 1/4" cording on flap and pillow body
- Flap is approximately 1/2 of pillow height.
- Zipper is hidden under flap.

REQUIRED ORDER INFORMATION

- ✓ Option name
- ✓ Option Flap Fabric Name/Color
- ✓ Option Cord Fabric Name/Color

COM YARDAGE

For envelope flap up to 24"...1 1/2 yard
For envelope flap up to 30"...1 yard
For cording...1 yard



CORNER KNOTS

STANDARD FEATURES


- 1/2" or 1" cording available

REQUIRED ORDER INFORMATION

- ✓ Option name
- ✓ Option Fabric Name/Color
- ✓ Cord size

COM YARDAGE

All size - 1 yard



WINDOW SEAT CUSHIONS

PRICE CHART

E1

REQUIRED ORDER INFORMATION

- ✓ Product name
- ✓ Body Fabric name/color
- ✓ Cord Fabric name/color
- ✓ Quantity
- ✓ Width
- ✓ Length

STANDARD FEATURES

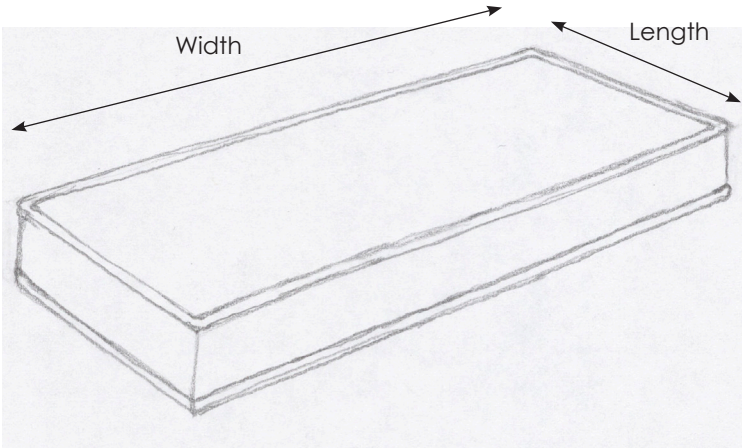
- * 1/4 cord on top and bottom edges
- * Zipper closure on side in back
- * 3" foam covered with 5 oz. fiberfill
- * Rectangle shape only. All other shapes or cutouts template is required and must call for quote
- * Length up to 24"
- * Width up to 84"
- * Outdoor foam available at an upcharge. Call for quote.

OPTIONS

- * Premade TrimA1
- * Tufted buttonsZ4
- * Hand guided quilted.....G3
- * Outdoor threadZ3
- * String tiesZ7

COM YARDAGE

- Up to 36"3 yds (2 yds body, 1 yd cording)
- Up to 84"5 yds (4 yds body, 1 yd cording)



GROMMETS

STANDARD FEATURES

- Available in several sizes
- Available in several finishes (see list)
- Sizes listed are the Inside Diameter

REQUIRED ORDER INFORMATION


- ✓ Product Name
- ✓ Quantity
- ✓ Grommet size
- ✓ Grommet color
- ✓ Placement

GROMMET OPTIONS

PRICE CHART

Priced Per Grommet	
3/8" Inside Diameter	Z7
Colors: matte nickel, brass, nickel, black	
1" Inside Diameter	Z7
Colors: matte nickel, brass, nickel, antique brass, antique copper, satin smoke, matte black	
1 1/8" and 2" Inside Diameter	Z2
Colors: matte nickel, brass, nickel, brushed steel, antique brass, antique copper, oil rubbed bronze, satin smoke, matte black	
* 2 1/2" and 3" Inside Diameter	Z5
Colors: matte nickel, brass, nickel, antique brass, antique copper, matte black	

*Must use 6" crinoline for this size grommet on draperies. (D3 surcharge)



FABRIC COVERED BOARDS

STANDARD FEATURES

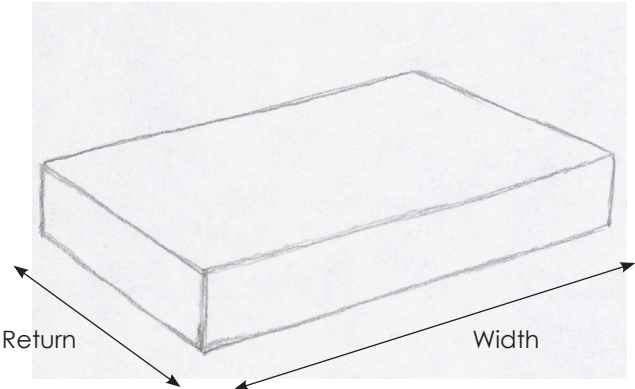
- Face fabric is stapled to board
- Fabric is pattern matched

REQUIRED ORDER INFORMATION

- ✓ Product Name
- ✓ Fabric Name/Color
- ✓ Board width
- ✓ Board return size

PRICE CHART

Y1





Quote #: _____

Custom Creations

1389 Southern Expressway
Cape Girardeau, MO 63702-1270
Fax 800-501-6810
800-325-8025
customcreations@rmcoco.com

Bill To	Acct #
Address	
City/State	Zip
Sidemark	PO#
Ship To	
Address	
City/State	Zip
Phone	Fax
Order	Quote
Date	

Top Treatments & Accessories												Lining										Options										Pricing												
Pattern		Width		Code		Required Information										Lining										Options										Wholesale Cost Each	Total Wholesale Cost							
Color		Repeat		Price		Description										Lining										Options																		
Source																																												
LINE		Sway & Cascade	Valance	Comice	Shade	Tieback	Rosette	Tablecloth	Face or Rod	Width	Return	Length or	Long Point	Short Point	Cascade	Length	# Sways or Swoops	Swoop or Swag Drop	Pole Diameter	Control L/R	Mount IS/OS	Lining										Options										Pricing		
		QTY	QTY	QTY	QTY	QTY	QTY	QTY	QTY	QTY	QTY	QTY	QTY	QTY	QTY	QTY	QTY	QTY	QTY	QTY	QTY	Unlined	Weather Guard	RM Designer Royal Satin	RM Designer Thermafoam	Everyday	RM Designer Super Sateen	Other (See Below)	White	Ivory	Banding Fabric	Cording Fabric	Board Mount	Trim (See below)	Tack Strip	Interlined	Velcro	Rollasee - Cordless	Easy Lift - Chain	COM Yardage Required	Wholesale Cost Each	Total Wholesale Cost		
1		Style:																				Comments:																						
2		Style:																				Comments:																						
3		Style:																				Comments:																						
4		Style:																				Comments:																						
5		Style:																				Comments:																						
TOTAL																																												
Drawings & Sketches/Special Instructions:																																												
If lining is not listed, please specify on comment line. Trim, cording or banding fabric, specify in the comment line.																																												
Please fill out form completely to avoid delay in processing.																																												
Ordered by/ Taken by:																																												