



Custom Creations Style Guide





Custom Creations by RM COCO
1389 Southern Expressway
Cape Girardeau, Missouri 63703
phone: 800.325.8025 - 573.334.0517
fax: 800.501.6810 - 573.334.7483
e-mail: customcreations@rmcoco.com
www.rmcoco.com



Custom Creations
a division of RM COCO
Fabrics & Furnishings for Living
Style for Life

INTRODUCTION

Policies and Procedures.....5

Step-by-Step Guide to designing with this book.....5

Full Index of Designs.....6-7
Reference of page numbers for specific products
and information

Fabric Characteristics & Care.....8

Terms & Conditions.....9

Product Code Listing.....10-11
Listing of all the codes for each design offered


Workorder Forms
• Drapery.....17
• Accordion Fold/Ripplefold.....27
• Top Treatments.....32
• Bedspreads.....83

Price Charts and Panel Program
Price Charts and Panel Program available in a separate
Price Guide available at rmcoco.com or by contacting
Customer Service

Quick Index
Draperies – the basics & more.....13-16
Shower Curtains.....24
Square Grommets.....25
Accordion Fold Draperies.....26
Ripplefold Draperies.....26
Top Treatments.....31
Swags and Cascades.....34-39
Valances and Throw Swags.....39-60
Cornices.....60-61
Fabric Shades.....62-73
Accessories.....74-77
Tiebacks.....75-76
Rosettes.....76
Covered Buttons.....77
Placemats.....77
Tablecloths and Table Runners.....77
Basic Throw Pillows.....78-79
Enhance Throw Pillows.....80-81
Bed Ensembles.....82
Spreads and Coverlets.....88-89
Throw Bedspreads.....90
Comforters.....90
Duvet Covers.....90
Dust Ruffles.....92
Pillow Shams.....93
Headboards.....94-95

ADVANTAGES OF DESIGNING WITH CUSTOM CREATIONS

By choosing Custom Creations for all your workroom needs, you also become a trade partner with RM COCO. As a Custom Creations by RM COCO customer, you'll have full access to everything you need to make your custom design a true sensation. RM COCO offers collections of exquisite fabrics, exclusive trim and beautiful finials, rods and accessories to make your vision a reality. We know that as a Custom Creations customer, you'll find our commitment to convenience, along with our friendly and knowledgeable customer service, a rewarding experience.



FABRICS BY RM COCO

The owners of RM COCO travel the world to select a broad, unique product line. This process involves countless hours of trend analyzing, market research and negotiation. Each new collection that is released is comprised of the best fabrics based on an overall artistic, design appeal.

CHOOSE FROM THE FOLLOWING RM COCO BRANDS



TRIMMING BY RM COCO

Our all-exclusive trim collections are unique to RM COCO. With tassels, tie backs, cording and other styles available, the right trim can make a good design, a great design. **Browse our collections online at www.rmccoco.com.**

CHOOSE FROM THESE COLLECTIONS

- | | |
|----------------------|---------------------|
| Artisano | Decorative Elements |
| Bahama Breeze | Life Styles |
| Cosmopolitan | Metropolitan |
| Creative Threads | Nice and Natural |
| Creative Threads II | Serendipity |
| Creative Threads III | Silk Reflections |
| Creative Threads IV | Surfside |
| Crescendo | Tivoli |
| Crystallized | |



DECORATIVE HARDWARE

RM COCO is the source for all your decorative window hardware needs. We proudly distribute Paris Texas Hardware, The Finial Company, AriA, Finestra, COCO Deco and Forest Drapery Hardware. Call us at 800.325.8025 for more details.



We are pleased to present our Custom Creations workroom design book.

As one of the nation's leading fabricators of custom draperies, top treatments, bedspreads, accessories and more, our workroom is quipped to fabricate any style treatment, both residential and commercial.

We ask that you examine the price list carefully as we have combined all customer products into a simplified easy to use price guide.

Simply follow the step-by-step instructions below.

STAGE ONE: HOW TO USE THE C.C. STYLE GUIDE

Step 1) Determine the corresponding numeric fabric price code from the RM COCO fabric retail price list.

If you are using your own material, refer to the C.O.M. charts in this book for your fabric price code.

Step 2) Select your product code from this workroom book. Pages 10 and 11 contain a listing of product codes.

Step 3) Open your Custom Creations Retail Price List and turn to the corresponding price code.

Step 4) Simply locate the desired size of your treatment under the appropriate product codes and you'll find the retail price of your design.

STAGE TWO: PLACE A QUOTE OR ORDER

Custom Creations offers online quoting and ordering of Panel Program Draperies and Custom Pleated Draperies. Select from the vast RM COCO fabric inventory or use your own material by selecting C.O.M. Quoting on all products is available through our Custom Creations Customer Service Department. Please reply to the quote that is email to you to confirm and order or to make changes to the quote.

Step 1) Fill out the appropriate workroom order form for the treatment you have chosen in Stage One.

Workroom order forms for each type of treatment can be found online under the Workroom section of the Resources page or throughout the book at the beginning of each of the treatment sections. Choose from:

- Top Treatments & Accessories
- Draperies
- Bedspreads
- Ripplefold/Accordian Fold

Using Custom Creations forms will aid in expediting your order.

You may also download the forms from rmccoco.com. Just login as a trade partner to access forms and other benefits exclusively for RM COCO customers. Would you like us to email or fax you a form? Just ask one of our friendly Custom Creations customer service representatives.

Step 2) Place your order. You may call, email or fax your order to our workroom customer service.

Phone: 800-325-8025 ext. 1

Fax: 800-501-6810

Email: customcreations@rmccoco.com

Step 3) When your order is received, it will be reviewed, processed and added to our production schedule. It at this time, Custom Creations has any questions or problems with your order, you will be contacted to clarify and finalize your order.

Ship dates will be assigned when all questions have been answered and the fabric is at Custom Creations. You will be emailed an order acknowledgement with and **ESTIMATED** ship date. **Please take the time to review and verify that all information is correct on the acknowledgement as this will stand as the final workorder.** **Note: Multiple item orders can be shipped complete upon request.

Step 4) Your order is in production and will ship when completed.

STAGE THREE: RECEIVING YOUR ORDER

Step 1) Remove your custom made treatments from their shipping boxes as soon as they are received. Items left in boxes will wrinkle.

Step 2) Check the order to make sure that you have received all items ordered and thtat there has been no damage during shipping. If damages have occurred, please let a representative know as soon as possible.

Step 3) Enjoy your new custom made designs by Custom Creations.

POLICES & PROCEDURES

Cancellations

Cancellations after labor has begun will result in a partial labor charge, and if necessary, a restocking fee and/or fabric cost if cut.

Rework/Return Policy

Custom ordered products may not be returned except for defective workmanship and the return request must be made within 30 days from the date of invoice.

We reserve the right to rework any custom products.

We will not reimburse for labor not performed by our company and we will not rework after our product has been altered by another workroom. Under no circumstances shall our liability extend to interest, shipping, insurance, re-installation, trip charges or to any consequential damages of any nature.

For purposes of Custom Creation's guarantees, the following conditions **will not** be considered defective:

1. Flaws visible only when fabric is held against light.
2. Fading due to atmospheric conditions or undue exposure to the sun.
3. Ordered filled with more than one piece, unless special instructions have been received in writing at the time of order placement.
4. Variation in dye lot, unless a cutting was requested and approved by the buyer prior to placement of the order.
5. Patterns or repeats that do not match.
6. Natural characteristics as described in the **Fabric Characteristics & Care Guide**.
7. Wear.
8. Handwoven/Silk fabrics.
9. Wrinkles during shipping.

Custom Cost

Your cost is 50% off the published retail price.

The prices in this book include fabric and labor costs as well as lining when required.

If you have any questions regarding our products or need a design you don't see here. Please call our experienced customer service staff toll-free at 800-325-8025 ext. 1

SHIPPING C.O.M. TO CUSTOM CREATIONS

Step 1) Please label your "customer's own material" fabrics with your **business name, account number, quote number and sidemark(s).**

Step 2) Ship your C.O.M. fabric to:

**Custom Creations by RM COCO
1389 Southern Expressway
Cape Girardeau, MO 63703**

RM COCO's responsibility for errors in production to customer owned fabric will not exceed \$20.00 per yard. Customer is responsible to carry adequate insurance for all causes of loos, covering any customer owned property while at RM COCO facility, or any facility contracted by RM COCO, including shipment to and from.

INDEX OF PRODUCTS

DRAPERIES INDEX

Construction.....13

Pin Setting.....13

Lining.....13

Seamless Fabrics.....13

Fullness.....14

Banding, Ruffling, Trim.....14

Calculating Widths.....14

Delivery.....14

Shipping.....14

Stackback Chart.....14

Drapery Fullness Charts.....15

C.O.M. Yardage Requirements for

Draperies using 48", 54" and 60" fabric.....15

Draperies using 118" or wide width fabric.....15

Banding, Ruffling, Trim and Cording on Vertical.....16

Banding, Ruffling, Trim, Cording Tie and Tab Top on

Horizontal.....16

Rod Pocket Take Up Allowance Chart.....16

Drapery Order Form.....17

DRAPERY PRICING

Pinch Pleat Draperies and Valances.....19

Tacked at Top, Reverse Pleat and Goblet Surcharge.....19

Surcharge Cartridge Pleat.....20

Surcharge Cluster Skip Pleat, Single Skip Pleat.....20

Surcharge Pinch Pleat Graduated, Multiple Graduated,

Box Pleat and Inverted Pleated.....20

Rod Pocket Draperies and Valances.....21

Surcharge Extra Pocket Top, Smocked, Hourglass.....21

Multiple Graduated.....22

Rod Pocket Sleeves.....22

Horizontal Band Surcharge.....22

Vertical Band Surcharge.....22

Surcharge Sew on Rings, Tie Top, Tab Top and Hidden

Tab Top.....23

Surcharge Rod Pocket Graduated & Shower Curtain and

Grommeted Draperies.....24

Square Grommets.....25

Accordion Fold Draperies.....26

Ripplefold Draperies.....26

Accordion/Ripplefold Order Form.....27

Drapery Style Options with Banding Surcharge.....29

TOP TREATMENTS INDEX

Construction.....31

Lining.....31

Care.....31

Shipping.....31

Top Treatment Order Form.....32

TOP TREATMENT PRICING

Traditional Swags and Cascades.....34

Shirred Swags and Cascades.....35

Cutout Swag with Angled Bells.....35

Rod Pocket Swags and Cascades.....36

Cutout Swags with Cascades.....37

Side Shirred Cutout Swag.....38

Empire with Tails Shirred.....39

LaSalle Valance.....39

Kingston Valance.....40

Kingston Valance with Tails.....40

Empire Valance.....41

Empire Valance with Tails.....41

Murphy Valance.....42

FlatEmpires.....43

Throw Swag.....43

Handkerchief.....44

Flat Tack Up Valance.....44

Kathy Valance.....45

JoAnneValance.....45

Double Layer Scallop Valance.....46

Maggie Valance.....47

Shaped Inverted Offset Pleated Valance.....47

Shaped Layered Valance with Jabots.....48

Lorimer Valance.....49

Coco Valance.....49

Cluster Shirred Graduated Valance.....50

Cluster Pleated Graduated Valance.....50

Flat Empire with Cascades.....51

Girardeau Valance.....51

Cluster Side Shirred Graduated Valance.....52

Stagecoach Valance.....52

Graduated Cascade Valance.....53

Graduated Cascade Valance with Center Pleat.....53

Shirred Balloon Valance.....54

Pleated Balloon Valance.....54

Flat Valance with Corner Pleats.....55

Flat Valance with Center and Corner Pleats.....55

Inverted Pleated Valance.....56

Box Pleated Valance.....56

Inverted Pleated Valance with Scalloped Bottom.....57

Shaped Inverted Pleated Valance.....57

Cutout Scallop Valance.....58

Tie Top Cuff Valance.....58

Mock Roman Valance.....59

Skip Pleated Valance with Scalloped Bottom.....59

Tabbed Teardrop Valance.....60

Straight Cornice.....60

Shaped Cornice – Style A-K.....61

FABRIC SHADES INDEX

Construction.....62

Lining.....62

Care.....62

Shipping.....62

Somfy Motorized Shade.....62-63

FABRIC SHADES PRICING & YARDAGE REQ.

Stitched Slatted Shade.....64

Pleated Balloon Shade.....65

Shirred Balloon Shade.....65

Dog Eared Flat Roman.....66

Dog Eared Shade with Inverted Pleats.....67

Soft Fold Roman.....68

Flat Roman Shade with Permanent Folds.....69

Flat Roman Shade with no Folds.....70

Casual Roman Shade.....71

Slouched Roman Shade.....72

Casual Roman Shade with Center Pleat.....73

ACCESSORIES INDEX

General Information.....74

Tiebacks.....74

Bows.....74

Rosettes.....74

Jabots.....74

Velcro.....74

Covered Buttons.....74

Button Holes.....74

Throw Pillows.....74

Tablecloths.....74

Shipping.....74

ACCESSORIES PRICING & YARDAGE REQ.

Straight Tieback.....75

Contour Tieback.....75

Straight Tieback with Banding.....75

Straight Tieback with Rosette.....75

Shirred Tieback.....76

Jumbo Cored Shirred Tieback.....76

Ruffled Tieback.....76

Double Bow.....76

Bow with Tails.....76

Full Rosette.....76

Button Rosette.....76

Jabots.....76

Shirred Fan Jabot.....76

Reverse Cascade.....76

Placemats.....77

Napkins.....77

Covered Buttons.....77

Buttonholes.....77

Velcro.....77

Table Round.....77

Table Square.....77

Table Runner.....77

Pillows.....78-81

BED ENSEMBLES, PILLOWS & SHAMS INDEX

General Information.....82

Bedspreads and Coverlets.....82

Dust Ruffles.....82

Pillow Shams.....82

Shipping.....82

Bedsread Order Forms.....83

Standard Sizes.....85

Special Patterns.....85-87

Quilted Yardage – Hand Guided.....87

Special Coverlets (special, block, tufted, channel).....88

Special Spreads (special, block, tufted channel).....88

Outline Coverlet.....89

Outline Spread.....89

Comforters.....90

Unquilted Throw Spread.....90

Duvet Cover.....90

Comforter Patterns.....90

Style Options.....91

Surcharges

Jumbo Cord Hem.....91

Fitted with Cording and Gussets.....91

Scalloped Hem.....91

Reverse Sham.....91

Throw with Cutout Corners and Gussets.....91

Boxed Corners.....91

Shirred Drop.....91

Waterfall Foot.....91

Tailored Dust Ruffle.....92

Shirred Dust Ruffle.....92

Cluster Shirred Dust Ruffle.....92

Cluster Box Pleated Dust Ruffle.....92

Box Pleated Dust Ruffle.....92

Knife Edge Throw Pillow.....78

Ruffled Throw Pillow.....78

Envelope Corded Throw Pillow.....78

Flanged Throw Pillow.....78

Square Throw Pillow with Corner Knots.....78

Bolster Pillow – Ruffled or Corded.....79

Corded Throw Pillow.....79

Tailored Sham.....93

Corded Sham.....93

Flanged Sham.....93

Envelope Sham.....93

Ruffled Sham.....93

Envelope Sham with Cord.....93

Flanged Sham with Cord.....93

Ruffled Sham with Cord.....93

HEADBOARDS

Styles A-H.....94

PRICE CODES

Price charts and panel programs available in a separate price guide at www.rmccoco.com or by contacting Customer Service.

FABRIC CHARACTERISTICS & CARE

These characteristics are not considered defects and therefore, not reasons for returning fabric.

Bow, Bias and Seam Matching

The industry standards are 1-1/2" to 2" for bow and bias. Some print and solid patterns may have difficulty with seams matching.

Dyelot Match

If an exact dyelot match is required, please send swatch of material for match. Otherwise, we will ship the dyelot as close to the sample as our stock permits. We cannot accept the return of cut yardage material for full credit because the dyelot is off in cases where a swatch was not sent with the order for match.

Finishes

Applied finishes may help fabrics resist soil and stains, but does not eliminate the necessity of properly caring for fabrics.

Flaring

Flaring custom drapery returns is a natural characteristic of many fabrics, especially those woven from synthetic fibers. If flaring is a problem with your client, we recommend memory stitching when fabricating custom draperies. Some casements and polyesters have a tendency to flare. Flaring is not a reason for return.

Handwoven and/or Silk Fabrics

Many fabrics are created by home hand weavers thus creating unique qualities. Dyelot variations, inconsistent weaving, heavy threads, wrinkling, flaws, colored yarns, holes, pattern repeats that vary within the same yardage, loose threads, missing yarns and threads, missing beads, pearls, incomplete appliques, puckering around embroidered silks and inconsistent embroidery are natural characteristics. Protect all silks from direct and indirect sun as fading and disintegration are common. Bow and bias may be in excess of industry standards. These fabrics may also have a tendency to stretch in length. These characteristics are not considered defects and therefore, not reasons for returning fabric. Backing is recommended for upholstery use.

Heat Sensitive Fabrics

Many fibers used in drapery fabric construction are sensitive to heat and can cause puckering and hiked hems. Polyester and linen are the most sensitive to heat and must be fabricated with a cool iron only. Acrylic and modacrylic fibers are also sensitive to heat. When measuring a drapery prior to fabrication, check to make sure that the drapery will not hang over a hot air duct or a baseboard heater as it will often affect the drapery once it is hung. Heat sensitive fabrics that are steamed or ironed often shrink or pucker.

Pattern Repeat

Pattern repeat, as listed in this catalog and on samples, is approximate only and can vary slightly from one printing to the next. We cannot guarantee repeat matching.

Puckering

It is natural for some fabrics (i.e. hammered satins, satin stripes) to have a puckered or slightly wrinkled appearance. This is a characteristic of today's more relaxed, casual fabric constructions.

Sheers

Sheers will intensify in color when made into a drapery. Fold a sheer sample three times for a true color reading. Darker sheers have more of a tendency to fade or disintegrate than lighter sheers.

Shrinking and Length Fluctuations

Be tolerant of normal fluctuations in lengths of draperies. Few fabrics are completely stable. Fabrics breathe and absorb moisture, resulting in stretching or shrinking. Fabrics placed over or near heating and cooling vents may react to a much greater degree. We will not be responsible should this situation occur. A 2% to 3% change is reasonable. Allow sufficient fabric in the hems for later adjustments, should it be necessary. Fabrics that are steamed or ironed often shrink or pucker.

Sun Protection

Fabrics should be protected from the sun. We do not guarantee against fading or color fastness. Draperies should be lined. Shades should be drawn during the day and glass protection should be used whenever possible. Window glass magnifies the destructive elements in the rays of the sun. The winter sun and reflection from the snow are even more harmful than the summer sun and may cause disintegration. Colors can fade by oxidation, "gas fading", if fabrics are kept in storage for too long a period without airing. Some colors are more sensitive than others. Impurities in the air may cause as much fading as direct rays of the sun.

Synthetic Fibers

Despite the impressive strides in the advancement of the technology of weaving synthetic fibers, performance will vary with the construction of the fabric and its application. Whole or partial synthetic constructions may have a tendency to react adversely more readily to atmospheric conditions than natural fibers. Synthetic fibers are sensitive to heat, sunlight and steam. Shrinking, hiking seams, puckering and flaring are common characteristics.

Velvet

Velvet nap will crush and may be directional.

Washed Goods

Washed fabrics are processed to achieve a casual and soft appearance. Characteristics such as wrinkling, fading, and puckering are normal. Widths may vary. Bow and bias may be in excess of industry standards and guidelines.

Wrinkling

Wrinkling is a characteristic of linen and cotton blend fabrics.

TERMS & CONDITIONS

Aftermarket Finishes

Merchandise cannot be returned once it has undergone a process such as flame-proofing, water repelling, stain resistance, piece-dying, washing or dry cleaning.

Back Orders

If you approve your order as a back order and are given an expected shipment or arrival date, please note that back orders may arrive earlier or later than anticipated. Cancellations may be granted (as described below) only prior to the vendor processing the order.

Cancellations

Orders using RM COCO fabric may not be canceled when an order has been confirmed. C.O.M. order may not be canceled after the order has been started. **No changes will be accepted once confirmation with ship date has been sent.**

Collections

If your account is given to a collection agency you will be responsible for all collection & attorney fees.

Colors

Colors are not guaranteed. Due to color variability in computer and screen monitors, we have no liability if colors of the products do not match their display on the website.

Damaged Goods

If merchandise is lost or damaged in transit, please follow these four steps.

1. Have the delivery person note and sign for any shortages or damages to the outer container or merchandise on both carrier's and your copy of the delivery receipt or freight bill. **Do not refuse the merchandise** unless you can see that the merchandise is clearly damaged and will not be usable.
2. **Open all containers immediately and inspect the merchandise's condition, even if you installation is not until a later date. Damage or shortage MUST be reported to Customer Service immediately.**
3. Contact Customer Service immediately for carrier damage. Contact the freight carrier for inspection of truck shipments. Keep the merchandise in the original shipping container and packaging.
4. After contacting the delivery carrier, call Customer Service to request a replacement order.

Deposits

Orders exceeding credit limit require a deposit. C.O.D. and prepay orders for custom, special order products and samples must be prepaid including freight.

Guarantees

We guarantee all custom window treatments against defect in workmanship for a period of three months after date of shipment. Alternative products may have separate guarantees. Please refer to the individual

vendor catalogs for more information concerning alternative product guarantees.

PRODUCT CODES

| |
|-----------------------------------|
| A1 |
| Cord on Pillow |
| A2 |
| 18" Pillow |
| Hand Guided Quilting per Yard |
| A3 |
| 19-30" Pillow |
| Rosettes |
| Knife Edge Throw Pillow |
| A4 Throw Pillow Surcharges |
| Ruffling on Throw Pillow |
| Cording on Throw Pillow |
| Flange on Throw Pillow |
| A5 |
| Envelope Throw Pillow |
| A6 |
| Double Bow |
| Bow with Tails |
| Full Rosette |
| Button Rosette |
| Jabots |
| A7 |
| Double Fill Surcharge on Hand |
| Guided Quilting |
| C.O.M. Trim on Reverse Cascade |
| Downforms |
| Invisible Zippers |
| A8 |
| Enhance Pillow Design Genevieve |
| A9 |
| Enhance Pillow Design Julia and |
| Melinda |
| A10 |
| Enhance Pillow Design Jordan |
| A12 |
| Enhance Pillow Design Hannah and |
| Hailey |
| B1 |
| Unquilted Throw Spread |
| B4 |
| Hand Guided Coverlet |
| B6 Spread Surcharges |
| C.O.M. Trim at Hem |
| Cut Out Corner with Gusset |
| Boxed Corners |
| Waterfall Corners |
| Comforter (Double Fill) |
| B7 Spread Surcharges |
| Fitted with Cording and Gussets |
| Jumbo Cord Hem |
| Flange on Duvet |
| Reverse Sham |
| Extra Long Drop |
| B8 Spread Surcharges |
| Scalloped Hem |
| Shirred Drop |
| B9 |
| Surcharge – Reversible Coverlet |

| |
|--|
| B10 |
| Surcharge – Reversible Spread |
| B13 |
| Duvet Cover |
| C1 |
| Straight Cornice |
| C2 |
| Shaped Cornice A-H |
| C3 |
| Cornice Surcharge – C.O.M. Trim |
| Flat Shade C.O.M. Trim Horizontal |
| Surcharge |
| Soft Fold Shade C.O.M Trim |
| Horizontal Surcharge |
| C4 |
| Cornice Band Surcharge |
| Flat Shade Horizontal Band |
| Surcharge |
| Soft Fold Shade Horizontal Band |
| Surcharge |
| C6 |
| Cornice Surcharge C.O.M. Trim |
| Bottom |
| C7 |
| Cornice Surcharge – Horizontal |
| Band Bottom |
| D1 Drapery & Valance Surcharges |
| Pleated |
| Accordion Fold |
| Ripplefold |
| Throw Swags |
| D2 Drapery Surcharges |
| Soft Goblet Pleat |
| Goblet Pleat with Button |
| Cartridge Pleat |
| Extra Pocket Top |
| Sew on Rings |
| One or Two Prong Pleat |
| Single Skip Pleat Valance |
| Attachment |
| 1 ½" Bottom Hem |
| D3 Drapery Surcharges |
| Box Pleated |
| Pinch Pleated Top and Bottom |
| Smocked |
| Hourglass |
| Velvet |
| 5-8" Crinoline |
| Inverted Pleated |
| Cluster Skip Valance |
| Horizontal Seaming |
| Casement or Open Weave Fabrics |
| D5 Drapery Surcharges |
| Horizontal C.O.M. Trim |
| Graduated Bottom |
| Multiple Graduated Bottom |
| D6 Drapery Surcharges |
| Horizontal Small Cording |
| Horizontal Banding Bottom |

| |
|---------------------------------|
| Horizontal Ruffling |
| Multiple Graduated Bottom |
| Tie Top |
| Tab Top |
| Hidden Tab Top |
| D7 Drapery Surcharge |
| Interlining Drapes |
| Blackout Lining |
| D8 Drapery Surcharges |
| Vertical Banding |
| Vertical Ruffling |
| D9 Drapery Surcharges |
| Vertical C.O.M. Trim |
| D10 Flat Draperies |
| Grommet Top |
| Rod Pocket |
| Sleeves |
| Flat Draperies |
| Shower Curtain |
| E1 |
| Table Round |
| Table Square |
| Table Runner |
| E2 Table Skirt Surcharge |
| Banding |
| Ruffling |
| F1 |
| Dog Eared Flat Roman Shade |
| Flat Roman Shade with Permanent |
| Folds at Bottom |
| Casual Roman Shade |
| F2 |
| Dog Eared Shade with Inverted |
| Pleats |
| Soft Fold Shade |
| Pleated Balloon Shade |
| Shirred Balloon Shade |
| Casual Roman Shade with Center |
| Pleat |
| F4 Shade Surcharge |
| Graduated Bottom |
| Cordless System |
| Easy Lift Continuous Chain |
| F5 |
| Flat Roman Shade with No |
| Permanent Folds at Bottom |
| G1 |
| Straight Tieback |
| G2 |
| Contour Tieback |
| Shirred Tieback |
| Jumbo Cord Shirred Tieback |

| |
|---------------------------------|
| G3 Tieback Surcharge |
| Cording |
| Banding |
| Ruffling |
| H1 |
| Plain Headboard |
| H3 |
| Cord on Headboard |
| H4 |
| C.O.M. Trim on Headboard |
| H5 |
| 3" Foam Headboard |
| H6 |
| Tucked Border on Headboard |
| P1 |
| Tailored Sham |
| Shirred Fan Jabot |
| Reverse Cascade |
| P2 |
| Flanged Sham |
| Envelope Sham |
| P3 |
| Corded Sham |
| Ruffled Sham |
| Envelope Sham with Cord |
| Side Shirred Cutout Swag |
| Single Cutout Swag |
| Cutout Swag with Angled Bell |
| P4 |
| Flanged Sham with Cord |
| Ruffled Sham with Cord |
| P5 |
| Full or Queen Insert |
| P6 |
| King Insert |
| R1 |
| Tailored Dust Ruffle |
| R2 |
| Shirred Dust Ruffle |
| Cluster Shirred Dust Ruffle |
| Cluster Box Pleat Dust Ruffle |
| R3 |
| Box Pleat Dust Ruffle |
| R4 Dust Ruffle Surcharge |
| Lined |
| R5 Dust Ruffle Surcharge |
| Split Corners |
| R6 Dust Ruffle Surcharge |
| Band Platform |
| Band Hem |
| T1 |
| Traditional Swags and Cascades |
| Shirred Swags and Cascades |
| T2 |
| Cutout Swags and Cascades |
| Rod Pocket Swags and Cascades |

| |
|--------------------------------------|
| T4 |
| Kathy Valance |
| JoAnne Valance |
| Girardeau Valance |
| Kingston Valance |
| Kingston Valance with Tails |
| Empire Valance |
| Empire Valance with Tails |
| Empire Valance with Tails Shirred on |
| Rod |
| T5 |
| Murphy Valance |
| Scalloped Valance with Kick Pleats |
| Maggie Valance |
| Tie Top Valance |
| T6 |
| Flat Valance with Corner Pleats |
| Flat Valance with Corner and Center |
| Pleats |
| T7 |
| Double Layer Valance |
| Coco Valance |
| Shaped Inverted Pleated Valance |
| Inverted Pleated Valance |
| Inverted Pleated Valance with |
| Scalloped Bottom |
| Handkerchief Valance |
| Skip Pleated Valance with Scalloped |
| Bottom |
| Flat Empire with Bell Swags |
| T8 |
| Graduated Cascade Valance |
| Cluster Shirred Graduated Valance |
| Cluster Pleated Graduated Valance |
| Cluster Side Shirred Graduated |
| Valance |
| Shirred Balloon Valance |
| Pleated Balloon Valance |
| Flat Tacked Up Valance |
| Mock Roman Valance |
| LaSalle Valance |
| Graduated Cascade Valance with |
| Center Pleat |
| Tabbed Teardrop Valance |
| Shaped Layered Valance with Jabots |
| Lorimer Valance |
| Flat Empire with Cascades |
| Stagecoach Valance |
| Cutout Scalloped Valance |
| T9 Top Treatment Surcharge |
| Horizontal Banding |
| Horizontal Cording |
| T10 Top Treatment Surcharge |
| Horizontal C.O.M. Trim |
| Shaped Bottom |
| T11 Top Treatment Surcharge |
| Horizontal Interlining |
| T12 Top Treatment Surcharge |
| Horizontal Ruffling |
| T13 Top Treatment Surcharge |
| Vertical Banding |

| |
|-------------------------------------|
| Vertical Cording |
| T14 Top Treatment Surcharge |
| Vertical C.O.M. Trim |
| T15 Top Treatment Surcharge |
| Interlined Cascades |
| T16 Top Treatment Surcharge |
| Extra Long Cascades |
| T17 |
| One Additional Swag |
| T18 |
| One Pair Swag |
| V1 |
| Velcro – Per Foot |
| W1 |
| 118" Seamless Draperies |
| Y1 |
| Board Mounting Surcharge – Per Foot |
| Z1 |
| Covered Buttons |
| Buttonholes |
| Sew on Tassels |
| Stuffed Flange |
| Buttonhole Return |
| Z2 & Z5 |
| Grommets |
| Z4 |
| Bead Weight |
| Z6 |
| Attached Deep Tufted Covered |
| Buttons |
| Z7 |
| Attach C.O.M. Metal Nail Heads |

DRAPERIES - GENERAL INFORMATION

Construction.....11

Pin Setting.....11

Lining.....11

Seamless Fabrics.....11

Fullness.....12

Banding, Ruffling, Trim.....12

Calculating Widths.....12

Calculating Yardage with Repeat.....12

Delivery.....12

Shipping.....12

Stackback Chart.....12

Drapery Fullness Charts.....13

C.O.M. YARDAGE REQUIREMENTS FOR:

Draperies using 48", 54", and 60" fabric.....13

Draperies using 118" or wide width fabric.....13

Banding, ruffling, trim, cording, tie and tab top (vertical).....14

Banding, ruffling, trim, cording, tie and tab top (horizontal).....14

Drapery Order Forms.....15-16

DRAPERY PRICING

Pinch Pleat Draperies and Valances.....17

Tacked at Top, Reverse Pleat, and Soft Goblet surcharge.....17

Surcharge Cartridge Pleat and Goblet Pleat with Button.....18

Surcharge Cluster Skip Pleat, Single Skip Pleat, Pleated Scalloped Top, and Arch Top.....18

Surcharge Pinch Pleat Graduated, Multiple Graduated, Box Pleat and Inverted Pleated.....18

Rod Pocket Draperies and Valances.....19

Surcharge Extra Pocket Top, Smocked, Hourglass.....19

Multiple Graduated.....20

Rod Pocket Sleeves.....20

Surcharge Arched Top.....20

Horizontal Band Surcharge.....20

Vertical Band Surcharge.....20

Sew on COM Ring Top Surcharge.....20

Tie Top Surcharge.....21

Surcharge Sew on Rings, Tie Top, Tab Top, and Hidden Tab Top.....21

Surcharge Rod Pocket Graduated & Shower Curtain and Grommeted Draperies.....22

Square Grommets.....23

Accordion-Fold Draperies.....24

Ripplefold Draperies.....24

Drapery Style Options with Banding Surcharge.....25-26

Accordion/Ripplefold Order Form.....27

DRAPERY CONSTRUCTION

- Unlined draperies have a double 4" deep heading, using woven crinoline. Lined draperies do not have a double 4" deep heading made of the face fabric; instead, they have crinoline with lining extended to the top of the drapery. If desired and fabric allows, a double 4" heading of face fabric can be specified on lined draperies. Sheer fabrics have a transparent crinoline.
- On rod pocket draperies, please specify if Shirred top or Shirred top and bottom. If this information is not provided we will fabricate with Shirred **top only**. If a heading and pocket size is not specified, we will fabricate with a **1" heading and 1½" pocket**. Allow for 1" take up if Shirred on a wood pole.
- All draperies have a double 4" bottom hem unless fabric is too heavy. Side hems are 1½" doubled. Lining is rolled in with face fabric and blindstitched on side hems of lined draperies. All side and bottom hems are blindstitched unless fabric is too heavy or too loosely woven. Lining hem is a single 2½" at bottom.
- Hand sewing will require an extra charge. See options.
- On 3-prong pleated draperies, 54" wide fabrics will have approximately 5 pleats per width. 2-prong will have approximately 6 pleats per width and 1-prong will have approximately 9 pleats per width.
- On pleated draperies the standard returns used will be 3.5" unless specified otherwise. The standard overlap used will be 4" overall for a pair of draperies. This is where the 2 panels draw together on a traverse rod. The overall finished width of the pair will be the rod face plus returns and overlap added together.
- Beaded weights are not available on crinkle sheers.
- Multiple widths are joined by serging after selvages have been trimmed. Seams are hidden behind the pleat.
- Draperies are meticulously tabled, and are sized as exact as possible, but because of the "give" in some drapery fabric, there **may be a tolerance of up to ½"** in custom draperies. Some knits and casements may vary 1" or more. Please consider this when measuring the length of the draperies.
- Draperies are pattern matched from the top and side to side. **Because of the wavy nature of some plaids and horizontal stripes, we cannot guarantee the lines will match at the seams. In patterns with a repeat, the pattern will not fall in the same area from pleat to pleat. Patterns with horizontal stripes may have a wavy appearance from width to width.**
- **Pleated draperies are prepinned with plastic pins.** Metal pins can be requested at no charge. If pin setting is not specified, regular wall mount setting will be used.
- Draperies are decorator fan folded, labeled with size, room, and sidemark, encased in plastic tubing and carefully packed in specially designed drapery boxes. Draperies may be flat folded when fabric or size does not allow to be fan folded.

CARE

- Custom draperies deserve the best of care. Keep the draperies free of dust by vacuuming frequently. When

cleaning is necessary, use a good professional cleaner.

DRAPERY PIN SETTING

- Pinsetting is the distance between the top of the pin and the top of the drape. The following pin settings can be used: Pin settings:
 - ¼" - Wood pole or cafe rings
 - ½" - Decorative rods
 - ¾" - Brass rods
 - 1" - Valances and side panels
 - 1¼" - All underdraperies
 - 1½" - Ceiling mount
 - 1¾" - Regular wall-mounted traverse rods
- *Decorative pin setting will be used if not specified.

LINING PANELS

- On linings, you may specify RM Designer Weather Guard, RM Designer Everyday Lining, RM Designer Thermafoam, RM Designer Super Sateen or RM Designer Royal Satin at the price stated in your chart. Should you desire other linings, please specify on your order. The price will be adjusted to the difference in the lining cost except when using blackout. Blackout lining is a D7 surcharge per width. RM Designer Super Sateen will be used on all orders requesting lined draperies when no lining preference is specified. Draperies will be unlined if no lining is chosen. Ivory lining will be used when no lining color is chosen.
- Note: Many fabrics are now available up to 60" wide. Using standard 54" linings will result in lining seams that will not line up with the seams of your drapery fabric.
- Customer's own lining will not be used.
- Seamless fabrics may be lined using RM Designer Panarama. Call for pricing.
- Lining in draperies has a single 2½" bottom hem set up 1½" from bottom of face fabric so that the lining and face fabric hemlines match.
- Regular Blackout may be used at a D7 per width surcharge, however, **the pigment may show through on light colored fabrics**. In this case, we recommend using RM Designer Outback self-healing lining or RM Designer Lite-Tech.

SEAMLESS FABRICS

- Most seamless fabrics are 118" wide. These fabrics are usually "railroaded", that is, the width of the fabric is used as the length and fabric for the finished width of the window can be calculated.
- Yardage charts for wide width fabrics have four choices of fullness calculated, 2x, 2 ½x, 3x, and 3½x. Fullness must be specified when ordering seamless draperies. When no fullness specified, 2½ times fullness will be used.
- The maximum finished length for seamless fabrics is the fabric width less the selvage less 16". The maximum finished length for pre-hemmed fabrics is fabric width less selvage less 8".
- Wide width fabrics that can be railroaded have price lists in the back of the Custom Creations price list. These prices are for unlined 3 prong or rod pocket drapes

FULLNESS

- 2x fullness is the least amount of fullness recommended for custom draperies. Generally, 2x fullness is for commercial draperies or is used to show some prints on fabrics. Pleat spacing is approximately 4 to 4½" apart.
- 2 ½ x fullness is the most commonly used fullness for custom draperies. Pleat spacing is approximately 3 ½" to 3¾" apart.
- 3x fullness is ultra fullness. We recommend this fullness for sheers or on fabrics that are not very heavy.
- When no fullness or number of widths is specified, 2½x fullness will be used.

BANDING, RUFFLING & TRIM

- Banding fabric must be compatible with the drapery fabric.
- When banding size is not specified, a 2" banding will be applied. Banding larger than 4" may require additional charge.
- When placement of banding, ruffling, or trim is not specified as inset or at edge, it will be inset at hemline.
- Ruffles shall be self-lined or doubled unless a single fabric or "shirt-tail" ruffle is specified.
- Ruffling will be 3" wide if not specified.
- Ruffling or trim at the edge will be included in the finished length unless specified otherwise.

CALCULATING WIDTHS

- To determine number of widths needed, use the following formula:

Finished width of drapery (including overlap and returns) x desired fullness = flat width of fabric needed. Take flat width and divide by fabric width. This will equal number of widths needed.

For example:

Finished width of drapery is 82". Desired fullness is 2½". Fabric width is 54". 82" x 2 ½" = 205". 205 ÷ 54 = 3.80 widths. Thus, 4 widths (3.8 rounded up) is needed.

CALCULATING YARDAGE WITH FABRIC REPEAT

- Determine the cut length of the selected treatment. Take the cut length and divide by your fabric repeat. Round this number up and multiply it by the repeat. This will be your new cut length. Take the new repeat cut length times the number of widths and divide by 36 to get your yardage required.

DELIVERY

- Delivery will be estimated at time of order and receipt of fabric.

SHIPPING

- Shipments are F.O.B. workroom Cape Girardeau, Missouri, and will be shipped regular ground unless otherwise specified. (You will be charged freight and handling).

DRAPERY STACKBACK CHART

| IF THE GLASS IS: | THE STACKBACK SHOULD BE: | YOUR ROD WIDTH & DRAPERY COVERAGE SHOULD BE: |
|------------------|--------------------------|--|
| 20" | 20" | 40" |
| 26" | 22" | 48" |
| 32" | 24" | 56" |
| 38" | 26" | 64" |
| 44" | 28" | 72" |
| 50" | 30" | 80" |
| 56" | 32" | 88" |
| 62" | 34" | 96" |
| 68" | 36" | 104" |
| 75" | 37" | 112" |
| 81" | 39" | 120" |
| 87" | 41" | 128" |
| 94" | 42" | 136" |
| 100" | 44" | 144" |
| 106" | 46" | 152" |
| 112" | 48" | 160" |
| 119" | 49" | 168" |
| 125" | 51" | 176" |
| 131" | 53" | 184" |
| 137" | 55" | 192" |
| 144" | 56" | 200" |
| 150" | 58" | 208" |
| 156" | 60" | 216" |
| 162" | 62" | 224" |
| 169" | 63" | 232" |
| 175" | 65" | 240" |
| 181" | 67" | 248" |
| 187" | 69" | 256" |
| 194" | 70" | 264" |

Note: You will have to add returns and overlaps to drapery coverage. This chart is based on average pleating and medium weight fabric. You may deduct 7" from rod width if you are using a one-way rod. If bulky fabric is used, add to stack back accordingly.

DRAPERY FULLNESS CHARTS - USING 48", 54", OR 60" FABRICS

Use the chart below to determine the number of widths based on the fullness desired for your finished width.

| | Fullness | Pleat to Finished Width | | | | | | | | | |
|------------------|----------|-------------------------|-----|-----|------|------|------|------|------|------|------|
| | | 21" | 44" | 71" | 92" | 115" | 139" | 162" | 186" | 209" | 233" |
| 48" Fabric | 2 x | 21" | 44" | 71" | 92" | 115" | 139" | 162" | 186" | 209" | 233" |
| | 2 ½x | 17" | 36" | 57" | 73" | 92" | 111" | 138" | 148" | 167" | 186" |
| | 3 x | 14" | 30" | 47" | 61" | 77" | 92" | 108" | 124" | 139" | 155" |
| 54" Fabric | 2 x | 24" | 51" | 77" | 104" | 130" | 157" | 183" | 210" | 236" | 263" |
| | 2 ½x | 19" | 40" | 62" | 83" | 104" | 122" | 146" | 168" | 189" | 210" |
| | 3 x | 16" | 34" | 51" | 69" | 87" | 104" | 122" | 140" | 157" | 175" |
| 60" Fabric | 2x | 27" | 56" | 86" | 115" | 145" | 174" | 204" | 233" | 263" | 292" |
| | 2 ½x | 22" | 45" | 69" | 92" | 116" | 139" | 163" | 186" | 210" | 234" |
| | 3x | 18" | 38" | 57" | 77" | 96" | 116" | 136" | 155" | 175" | 195" |
| Total No. Widths | | 1 | 2 | 3 | 4 | 5 | 6 | 7 | 8 | 9 | 10 |

C.O.M. YARDAGE REQUIREMENTS - USING 48", 54", OR 60" FABRICS

Based on solid fabric.

Use this chart to determine the yardage required for pleated, rod pocket, accordion fold, ripplefold, grommited & shower curtains.

| Total No. Widths | | | 1 | 2 | 3 | 4 | 5 | 6 | 7 | 8 | 9 | 10 |
|------------------|--------------|--------------------|-----|-----|------|------|------|------|------|------|------|----|
| Length to | 16" | Yards Req. | 1 | 2 | 3 | 4 | 5 | 6 | 7 | 8 | 9 | 10 |
| | 16" to 36" | Yards Req. | 1.5 | 3 | 4.5 | 6 | 7.5 | 9 | 10.5 | 12 | 13.5 | 15 |
| | 36" to 48" | Yards Req. | 1.9 | 3.8 | 5.7 | 7.6 | 9.5 | 11.4 | 13.3 | 15.2 | 17.1 | 19 |
| | 48" to 60" | Yards Req. | 2.2 | 4.4 | 6.4 | 8.8 | 11 | 13.2 | 15.4 | 17.6 | 19.8 | 22 |
| | 60" to 72" | Yards Req. | 2.5 | 5 | 7.5 | 10 | 12.5 | 16 | 17.5 | 20 | 22.5 | 25 |
| | 72" to 84" | Yards Req. | 2.9 | 5.8 | 8.7 | 11.6 | 14.5 | 17.4 | 20.3 | 23.2 | 26.1 | 29 |
| | 84" to 96" | Yards Req. | 3.2 | 6.4 | 9.7 | 12.8 | 16.1 | 19.2 | 22.4 | 25.6 | 28.8 | 32 |
| | 96" to 108" | Yards Req. | 3.5 | 7 | 10.5 | 14 | 17.5 | 21 | 24.5 | 28 | 31.5 | 35 |
| | 108" to 120" | Yards Req. | 3.9 | 7.8 | 11.7 | 15.6 | 19.5 | 23.4 | 27.3 | 31.2 | 35.1 | 39 |
| | 120" to 132" | Yards Req. | 4.2 | 8.4 | 12.5 | 16.8 | 21 | 25.2 | 29.4 | 33.6 | 37.8 | 42 |
| | 132" to 144" | Yards Req. | 4.5 | 9 | 13.5 | 18 | 22.5 | 27 | 31.5 | 36 | 40.5 | 45 |
| | | *Number of Repeats | 0 | 1 | 2 | 3 | 4 | 5 | 6 | 7 | 8 | 9 |

C.O.M. YARDAGE REQUIREMENTS - USING 118" FABRICS

Use this chart to determine the yardage required for pleated, rod pocket, accordion fold, ripplefold, grommited & shower curtains.

| | | | | | | | | | | | | | Each |
|----------------|------|-----|-----|-----|-----|-----|-----|-----|------|------|------|------|------------|
| Finished Width | | 24" | 36" | 48" | 60" | 72" | 84" | 96" | 108" | 120" | 132" | 144" | Additional |
| Fullness | 2x | 1.7 | 2.4 | 3 | 3.7 | 4.4 | 5 | 5.7 | 6.4 | 7 | 7.7 | 8.4 | 0.7 |
| | 2 ½x | 2 | 2.9 | 3.7 | 4.5 | 5.4 | 6.2 | 7 | 7.9 | 8.7 | 9.5 | 10.4 | 0.9 |
| | 3x | 2.4 | 3.4 | 4.4 | 5.4 | 6.4 | 7.4 | 8.4 | 9.4 | 10.4 | 11.4 | 12.4 | 1 |
| | 3½x | 2.7 | 3.7 | 4.7 | 6.2 | 7.4 | 8.5 | 9.7 | 10.9 | 12 | 13.2 | 14.4 | 1.2 |

BANDING, RUFFLING, TRIM & CORDING YARDAGE

Use the chart below to determine yardage requirements for vertical application.

| | | | | | | | | |
|---|-----|-----|-----|-----|-----|-----|------|----------------|
| | 36" | 48" | 60" | 72" | 84" | 96" | 108" | Each |
| Finished Length per Panel | | | | | | | | Additional 12" |
| Banding - up to 3" (length) | 1.2 | 1.5 | 1.9 | 2.2 | 2.5 | 2.9 | 3.2 | 0.4 |
| Ruffling - up to 4" (length | 2.1 | 2.7 | 3.4 | 4.1 | 4.8 | 5.4 | 6.1 | 0.7 |
| C.O.M. Trim | 1.2 | 1.5 | 1.9 | 2.2 | 2.5 | 2.9 | 3.2 | 0.4 |
| Cording | 0.5 | 0.7 | 0.9 | 1 | 1.2 | 1.4 | 1.5 | 0.2 |
| Note: Up to 3 pairs of banding strips can be cut from 48" fabric. | | | | | | | | |
| Up to 2 pairs of ruffling strips can be cut from 48" fabric. | | | | | | | | |

BANDING, RUFFLING, TRIM, CORDING, TIE TOP & TAB TOP YARDAGE

Use the chart below to determine yardage requirements for horizontal application.

| | | | | | | | | | | |
|------------------------------------|-----|-----|-----|-----|-----|-----|------|-----|------|-----|
| Number of Widths | 1 | 2 | 3 | 4 | 5 | 6 | 7 | 8 | 9 | 10 |
| Banding - up to 3" bottom hem band | 0.2 | 0.4 | 0.6 | 0.8 | 1 | 1.2 | 1.4 | 1.6 | 1.8 | 2 |
| Banding - up to 2½" pocket band | 0.2 | 0.4 | 0.6 | 0.8 | 1 | 1.2 | 1.4 | 1.6 | 1.8 | 2 |
| Banding - up to 4" pocket band | 0.3 | 0.4 | 0.6 | 0.8 | 1 | 1.2 | 1.4 | 1.6 | 1.8 | 2 |
| Banding - up to 5½" pocket band | 0.4 | 0.7 | 1 | 1.4 | 1.7 | 2 | 2.4 | 2.7 | 3 | 3.5 |
| Ruffling - up to 4" - horizontal | 0.5 | 1 | 1.5 | 2 | 2.5 | 3 | 3.5 | 4 | 4.5 | 5 |
| C.O.M. Trim - horizontal | 1.5 | 3 | 4.5 | 6 | 7.5 | 9 | 10.5 | 12 | 13.5 | 15 |
| Cording - horizontal | 0.8 | 1.2 | 1.5 | 1.7 | 2 | 2.2 | 2.5 | 2.7 | 3 | 3.2 |
| Ties or tabs yardage | 0.3 | 0.5 | 0.5 | 0.8 | 0.8 | 1 | 1.2 | 1.5 | 1.5 | 1.7 |

ROD POCKET TAKE UP ALLOWANCE CHART

Use the chart below to determine the approximate take up allowance.

| | | |
|-------------------------|-------------|-------------------|
| Hardware Style | Pocket Size | Take Up Allowance |
| ⅜" Brass Rod | 1" | ⅜" |
| ½" Oval Rod | 1 ½" | ½" |
| ½" Tension Rod | 1 ½" | ½" |
| 1" Cafe Rod | 1 ¾" | 1" |
| 1 ¼" Shower Curtain Rod | 2 ½" | 1" |
| 1 ⅜" Wood Pole | 3 " | 1" |
| 2" Wood Pole | 4" | 2" |
| 2 ½" Continental | 3 ½" | ½" |
| 4 ½" Continental | 5 ½" | ½" |



Quote #:

Custom Creations

1389 Southern Expressway
Cape Girardeau, MO 63702-1270
Fax 800-501-6810
800-325-8025
customcreations@rmcoco.com

Bill To

Acct #

Address

City/State

Zip

PO#

Sidemark

Ship To

Address

City/State

Zip

Phone

Fax

Order

Quote

Date

DRAPERY WORKSHEET

Pattern

Color

Source

Width

Repeat

Description

Code

Price

PAIRS QTY

PANELS QTY

ROD WIDTH

LEFT RETURN

RIGHT RETURN

OVERLAP (SEE *)

FINISH WIDTH INC. OVERLAP & RETURNS

WIDTHS PER PAIR OR PANEL

FULLNESS (SEE**)

FINISHED LENGTH

SHIRR TOP AND/OR BOTTOM

HEADING SIZE

ROD POCKET SIZE

Pin Setting

Lining

Pricing

Unlined

Weather Guard White

Weather Guard Ivory

RM Designer Royal Satin White

RM Designer Royal Satin Ivory

RM Designer Therafoam White

RM Designer Therafoam Ivory

Everyday White

Everyday Ivory

RM Designer Super Satteen White

RM Designer Super Satteen Ivory

Other

Regular Rod

Decorative Rod

Ceiling Rod

Other (see below)

COM Yardage Required

Wholesale Cost Each

Total Wholesale Cost

1

Comments:

QTY

QTY

2

Comments:

QTY

QTY

3

Comments:

QTY

QTY

4

Comments:

QTY

QTY

5

Comments:

QTY

QTY

*In quantity, please select pair or panel - not both

TOTAL

Drawings & Sketches/Special Instructions:

If lining or pin setting is not listed, please specify on comment line.
*Standard 3.5" overlap, 3.5" returns and 2 1/2 x fullness will be used if not specified.
Shirr top only will be used if not specified.

Please fill out form completely to avoid delay in processing.

Ordered by/ Taken by:

PLEATED DRAPERIES & VALANCES

One word to describe them - Classic. Pleated draperies and valances stand strong as the backbone of many of today's window fashions. Pleated in a variety of styles from tacked at the top to a shabby-chic button goblet, you are sure to find the perfect fit to complete your classic design.

PRICE CHART

D1 (lined/unlined) W1 (unlined) - See Seamless Drapery Chart
 Using 48" to 54" fabric Using 118" seamless
 *Call for contract pricing.
 *Maximum finished length 180"
 *Please refer to drapery specifications.

REQUIRED INFORMATION

- ✓ Product name
- ✓ Fabric information
- ✓ Quantity
- ✓ Pair or panel
- ✓ Rod width or finished width
- ✓ Pinsetting
- ✓ Returns
- ✓ Fullness or number of widths
- ✓ Lining pattern and color or unlined

OPTIONS

SURCHARGE

| | |
|---|--------------------|
| *Sew on Rings (Figure 9)..... | D2 |
| *Sew On Buttons..... | Z1 per button |
| *Tacked at Top (Figure 2)..... | no surcharge |
| *Reverse Pleat (Figure 3)..... | no surcharge |
| *Soft Goblet Pleat (Figure 4)..... | D2 |
| *Pinch Pleated Top and Bottom..... | D3 |
| *Cartridge Pleat (Figure 5)..... | D2 |
| *Goblet Pleat with Button Option(Figure 4)..... | D2 + Z1 per button |
| *Single Skip Pleat if space between pleats exceed 5"(Figure 7)..... | D2 |
| *Cluster Skip Pleat (Figure 8)..... | D3 |
| *Horizontal COM Trim Per Row of Trim(Bottom)..... | D5 |
| *Bead Weight Hem Per Yard..... | Z4 |
| *Horizontal Small Cording Per Row of Cording..... | D6 |
| *Horizontal Banding Per Row of Banding..... | D6 |
| *Horizontal Ruffling Per Row of Ruffling..... | D6 |
| *Pinch Pleated Graduated Valance (Figure 12)..... | D5 |
| *Multiple Graduated Bottom (Figure 13)..... | D6 |
| *Box or Inverted Pleated (Figure 14 & 15)..... | D3 |
| *Interlined (minimum 2 ½ x's fullness)**..... | D7 |
| *Blackout..... | D7 |
| ** Interlined over 144" long..... | call for pricing |
| *Vertical Banding or Ruffling Per Row..... | D8 |
| *Vertical COM Trim Per Row of Trim..... | D9 |
| *Velvet..... | D3 |
| *Casement or Open Weave Fabric..... | D3 |
| *5" Crinoline..... | D2 |
| *Over 5"-8" Crinoline..... | D3 |
| *Under 4" Crinoline..... | D2 |
| *Special Hand Sewing..... | Z3 |
| *One or Two Prong Pleat..... | D2 |
| *1 ½" Bottom Hem..... | D2 |
| *Horizontal Seam..... | D3 |
| *Tie Top..... | D6 |

Refer to COM yardage charts for 48" to 54" wide fabric and 118" wide fabric for yardage requirements.

Note: Three prong pleat has approximately 5 pleats per width. Two prong pleat has approximately 6 pleats per width. One prong pleat has approximately 9 pleats per width.

FIGURE 1 PINCH PLEAT OPTIONS

No Surcharge–Three Prong 2.5x's fullness recommended
 Surcharge D2–Two Prong 2x's fullness recommended
 Surcharge D2–One Prong 1.5x's fullness recommended

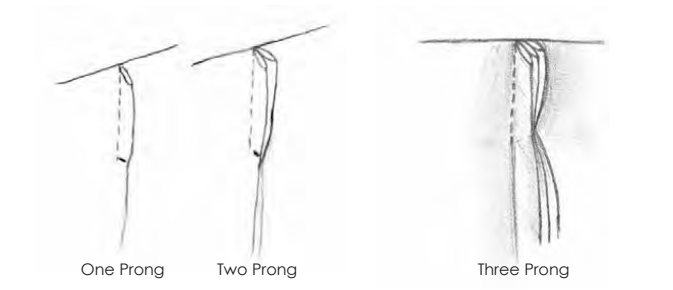


FIGURE 2 TACKED AT TOP

No Surcharge




FIGURE 3 REVERSE PLEAT

No Surcharge

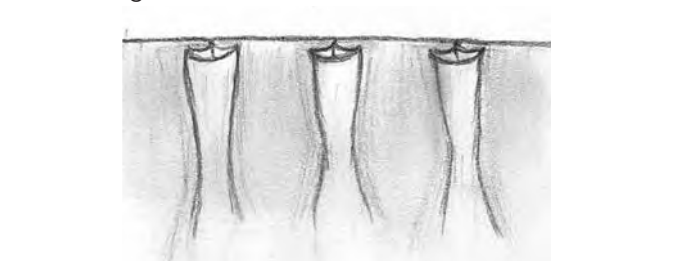


FIGURE 4 SOFT GOBLET PLEAT

Surcharge D2
 Surcharge D2 + Z1 per button

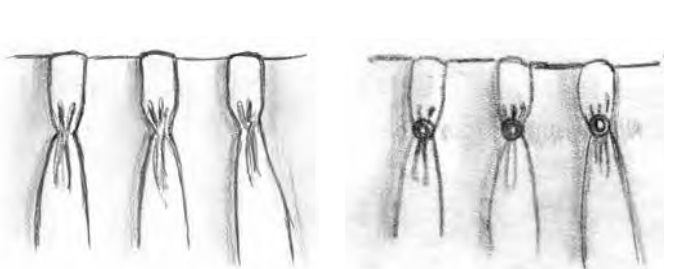


FIGURE 5 **CARTRIDGE PLEAT**
Surcharge D2
Features a foam filler inserted inside pleat



FIGURE 6 **SINGLE SKIP PLEAT**
Surcharge D2 if space between pleats exceeds 5"
Features pleats 7-8" apart



FIGURE 7 **CLUSTER SKIP PLEAT**
Surcharge D3
Features pleats 7-8" apart

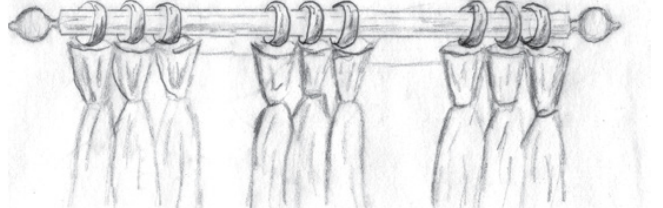


FIGURE 8 **SEW ON C.O.M. RING TOP**
Surcharge D2
Please specify number of rings

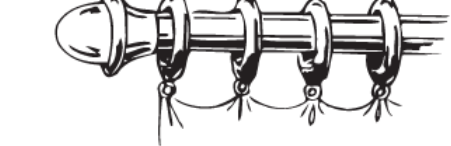


FIGURE 9 **PLEAT WITH TIE TOP**
Surcharge D6
Please specify if will tie in bow or knot



FIGURE 10 **PINCHED PLEATED GRADUATED VALANCE**
Surcharge D5
Please specify long point, short point and returns.
Self-faced 4" at bottom.

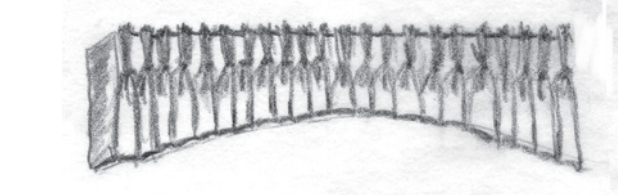
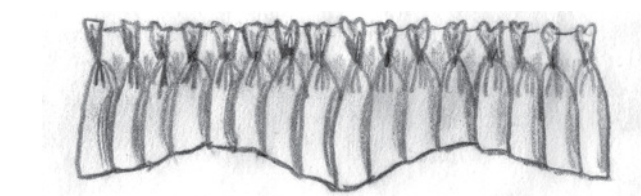


FIGURE 11 **PINCHED PLEATED MULTIPLE GRADUATED VALANCE**
Surcharge D5
Please specify long point, short point and returns.
Self-faced 4" at bottom.



Note: Must indicate choice of figure 10 or 11 or include a photo or drawing when ordering graduated valances.

FIGURE 12 **BOX PLEAT**
Surcharge D3




FIGURE 13 **INVERTED PLEAT**
Surcharge D3
Does not draw



ROD POCKET DRAPERIES & VALANCES

Our rod pocket draperies and valances are the quintessential addition to your design repertoire.

PRICE CHART
D10 (lined/unlined) W1 (unlined)
Using 48" to 54" fabric Using 118" seamless
*Call for contract pricing.
*Maximum finished length 180"
*Please refer to drapery specifications.

- REQUIRED INFORMATION**
- ✓ Product name
 - ✓ Fabric information
 - ✓ Quantity
 - ✓ Pair or panel
 - ✓ Rod width or finished width
 - ✓ Returns
 - ✓ Fullness or number of widths
 - ✓ Finished length
 - ✓ Heading size (top & bottom if needed)
 - ✓ Pocket size (top & bottom if needed)
 - ✓ Lining pattern and color or unlined

| OPTIONS | SURCHARGE |
|--|------------------|
| *Extra Pocket Top (Figure 17)..... | D2 |
| *Smocked Top (Figure 18)..... | D3 |
| *Hourglass (Figure 19)..... | D3 |
| *Scalloped Bottom..... | D5 |
| *Horizontal COM Trim Per Row of Trim..... | D5 |
| *Bead Weight Hem Per Yard..... | Z4 |
| *Graduated Bottom (Figure 23)..... | D5 |
| *Multiple Graduated Bottom (Figure 24)..... | D6 |
| *Horizontal Small Cording Per Row of Cord..... | D6 |
| *Horizontal Banding Per Row of Banding (Figure 21)..... | D6 |
| *Horizontal Ruffling Per Row of Ruffling..... | D6 |
| *Interlined **..... | D7 |
| **Interlined over 144" long..... | call for pricing |
| *Vertical Banding or Ruffling Per Row of Band or Ruffle..... | D8 |
| *Vertical COM Trim Per Row of Trim..... | D9 |
| *Button Hole Return - per Button Hole..... | Z1 |
| *Special Hand Sewing..... | Z3 |
| *Hand Pleating..... | D2 |
| *Ties - per pair..... | G1 |
| *Velvet or Open Weave..... | D3 |
| *Blackout Lined..... | D7 |
| *1 1/2" Bottom Hem..... | D2 |

Refer to COM yardage charts for 48" to 54" wide fabric and 118" wide fabric for yardage requirements.

FIGURE 18 **ROD POCKET VALANCE WITH TIES**
Surcharge G1 (per pair)

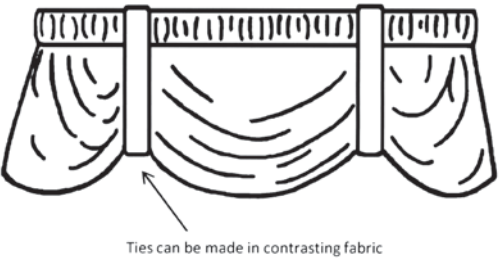


FIGURE 14 **BASIC ROD POCKET**
No Surcharge

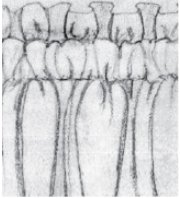


FIGURE 15 **EXTRA POCKET TOP**
Surcharge D2

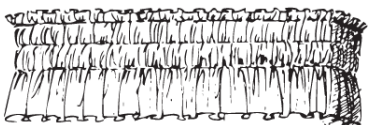


FIGURE 16 **SMOCKED TOP**
Surcharge D3
Please allow at least 3x's fullness when specifying number of widths




FIGURE 17 **HOURLASS**
Surcharge D3
Tieband not included

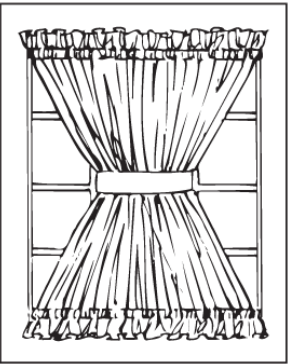
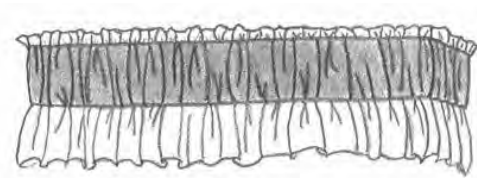


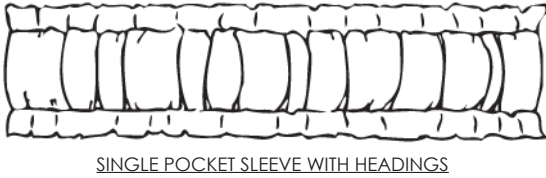
FIGURE 19 **FLAT PANEL WITH PLAIN CUFF**
D10 plus Surcharge D6



FIGURE 20 **HORIZONTAL BAND ROD POCKET**
Surcharge D6



ROD POCKET SLEEVES
An abbreviated version of our traditional rod pocket drapery.



SINGLE POCKET SLEEVE WITH HEADINGS

| PRICE CHART | |
|-------------------------|--------------|
| D10 (lined/unlined) | W1 (unlined) |
| Using 48" to 54" fabric | |

| REQUIRED INFORMATION | |
|----------------------|---------------------------------------|
| ✓ | Product name |
| ✓ | Fabric information |
| ✓ | Quantity |
| ✓ | Rod width |
| ✓ | Returns |
| ✓ | Fullness or number of widths |
| ✓ | Heading size (top & bottom if needed) |
| ✓ | Number of pockets and size of pockets |

FIGURE 21 **VERTICAL BAND**
Surcharge D8




FIGURE 22 **GRADUATED VALANCE**
Surcharge D5
Specify long point and short point. Self-faced at bottom. Also available in inverted graduated (long point in center and short point at sides).

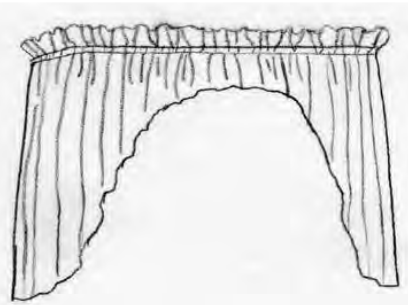
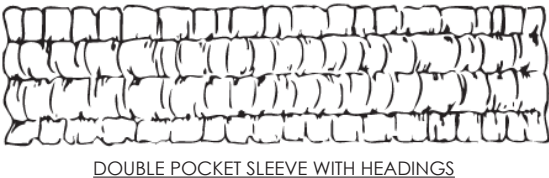


FIGURE 23 **MULTIPLE GRADUATED VALANCE**
Surcharge D6
Specify long point and short point. Self-faced at bottom.



**Note: Must indicate choice of figure 22 or 23 or include a photo or drawing when ordering graduated valances.*



DOUBLE POCKET SLEEVE WITH HEADINGS

| OPTIONS | SURCHARGE |
|---|-----------|
| * Horizontal Small Cording Per Row of Cord..... | D6 |
| * Horizontal Banding Per Row of Banding..... | D6 |
| * Special Hand Sewing..... | Z3 |
| * Double Rod Pocket..... | No Charge |

Refer to COM yardage charts for 48" to 54" wide fabric and 118" wide fabric for yardage requirements.

FLAT DRAPERIES AND VALANCES
A great alternative to the traditional pleat style is the flat panel with the numerous options available to add some flair. Available lined or unlined, these panels are sure to add that extra touch to complete your contemporary design. Approximate 8 tabs per width.

Panels DO NOT have crinoline buy may be requested as a no charge option.

FIGURE 24 **SEW ON COM RING TOP**
Surcharge D2
Please specify number of rings.

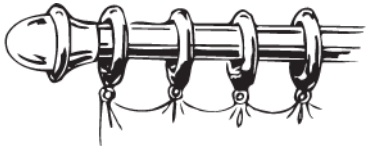


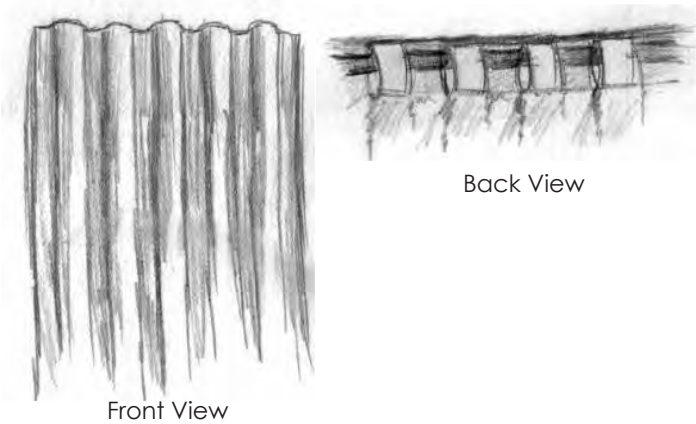
FIGURE 26 **TAB TOP**
Surcharge D6
Please specify number, width and length of tabs. If not specified, tabs will be 2" W x 12" L (total). Tab spacing will be 6-8" apart. The finished length of drape will include tabs unless otherwise specified.



FIGURE 25 **TIE TOP**
Surcharge D6
Please specify number and length of ties.



FIGURE 27 **HIDDEN TAB TOP**
Surcharge D6



| PRICE CHART | |
|------------------------------|--|
| D10 (lined/unlined) | |
| Using 48" to 54" fabric | |
| Maximum finished length 180" | |

| REQUIRED INFORMATION | |
|----------------------|-------------------------------------|
| ✓ | Product name |
| ✓ | Fabric information |
| ✓ | Quantity |
| ✓ | Rod width or finished width |
| ✓ | Returns |
| ✓ | Fullness or number of widths |
| ✓ | Lining pattern and color or unlined |
| ✓ | Diameter of rod |

| OPTIONS | SURCHARGE |
|---|---------------|
| * Sew on Rings (Figure 24)..... | D2 |
| * Sew on Buttons..... | Z1 per button |
| * 4" Crinoline..... | Z4 |
| * Bead Weight Hem per yard..... | Z4 |
| * Horizontal or Vertical Velcro per foot..... | V1 |
| * Tie Top (Figure 25)..... | D6 |
| * Tab Top (Figure 26)..... | D6 |
| * Hidden Tab Top (Figure 27)..... | D6 |
| * Horizontal COM Trim per row..... | D5 |
| * Horizontal Banding per row of banding..... | D6 |
| * Vertical COM Trim per row..... | D9 |
| * Vertical Banding per row of banding..... | D8 |
| * Velvet or open weave..... | D3 |
| * Graduated Bottom..... | D5 |
| * Multiple Graduated Bottom..... | D6 |
| * Interlined..... | D7 |
| Interlined over 114" length call for pricing | |
| * Special Hand Sewing..... | Z3 |
| * Blackout Lining..... | D7 |

SHOWER CURTAINS & GROMMETED DRAPERIES
Available #2 brass or nickel grommets at no additional cost or see options for additional choices. Modern with a simple elegance, larger grommeted draperies are available as a stylish choice under options below in various sizes and finishes.


| PRICE CHART | |
|--|-------------------------------------|
| D10 (lined/unlined) Using 48" to 54" fabric | W1 (unlined) Using 118" seamless |

| REQUIRED INFORMATION | |
|----------------------|-------------------------------------|
| ✓ | Product name |
| ✓ | Fabric information |
| ✓ | Quantity |
| ✓ | Panel or Pair |
| ✓ | Rod width or finished flat width |
| ✓ | Fullness or number of widths |
| ✓ | Lining pattern and color or unlined |
| ✓ | Finished length |
| ✓ | Size and color of grommet |

| OPTIONS | SURCHARGE |
|----------------------------------|----------------------|
| * Horizontal COM Trim..... | D5 |
| * Horizontal Band or Ruffle..... | D6 |
| * Vertical COM Trim..... | D9 |
| * Vertical Band or Ruffle..... | D8 |
| * Horizontal Small Cord..... | D8 |
| * Special Hand Sewing..... | Z3 |
| * Buttonholes..... | Z1 per buttonhole |
| * Grommets..... | Z2 or Z5 per grommet |
| * Bead weight hem per yard..... | Z4 |
| * Interlining..... | D7 |
| * Blackout lining..... | D7 |

1 ½ times fullness is standard on all shower curtains and grommeted draperies and will be used unless otherwise specified

Refer to COM yardage charts for 48" to 54" wide fabric and 118" wide fabric for yardage requirements.



*Note:
Shower Curtains
Grommets, 3/8" diameter hole, are spaced approx. 6" apart (on center) and inserted approx. 3/4" down from top. Shower curtains are designed for use with a plastic liner.

Grommeted Draperies
Recommended spacing is approx. 6" on center. Allow 8 grommets per width. Available in following sizes (inside diameter) and colors:

| OPTIONS | SURCHARGE |
|---|-------------------------------|
| * 3/4, 1 1/8, 1 7/16, 1 9/16 available in Antique Brass, Shiny Nickel, Matte Nickel, Copper, Black Oxide..... | Z2 (per grommet) |
| * 2" in Antique Brass, Shiny Nickel, Matte Nickel, Copper, Black Oxide, Oil Rubbed Bronze, Satin Smoke..... | Z5 (per grommet) |
| * 2 1/2 & 3" in Antique Brass, Shiny Nickel, Matte Nickel, Copper, Black Oxide..... | Z5 + D3 (oversized crinoline) |

(3" grommet will have 6 grommets per width)

Square Grommets

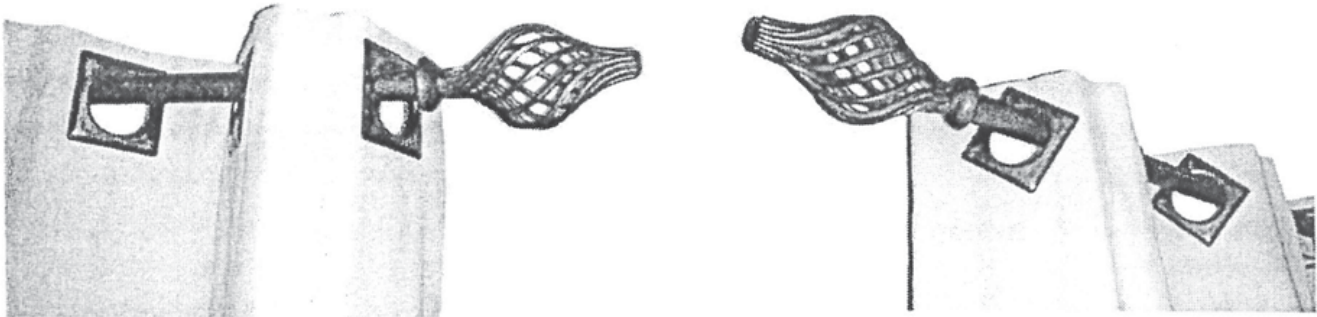
for round rods

These can be set as a square or diamond on the traditional 4" heading. Use the D10 drapery chart in the Custom Creations retail price list and add the applicable surcharge according to grommet size listed below.

Not available in the panel program - Custom orders only

Size #12
Inside diameter 1 9/16"
Z5 surcharge - per grommet
Available in all colors

Size #15
Inside diameter 2"
A7 surcharge - per grommet
Available in all colors



Available in Matte Nickel, Nickel, Antique Brass, Antique Copper and Oil Rubbed Bronze

This pleat design has approximately 1" pleats front and back, creating an "accordion-like" stacked effect with snap tape for attaching to the carriers on the rod.



| | |
|-------------------------|---------------|
| D10 (lined/unlined) | W1 (unlined) |
| Using 48" to 54" fabric | 118" seamless |

- ✓ Product name
- ✓ Fabric information
- ✓ Quantity
- ✓ Panel or Pair
- ✓ Rod Width
- ✓ Cord or Baton Draw*
- ✓ Fullness or number of widths
- ✓ Buttmaster or overlapmaster
- ✓ Finished Length
- ✓ Lining pattern and color or unlined

***Drapery will be fabricated for cord draw if no draw style is specified. If baton draw is specified, a stiffener and grommet hole will be applied.**



| | |
|---|-----|
| * Horizontal COM Trim..... | D5 |
| * Horizontal Band..... | D6 |
| * Vertical COM Trim..... | D9 |
| * Vertical Band..... | D8 |
| * Bead Weight Hem per yard..... | .74 |
| * Special Hand Sewing..... | .73 |
| ***Call for Contract Pricing | |
| Available Fullness 80% (2x), 100% (2 ¼x), 120% (2 ½x) | |
| Available Tape Sizes: 7 ½", 8 ½" and 10" | |

Refer to COM yardage charts for 48" to 54" wide fabric and 118" wide fabric for yardage requirements.

Note: Ripplefold seams will not be hidden.

Snap tape sewn onto the flat width creates a roll pleat or ripplefold effect once it is attached to carriers on the rod.



| | |
|-------------------------|---------------|
| D10 (lined/unlined) | W1 (unlined) |
| Using 48" to 54" fabric | 118" seamless |

- ✓ Product name
- ✓ Fabric information
- ✓ Quantity
- ✓ Panel or Pair
- ✓ Rod Width
- ✓ Cord or Baton Draw*
- ✓ Fullness or number of widths
- ✓ Buttmaster or overlapmaster
- ✓ Finished Length
- ✓ Lining pattern and color or unlined

***Drapery will be fabricated for cord draw if no draw style is specified. If baton draw is specified, a stiffener and grommet hole will be applied.**



| | |
|---------------------------------|----|
| * Horizontal COM Trim..... | D5 |
| * Horizontal Band..... | D6 |
| * Vertical COM Trim..... | D9 |
| * Vertical Band..... | D8 |
| * Bead Weight Hem per yard..... | 74 |
| * Special Hand Sewing..... | 73 |

***Call for Contract Pricing

Available Fullness 60%, 80%, 100%, 120%

Available Tape Sizes: 7 1/2", 8 1/2" and 10"

Refer to COM yardage charts for 48" to 54" wide fabric and 118" wide fabric for yardage requirements.

Note: Ripplefold seams will not be hidden.

| | | |
|----------------|--------------|-------------|
| Ship To | | |
| Address | | |
| City/State | | Zip |
| Phone | | Fax |
| Order | Quote | Date |

Quote #: _____

Custom Creations

1389 Southern Expressway
Cape Girardeau, MO 63702-1270
Fax 800-501-6810
800-325-8025
customcreations@rmcoco.com

| ACCORDIA FOLD & RIPPLE FOLD | | | | | | | | | | | | | | | | | | | | | | | | |
|---|-----------|-------------|-----------|--------------------|-------------|----------------|----------|-----------------|----------------|-------------|--------------|---------|---------------|-------------------------|---|---------|-------------------------|-------------------|-------|-------|----------------------|---------------------|----------------------|--|
| Pattern | | Width | | | Code | | | | | | | | | | | | | | | | | | | |
| Color | | Repeat | | | Price | | | | | | | | | | | | | | | | | | | |
| Source | | Description | | | | | | | | | | | | | | | | | | | | | | |
| LINE | PAIRS QTY | PANELS QTY | ROD WIDTH | CORD OR BATON DRAW | BUTT MASTER | OVERLAP MASTER | FULLNESS | FINISHED LENGTH | FLAT WIDTH HEM | # OF SPACES | LABOR WIDTHS | Lining | | Pricing | | | | | | | | | | |
| | | | | | | | | | | | | Unlined | Weather Guard | RM Designer Royal Satin | RM Designer Thermaform | Everday | RM Designer Super Satin | Other (See Below) | White | Ivory | COM Yardage Required | Wholesale Cost Each | Total Wholesale Cost | |
| 1 | QTY | QTY | | | | | | | | | | | | | | | | | | | | | | |
| Comments: | | | | | | | | | | | | | | | | | | | | | | | | |
| 2 | QTY | QTY | | | | | | | | | | | | | | | | | | | | | | |
| Comments: | | | | | | | | | | | | | | | | | | | | | | | | |
| 3 | QTY | QTY | | | | | | | | | | | | | | | | | | | | | | |
| Comments: | | | | | | | | | | | | | | | | | | | | | | | | |
| 4 | QTY | QTY | | | | | | | | | | | | | | | | | | | | | | |
| Comments: | | | | | | | | | | | | | | | | | | | | | | | | |
| 5 | QTY | QTY | | | | | | | | | | | | | | | | | | | | | | |
| Comments: | | | | | | | | | | | | | | | | | | | | | | | | |
| Drawings & Sketches/Special Instructions: | | | | | | | | | | | | | | | TOTAL | | | | | | | | | |
| | | | | | | | | | | | | | | | If lining is not listed, please specify on comment line. | | | | | | | | | |
| | | | | | | | | | | | | | | | Please fill out form completely to avoid delay in processing. | | | | | | | | | |
| Ordered by/ Taken by: | | | | | | | | | | | | | | | | | | | | | | | | |

DRAPERY STYLE OPTIONS WITH BANDING

FIGURE 29

Surcharge D6

HORIZONTAL BANDING




FIGURE 30

Surcharge D8

VERTICAL BANDING

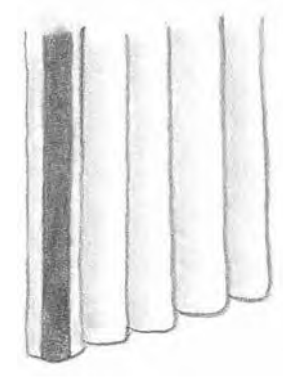
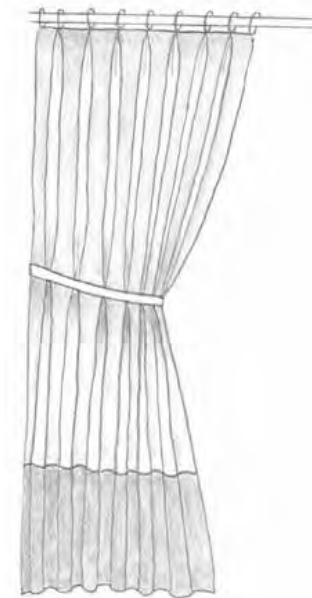


FIGURE 31

Surcharge D3

Surcharge G1 - Straight Tieback

HORIZONTAL SEAMING



HORIZONTAL BAND TOP & BOTTOM


FIGURE 32

WITH BANDED OVERLAPS

Surcharge D8 x 2 for vertical band

Surcharge D6 x 2 for horizontal band

Surcharge D6 for tab top



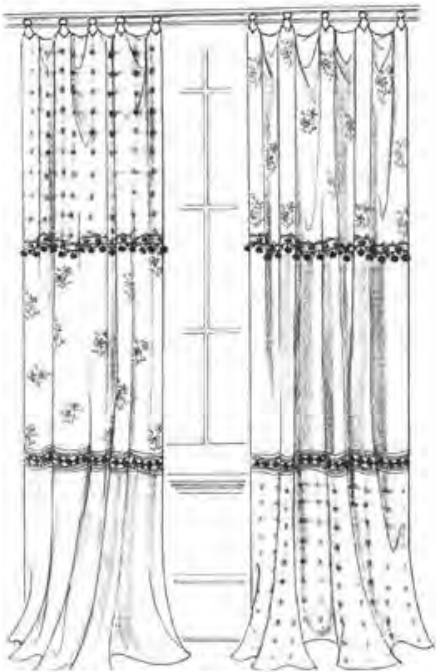
DOUBLE ROW HORIZONTAL BANDS
TOP & BOTTOM WITH
FIGURE 33 VERTICAL BANDS BOTH SIDES

Surcharge D6 x 4 Horizontal Band
Surcharge D8 x 4 Vertical Band
Surcharge D2 Sew on Rings



WIDE HORIZONTAL
FIGURE 34 SEAMING WITH TRIM

Surcharge D3 x 2
Surcharge D5 x 2 Horizontal COM Trim
Surcharge D2 Sew on Rings



TOP TREATMENTS – GENERAL INFORMATION

| | |
|--------------------------------|----|
| Construction..... | 31 |
| Lining..... | 31 |
| Care..... | 31 |
| Shipping..... | 31 |
| Top Treatment Order Forms..... | 32 |

TOP TREATMENTS PRICING

| | |
|---|----|
| Traditional Swags and Cascades..... | 34 |
| Shirred Swags and Cascades..... | 35 |
| Cutout Swag with Angled Bells..... | 35 |
| Rod Pocket Swags and Cascades..... | 36 |
| Side Shirred Cutout Swag..... | 38 |
| Empire Shirred on Rod..... | 39 |
| LaSalle Valance..... | 39 |
| Kingston Valance..... | 40 |
| Kingston Valance with Tails..... | 40 |
| Empire Valance..... | 41 |
| Empire Valance with Tails..... | 41 |
| Murphy Valance..... | 42 |
| Flat Empires..... | 43 |
| Throw Swag..... | 43 |
| Handkerchief..... | 44 |
| Flat Tacked Up Valance..... | 44 |
| Kathy Valance..... | 45 |
| JoAnne Valance..... | 45 |
| Double Layer Scallop Valance..... | 46 |
| Scallop Valance with Kick Pleat..... | 46 |
| Maggie Valance..... | 47 |
| Shaped Inverted Offset Pleated Valance..... | 47 |
| Shaped Layered Valance with Jabots..... | 48 |
| Lorimer Valance..... | 49 |
| COCO Valance..... | 49 |
| Cluster Shirred Graduated Valance..... | 50 |
| Cluster Pleated Graduated Valance..... | 50 |
| Flat Empire with Cascades..... | 51 |
| Girardeau Valance..... | 51 |
| Cluster Side Shirred Graduated Valance..... | 52 |
| Stagecoach Valance..... | 52 |
| Graduated Cascade Valance..... | 53 |
| Graduated Cascade Valance with Center Pleat..... | 53 |
| Balloon Valance – Pleated..... | 54 |
| Balloon Valance – Shirred..... | 54 |
| Flat Valance with Corner Pleats..... | 55 |
| Flat Valance with Center and Corner Pleats..... | 55 |
| Inverted Pleated Valance..... | 56 |
| Box Pleated Valance..... | 56 |
| Inverted Pleated Valance with Scalloped Bottom..... | 57 |
| Shaped Inverted Pleated Valance..... | 57 |
| Cutout Scallop Valance..... | 58 |
| Tie Top Cuff Valance..... | 58 |
| Mock Roman Valance..... | 59 |
| Skip Pleated Valance with Scalloped Bottom..... | 59 |
| Tabbed Teardrop Valance..... | 60 |
| Straight Cornice..... | 60 |
| Shaped Cornice – Style A-K..... | 61 |

TOP TREATMENT CONSTRUCTION

- Board mounted styles are covered with fabric and “L” brackets proved **at no additional cost**. Boards are made to exact specification for outside mount unless inside mount is specified. No deduction will be taken for inside mount unless specified. Mock Roman style will have wooden leg returns.
- Treatments on board shall be stapled unless Velcro (V1 surcharge) is specified.
- When ordering swags and cascades on boards, please specify mounting preference. If no preference is given, swags are mounted over cascades. Even number swags are mounted left to right. No mounting hardware included.
- Maximum cascade length is 96”. (See surcharge T16).
- Cascade short point will be determined by workroom unless specified otherwise.
- Contrast lining and banding fabrics must be comparable with face fabric.
- Cascades may need to be interlined when a darker shade of fabric is used as contrast. (See interlining surcharge T15). Interlining in color natural will be used if no color is given.
- All styles are pattern blocked **at no additional cost**, centering same or similar pattern repeats.
- Matching polyester thread is used in all hems **at no additional cost**.

LINING TOP TREATMENTS

- On linings, you may specify RM Designer Weather Guard, RM Designer Everyday Lining, RM Designer Thermafoam, RM Designer Super Sateen or RM Designer Royal Satin at the price stated in your chart. Should you desire other linings, please specify on your order. The price will be adjusted to the difference in the lining cost. RM Designer Super Sateen will be used on all orders when no lining preference is specified. Ivory lining will be used when no lining color is chosen.
- Regular blackout may be used, however, the pigment may show through on light colored fabrics. In this case, we recommend using Outback self-healing lining.

CARE

- Dry cleaning is recommended. Vacuum your treatments occasionally to keep them free of dust.

SHIPPING

- Shipments are F.O.B. workroom Cape Girardeau, Missouri and will be shipped regular ground unless otherwise specified. (You will be charged for freight and handling).



Quote #: _____

Custom Creations

1389 Southern Expressway
Cape Girardeau, MO 63702-1270
Fax 800-501-6810
800-325-8025
customcreations@rmcoco.com

| | | |
|----------------|--------------|---------------|
| Bill To | | Acct # |
| Address | | |
| City/State | | Zip |
| Sidemark | | PO# |
| | | |
| Ship To | | |
| Address | | |
| City/State | | Zip |
| Phone | Fax | |
| Order | Quote | Date |

| Top Treatments & Accessories | | | | | | | | | | | | | | | | | | Pricing | | | | | | | | | | | | | | | | | | | | | | | | | | | | | | | | | | | | | | | | | | | | | | | | | | | | | | | | | | | | | | | | | | | | | | | | | | | | | | | | | | | | | | | | | | | | | | | | | | | | | | | | | | | | | | | | | | | | | | | | | | | | | | | | | | | | | | | | | | | | | | | | | | | | | | | | | | | | | | | | | | | | | | | | | | | | | | | | | | | | | | | | | | | | | | | | | | | | | | | | | | | | | | | | | | | | | | | | | | | | | | | | | | | | | | | | | | | | | | | | | | | | | | | | | | | | | | | | | | | | | | | | | | | | | | | | | | | | | | | | | | | | | | | | | | | | | | | | | | | | | | | | | | | | | | | | | | | | | | | | | | | | | | | | | | | | | | | | | | | | | | | | | | | | | | | | | | | | | | | | | | | | | | | | | | | | | | | | | | | | | | | | | | | | | | | | | | | | | | | | | | | | | | | | | | | | | | | | | | | | | | | | | | | | | | | | | | | | | | | | | | | | | | | | | | | | | | | | | | | | | | | | | | | | | | | | | | | | | | | | | | | | | | | | | | | | | | | | | | | | | | | | | | | | | | | | | | | | | | | | | | | | | | | | | | | | | | | | | | | | | | | | | | | | | | | | | | | | | | | | | | | | | | | | | | | | | | | | | | | | | | | | | | | | | | | | | | | | | | | | | | | | | | | | | | | | | | | | | | | | | | | | | | | | | | | | | | | | | | | | | | | | | | | | | | | | | | | | | | | | | | | | | | | | | | | | | | | | | | | | | | | | | | | | | | | | | | | | | | | | | | | | | | | | | | | | | | | | | | | | | | | | | | | | | | | | | | | | | | | | | | | | | | | | | | | | | | | | | | | | | | | | | | | | | | | | | | | | | | | | | | | | | | | | | | | | | | | | | | | | | | | | | | | | | | | | | | | | | | | | | | | | | | | | | | | | | | | | | | | | | | | | | | | | | | | | | | | | | | | | | | | | | | | | | | | | | | | | | | | | | | | | | | | | | | | | | | | | | | | | | | | | | | | | | | | | | | | | | | | | | | | | | | | | | | | | | | | | | | | | | | | | | | | | | | | | | | | | | | | | | | | | | | | | | | | | | | | | | | | | | | | | | | | | | | | | | | | | | | | | | | | | | | | | | | | | | | | | | | | | | | | | | | | | | | | | | | | | | | | | | | | | | | | | | | | | | | | | | | | | | | | | | | | | | | | | | | | | | | | | | | | | | | | | | | | | | | | | | | | | | | | | | | | | | | | | | | | | | | | | | | | | | | | | | | | | | | | | | | | | | | | | | | | | | | | | | | | | | | | | | | | | | | | | | | | | | | | | | | | | | | | | | | | | | | | | | | | | | | | | | | | | | | | | | | | | | | | | | | | | | | | | | | | | | | | | | | | |
|------------------------------|--|-------------|-----|-----------|----------------|----------------------|-----|-----|--|--|--|--|--|--|---------------------|---------|----------------------|---------|---------|------------|-------------|-------|--------|----------------------|-------------|----------------|-------------------|-----------|---------------|-------------|-------------|--|--|--|--|--|--|--|--|--|--|--|--|--|--|--|--|--|--|--|--|--|--|--|--|--|--|--|--|--|--|--|--|--|--|--|--|--|--|--|--|--|--|--|--|--|--|--|--|--|--|--|--|--|--|--|--|--|--|--|--|--|--|--|--|--|--|--|--|--|--|--|--|--|--|--|--|--|--|--|--|--|--|--|--|--|--|--|--|--|--|--|--|--|--|--|--|--|--|--|--|--|--|--|--|--|--|--|--|--|--|--|--|--|--|--|--|--|--|--|--|--|--|--|--|--|--|--|--|--|--|--|--|--|--|--|--|--|--|--|--|--|--|--|--|--|--|--|--|--|--|--|--|--|--|--|--|--|--|--|--|--|--|--|--|--|--|--|--|--|--|--|--|--|--|--|--|--|--|--|--|--|--|--|--|--|--|--|--|--|--|--|--|--|--|--|--|--|--|--|--|--|--|--|--|--|--|--|--|--|--|--|--|--|--|--|--|--|--|--|--|--|--|--|--|--|--|--|--|--|--|--|--|--|--|--|--|--|--|--|--|--|--|--|--|--|--|--|--|--|--|--|--|--|--|--|--|--|--|--|--|--|--|--|--|--|--|--|--|--|--|--|--|--|--|--|--|--|--|--|--|--|--|--|--|--|--|--|--|--|--|--|--|--|--|--|--|--|--|--|--|--|--|--|--|--|--|--|--|--|--|--|--|--|--|--|--|--|--|--|--|--|--|--|--|--|--|--|--|--|--|--|--|--|--|--|--|--|--|--|--|--|--|--|--|--|--|--|--|--|--|--|--|--|--|--|--|--|--|--|--|--|--|--|--|--|--|--|--|--|--|--|--|--|--|--|--|--|--|--|--|--|--|--|--|--|--|--|--|--|--|--|--|--|--|--|--|--|--|--|--|--|--|--|--|--|--|--|--|--|--|--|--|--|--|--|--|--|--|--|--|--|--|--|--|--|--|--|--|--|--|--|--|--|--|--|--|--|--|--|--|--|--|--|--|--|--|--|--|--|--|--|--|--|--|--|--|--|--|--|--|--|--|--|--|--|--|--|--|--|--|--|--|--|--|--|--|--|--|--|--|--|--|--|--|--|--|--|--|--|--|--|--|--|--|--|--|--|--|--|--|--|--|--|--|--|--|--|--|--|--|--|--|--|--|--|--|--|--|--|--|--|--|--|--|--|--|--|--|--|--|--|--|--|--|--|--|--|--|--|--|--|--|--|--|--|--|--|--|--|--|--|--|--|--|--|--|--|--|--|--|--|--|--|--|--|--|--|--|--|--|--|--|--|--|--|--|--|--|--|--|--|--|--|--|--|--|--|--|--|--|--|--|--|--|--|--|--|--|--|--|--|--|--|--|--|--|--|--|--|--|--|--|--|--|--|--|--|--|--|--|--|--|--|--|--|--|--|--|--|--|--|--|--|--|--|--|--|--|--|--|--|--|--|--|--|--|--|--|--|--|--|--|--|--|--|--|--|--|--|--|--|--|--|--|--|--|--|--|--|--|--|--|--|--|--|--|--|--|--|--|--|--|--|--|--|--|--|--|--|--|--|--|--|--|--|--|--|--|--|--|--|--|--|--|--|--|--|--|--|--|--|--|--|--|--|--|--|--|--|--|--|--|--|--|--|--|--|--|--|--|--|--|--|--|--|--|--|--|--|--|--|--|--|--|--|--|--|--|--|--|--|--|--|--|--|--|--|--|--|--|--|--|--|--|--|--|--|--|--|--|--|--|--|--|--|--|--|--|--|--|--|--|--|--|--|--|--|--|--|--|--|--|--|--|--|--|--|--|--|--|--|--|--|--|--|--|--|--|--|--|--|--|--|--|--|--|--|--|--|--|--|--|--|--|--|--|--|--|--|--|--|--|--|--|--|--|--|--|--|--|--|--|--|--|--|--|--|--|--|--|--|--|--|--|--|--|--|--|--|--|--|--|--|--|--|--|--|--|--|--|--|--|--|--|--|--|--|--|--|--|--|--|--|--|--|--|--|--|--|--|--|--|--|--|--|--|--|--|--|--|--|--|--|--|--|--|--|--|--|--|--|--|--|--|--|--|--|--|--|--|--|--|--|--|--|--|--|--|--|--|--|--|--|--|--|--|--|--|--|--|--|--|--|--|--|--|--|--|--|--|--|--|--|--|--|--|--|--|--|--|--|--|--|--|--|--|--|--|--|--|--|--|--|--|--|--|--|--|--|--|--|--|--|--|--|--|--|--|--|--|--|--|--|--|--|--|--|--|--|--|--|--|--|--|--|--|--|--|--|--|--|--|--|--|--|--|--|--|--|--|--|--|--|--|--|--|--|--|--|--|--|--|--|--|--|--|--|--|--|--|--|--|--|--|--|--|--|--|--|--|--|--|--|--|--|--|--|--|--|--|--|--|--|--|--|--|--|--|--|--|--|--|--|--|--|--|--|--|--|--|--|--|--|--|--|--|--|--|--|--|--|--|--|--|--|--|--|--|--|--|--|--|--|--|--|--|--|--|--|--|--|--|--|--|--|--|--|--|--|--|--|--|--|--|--|--|--|--|--|--|--|--|--|--|--|--|--|--|--|--|--|--|--|--|--|--|--|--|--|--|--|--|--|--|--|--|--|--|--|--|--|--|--|--|--|--|--|--|--|--|--|--|--|--|--|--|--|--|--|--|--|--|--|--|--|--|--|--|--|--|--|--|--|--|--|--|--|--|--|--|--|--|--|--|--|--|--|--|--|--|--|--|--|--|--|--|--|--|--|--|--|----|
| Pattern | | Width | | Code | | Required Information | | | | | | | | | Wholesale Cost Each | | Total Wholesale Cost | | | | | | | | | | | | | | | | | | | | | | | | | | | | | | | | | | | | | | | | | | | | | | | | | | | | | | | | | | | | | | | | | | | | | | | | | | | | | | | | | | | | | | | | | | | | | | | | | | | | | | | | | | | | | | | | | | | | | | | | | | | | | | | | | | | | | | | | | | | | | | | | | | | | | | | | | | | | | | | | | | | | | | | | | | | | | | | | | | | | | | | | | | | | | | | | | | | | | | | | | | | | | | | | | | | | | | | | | | | | | | | | | | | | | | | | | | | | | | | | | | | | | | | | | | | | | | | | | | | | | | | | | | | | | | | | | | | | | | | | | | | | | | | | | | | | | | | | | | | | | | | | | | | | | | | | | | | | | | | | | | | | | | | | | | | | | | | | | | | | | | | | | | | | | | | | | | | | | | | | | | | | | | | | | | | | | | | | | | | | | | | | | | | | | | | | | | | | | | | | | | | | | | | | | | | | | | | | | | | | | | | | | | | | | | | | | | | | | | | | | | | | | | | | | | | | | | | | | | | | | | | | | | | | | | | | | | | | | | | | | | | | | | | | | | | | | | | | | | | | | | | | | | | | | | | | | | | | | | | | | | | | | | | | | | | | | | | | | | | | | | | | | | | | | | | | | | | | | | | | | | | | | | | | | | | | | | | | | | | | | | | | | | | | | | | | | | | | | | | | | | | | | | | | | | | | | | | | | | | | | | | | | | | | | | | | | | | | | | | | | | | | | | | | | | | | | | | | | | | | | | | | | | | | | | | | | | | | | | | | | | | | | | | | | | | | | | | | | | | | | | | | | | | | | | | | | | | | | | | | | | | | | | | | | | | | | | | | | | | | | | | | | | | | | | | | | | | | | | | | | | | | | | | | | | | | | | | | | | | | | | | | | | | | | | | | | | | | | | | | | | | | | | | | | | | | | | | | | | | | | | | | | | | | | | | | | | | | | | | | | | | | | | | | | | | | | | | | | | | | | | | | | | | | | | | | | | | | | | | | | | | | | | | | | | | | | | | | | | | | | | | | | | | | | | | | | | | | | | | | | | | | | | | | | | | | | | | | | | | | | | | | | | | | | | | | | | | | | | | | | | | | | | | | | | | | | | | | | | | | | | | | | | | | | | | | | | | | | | | | | | | | | | | | | | | | | | | | | | | | | | | | | | | | | | | | | | | | | | | | | | | | | | | | | | | | | | | | | | | | | | | | | | | | | | | | | | | | | | | | | | | | | | | | | | | | | | | | | | | | | | | | | | | | | | | | | | | | | | | | | | | | | | | | | | | | | | | | | | | | | | | | | | | | | | | | | | | | | | | | | | | | | | | | | | | | | | | | | | | | | | | | | | | | | | | | | | | | | | | | | | | | | | | | | | | | | | | | | | | | | | | | | | | | | | | | | | | | |
| Color | | Repeat | | Price | | | | | | | | | | | | | | | | | | | | | | | | | | | | | | | | | | | | | | | | | | | | | | | | | | | | | | | | | | | | | | | | | | | | | | | | | | | | | | | | | | | | | | | | | | | | | | | | | | | | | | | | | | | | | | | | | | | | | | | | | | | | | | | | | | | | | | | | | | | | | | | | | | | | | | | | | | | | | | | | | | | | | | | | | | | | | | | | | | | | | | | | | | | | | | | | | | | | | | | | | | | | | | | | | | | | | | | | | | | | | | | | | | | | | | | | | | | | | | | | | | | | | | | | | | | | | | | | | | | | | | | | | | | | | | | | | | | | | | | | | | | | | | | | | | | | | | | | | | | | | | | | | | | | | | | | | | | | | | | | | | | | | | | | | | | | | | | | | | | | | | | | | | | | | | | | | | | | | | | | | | | | | | | | | | | | | | | | | | | | | | | | | | | | | | | | | | | | | | | | | | | | | | | | | | | | | | | | | | | | | | | | | | | | | | | | | | | | | | | | | | | | | | | | | | | | | | | | | | | | | | | | | | | | | | | | | | | | | | | | | | | | | | | | | | | | | | | | | | | | | | | | | | | | | | | | | | | | | | | | | | | | | | | | | | | | | | | | | | | | | | | | | | | | | | | | | | | | | | | | | | | | | | | | | | | | | | | | | | | | | | | | | | | | | | | | | | | | | | | | | | | | | | | | | | | | | | | | | | | | | | | | | | | | | | | | | | | | | | | | | | | | | | | | | | | | | | | | | | | | | | | | | | | | | | | | | | | | | | | | | | | | | | | | | | | | | | | | | | | | | | | | | | | | | | | | | | | | | | | | | | | | | | | | | | | | | | | | | | | | | | | | | | | | | | | | | | | | | | | | | | | | | | | | | | | | | | | | | | | | | | | | | | | | | | | | | | | | | | | | | | | | | | | | | | | | | | | | | | | | | | | | | | | | | | | | | | | | | | | | | | | | | | | | | | | | | | | | | | | | | | | | | | | | | | | | | | | | | | | | | | | | | | | | | | | | | | | | | | | | | | | | | | | | | | | | | | | | | | | | | | | | | | | | | | | | | | | | | | | | | | | | | | | | | | | | | | | | | | | | | | | | | | | | | | | | | | | | | | | | | | | | | | | | | | | | | | | | | | | | | | | | | | | | | | | | | | | | | | | | | | | | | | | | | | | | | | | | | | | | | | | | | | | | | | | | | | | | | | | | | | | | | | | | | | | | | | | | | | | | | | | | | | | | | | | | | | | | | | | | | | | | | | | | | | | | | | | | | | | | | | | | | | | | | | | | | | | | | | | | | | | | | | | | | | | | | | | | | | | | | | | | | | | | | | | | | | | | | | | | | | | | | | | | | | | | | | | | | | | | | | | | | | | | | | | | | | | | | | | | | | | | | | | | | | | | | | | | | | | | | | | | | | | | | |
| Source | | Description | | Treatment | | | | | | | | | | | Lining | | | | | | Options | | | | | | | | | | | | | | | | | | | | | | | | | | | | | | | | | | | | | | | | | | | | | | | | | | | | | | | | | | | | | | | | | | | | | | | | | | | | | | | | | | | | | | | | | | | | | | | | | | | | | | | | | | | | | | | | | | | | | | | | | | | | | | | | | | | | | | | | | | | | | | | | | | | | | | | | | | | | | | | | | | | | | | | | | | | | | | | | | | | | | | | | | | | | | | | | | | | | | | | | | | | | | | | | | | | | | | | | | | | | | | | | | | | | | | | | | | | | | | | | | | | | | | | | | | | | | | | | | | | | | | | | | | | | | | | | | | | | | | | | | | | | | | | | | | | | | | | | | | | | | | | | | | | | | | | | | | | | | | | | | | | | | | | | | | | | | | | | | | | | | | | | | | | | | | | | | | | | | | | | | | | | | | | | | | | | | | | | | | | | | | | | | | | | | | | | | | | | | | | | | | | | | | | | | | | | | | | | | | | | | | | | | | | | | | | | | | | | | | | | | | | | | | | | | | | | | | | | | | | | | | | | | | | | | | | | | | | | | | | | | | | | | | | | | | | | | | | | | | | | | | | | | | | | | | | | | | | | | | | | | | | | | | | | | | | | | | | | | | | | | | | | | | | | | | | | | | | | | | | | | | | | | | | | | | | | | | | | | | | | | | | | | | | | | | | | | | | | | | | | | | | | | | | | | | | | | | | | | | | | | | | | | | | | | | | | | | | | | | | | | | | | | | | | | | | | | | | | | | | | | | | | | | | | | | | | | | | | | | | | | | | | | | | | | | | | | | | | | | | | | | | | | | | | | | | | | | | | | | | | | | | | | | | | | | | | | | | | | | | | | | | | | | | | | | | | | | | | | | | | | | | | | | | | | | | | | | | | | | | | | | | | | | | | | | | | | | | | | | | | | | | | | | | | | | | | | | | | | | | | | | | | | | | | | | | | | | | | | | | | | | | | | | | | | | | | | | | | | | | | | | | | | | | | | | | | | | | | | | | | | | | | | | | | | | | | | | | | | | | | | | | | | | | | | | | | | | | | | | | | | | | | | | | | | | | | | | | | | | | | | | | | | | | | | | | | | | | | | | | | | | | | | | | | | | | | | | | | | | | | | | | | | | | | | | | | | | | | | | | | | | | | | | | | | | | | | | | | | | | | | | | | | | | | | | | | | | | | | | | | | | | | | | | | | | | | | | | | | | | | | | | | | | | | | | | | | | | | | | | | | | | | | | | | | | | | | | | | | | | | | | | | | | | | | | | | | | | | | | | | | | | | | | | | | | | | | | | | | | | | | | | | | | | | | | | | | | | | | | | | | | | | | | | | | | | | | | | | | | | | | | | | | | | | | | | | | | | | | | | | | | | | | | | | | | | | | | | | | | | | | | | | | | | | | | | | |
| | | | | LINE | Swag & Cascade | | | | | | | | | | Valance | Cornice | Shade | Tieback | Rosette | Tablecloth | Face or Rod | Width | Return | Length or Long Point | Short Point | Cascade Length | # Swags or Swoops | Swag Drop | Pole Diameter | Control L/R | Mount IS/OS | | | | | | | | | | | | | | | | | | | | | | | | | | | | | | | | | | | | | | | | | | | | | | | | | | | | | | | | | | | | | | | | | | | | | | | | | | | | | | | | | | | | | | | | | | | | | | | | | | | | | | | | | | | | | | | | | | | | | | | | | | | | | | | | | | | | | | | | | | | | | | | | | | | | | | | | | | | | | | | | | | | | | | | | | | | | | | | | | | | | | | | | | | | | | | | | | | | | | | | | | | | | | | | | | | | | | | | | | | | | | | | | | | | | | | | | | | | | | | | | | | | | | | | | | | | | | | | | | | | | | | | | | | | | | | | | | | | | | | | | | | | | | | | | | | | | | | | | | | | | | | | | | | | | | | | | | | | | | | | | | | | | | | | | | | | | | | | | | | | | | | | | | | | | | | | | | | | | | | | | | | | | | | | | | | | | | | | | | | | | | | | | | | | | | | | | | | | | | | | | | | | | | | | | | | | | | | | | | | | | | | | | | | | | | | | | | | | | | | | | | | | | | | | | | | | | | | | | | | | | | | | | | | | | | | | | | | | | | | | | | | | | | | | | | | | | | | | | | | | | | | | | | | | | | | | | | | | | | | | | | | | | | | | | | | | | | | | | | | | | | | | | | | | | | | | | | | | | | | | | | | | | | | | | | | | | | | | | | | | | | | | | | | | | | | | | | | | | | | | | | | | | | | | | | | | | | | | | | | | | | | | | | | | | | | | | | | | | | | | | | | | | | | | | | | | | | | | | | | | | | | | | | | | | | | | | | | | | | | | | | | | | | | | | | | | | | | | | | | | | | | | | | | | | | | | | | | | | | | | | | | | | | | | | | | | | | | | | | | | | | | | | | | | | | | | | | | | | | | | | | | | | | | | | | | | | | | | | | | | | | | | | | | | | | | | | | | | | | | | | | | | | | | | | | | | | | | | | | | | | | | | | | | | | | | | | | | | | | | | | | | | | | | | | | | | | | | | | | | | | | | | | | | | | | | | | | | | | | | | | | | | | | | | | | | | | | | | | | | | | | | | | | | | | | | | | | | | | | | | | | | | | | | | | | | | | | | | | | | | | | | | | | | | | | | | | | | | | | | | | | | | | | | | | | | | | | | | | | | | | | | | | | | | | | | | | | | | | | | | | | | | | | | | | | | | | | | | | | | | | | | | | | | | | | | | | | | | | | | | | | | | | | | | | | | | | | | | | | | | | | | | | | | | | | | | | | | | | | | | | | | | | | | | | | | | | | | | | | | | | | | | | | | | | | | | | | | | | | | | | | | | | | | | | | | | | | | | | | | | | | | | | | | | | | | | | | | | | | | | | | | | | | | | | | | | | | | | | | | | | | | | | | | | | | | | | | | | | | | | | | | | | | | | | | | | | | | | | | | | | | | |
| 1 | | QTY | QTY | QTY | QTY | QTY | QTY | QTY | | | | | | | | | | | | | | | | | | | | | | | | | | | | | | | | | | | | | | | | | | | | | | | | | | | | | | | | | | | | | | | | | | | | | | | | | | | | | | | | | | | | | | | | | | | | | | | | | | | | | | | | | | | | | | | | | | | | | | | | | | | | | | | | | | | | | | | | | | | | | | | | | | | | | | | | | | | | | | | | | | | | | | | | | | | | | | | | | | | | | | | | | | | | | | | | | | | | | | | | | | | | | | | | | | | | | | | | | | | | | | | | | | | | | | | | | | | | | | | | | | | | | | | | | | | | | | | | | | | | | | | | | | | | | | | | | | | | | | | | | | | | | | | | | | | | | | | | | | | | | | | | | | | | | | | | | | | | | | | | | | | | | | | | | | | | | | | | | | | | | | | | | | | | | | | | | | | | | | | | | | | | | | | | | | | | | | | | | | | | | | | | | | | | | | | | | | | | | | | | | | | | | | | | | | | | | | | | | | | | | | | | | | | | | | | | | | | | | | | | | | | | | | | | | | | | | | | | | | | | | | | | | | | | | | | | | | | | | | | | | | | | | | | | | | | | | | | | | | | | | | | | | | | | | | | | | | | | | | | | | | | | | | | | | | | | | | | | | | | | | | | | | | | | | | | | | | | | | | | | | | | | | | | | | | | | | | | | | | | | | | | | | | | | | | | | | | | | | | | | | | | | | | | | | | | | | | | | | | | | | | | | | | | | | | | | | | | | | | | | | | | | | | | | | | | | | | | | | | | | | | | | | | | | | | | | | | | | | | | | | | | | | | | | | | | | | | | | | | | | | | | | | | | | | | | | | | | | | | | | | | | | | | | | | | | | | | | | | | | | | | | | | | | | | | | | | | | | | | | | | | | | | | | | | | | | | | | | | | | | | | | | | | | | | | | | | | | | | | | | | | | | | | | | | | | | | | | | | | | | | | | | | | | | | | | | | | | | | | | | | | | | | | | | | | | | | | | | | | | | | | | | | | | | | | | | | | | | | | | | | | | | | | | | | | | | | | | | | | | | | | | | | | | | | | | | | | | | | | | | | | | | | | | | | | | | | | | | | | | | | | | | | | | | | | | | | | | | | | | | | | | | | | | | | | | | | | | | | | | | | | | | | | | | | | | | | | | | | | | | | | | | | | | | | | | | | | | | | | | | | | | | | | | | | | | | | | | | | | | | | | | | | | | | | | | | | | | | | | | | | | | | | | | | | | | | | | | | | | | | | | | | | | | | | | | | | | | | | | | | | | | | | | | | | | | | | | | | | | | | | | | | | | | | | | | | | | | | | | | | | | | | | | | | | | | | | | | | | | | | | | | | | | | | | | | | | | | | | | | | | | | | | | | | | | | | | | | | | | | | | | | | | | | | | | | | | | | | | | | | | | | | | | | | | | | | | | | | | | | | | | | | | </ |

TRADITIONAL SWAGS & CASCADES
Lined. Maximum drop of swag approx. 20". 18" drop will be used unless specified. Cascade length over 36" add surcharge T16.Traditional cascade face approx. 9" to 12" wide. Stacked cascade face approx. 6" wide. Cascades are self-lined unless a contrasting lining is specified. Shipped loose with tack strip, ready to mount on board. Board mount surcharge is recommended for best finished look.

PRICE CHART

T1

REQUIRED INFORMATION

✓

Product name

✓

Fabric information

✓

Quantity

✓

Face width of board

✓

Number of swags

✓

Return size

✓

Swag drop

✓

Cascade long point

✓

Swag lining and color

OPTIONS

SURCHARGE

* Horizontal Band or Cord (swag) (up to 4" band).....

T9

* Horizontal COM Trim (swag).....

T10

* Vertical Band or Cord (each cascade) (up to 4" band)....

T13

* Vertical COM Trim (each cascade).....

T14

* Cascade Length over 36" L (per pair).....

T16

* Cascade Interlined (per pair).....

T15

* Swag Interlined.....

T11

* Reverse Cascade.....

P1

* Mount on Fabric Covered Boards up to 6" depth... **Y1 per ft.

* One Swag with no Cascade.....

T17

* One pr 36" L Cascades with no swag.....

T18

* Special Hand Sewing.....

Z3

**Stacked or Pinched Style - no additional cost

FIGURE 1 TRADITIONAL CASCADES
No Surcharge



FIGURE 2 STACKED CASCADES
No Surcharge

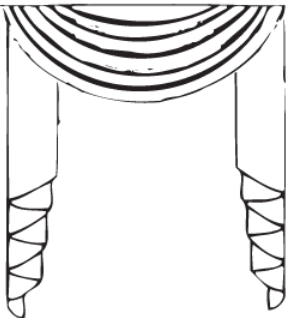
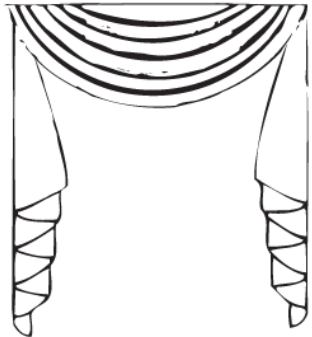


FIGURE 3 PINCHED CASCADES
No Surcharge



| C.O.M. YARDAGE REQUIREMENTS | | | | | | | | | |
|--|-----|------|------|------|------|-------|------|------|------|
| based on 54" solids | | | | | | | | | |
| Board Width | 36" | 48" | 60" | 72" | 84" | 96" | 108" | 120" | 132" |
| Number of Swags | 1 | 2 | 2 | 3 | 3 | 4 | 5 | 6 | 7 |
| Swag fabric yardage | 1.5 | 3 | 3.5 | 4.5 | 5.75 | 7.25 | 8.5 | 9.5 | 10.5 |
| Swag band yardage | 1.5 | 1.75 | 1.75 | 2 | 2.25 | 2.5 | 3 | 3.5 | 5 |
| Swag C.O. M. trim yardage | 1.5 | 3 | 3.5 | 4.5 | 5.75 | 7.25 | 8.5 | 9.5 | 10.5 |
| Cascade Length | 36" | 48" | 60" | 72" | 84" | 96" | | | |
| Fabric yardage per pair cascades | 4.5 | 6 | 7.25 | 8.5 | 10 | 11.25 | | | |
| Vertical band per pair cascades | 2 | 2.75 | 3.25 | 3.75 | 4.5 | 5 | | | |
| Vertical C.O.M. trim per pair cascades | 3.5 | 4.75 | 6 | 7 | 8.25 | 9.5 | | | |
| If cascades are contrast lined, send 1/2 of cascade yardage chart for each fabric. | | | | | | | | | |
| **Boards selected as Y1 surcharge are fabric covered at no additional cost | | | | | | | | | |

SHIRRED SWAGS & CASCADES
Lined. Maximum drop of swag approx. 20". Minimum drop approx. 15". 18" drop will be used unless specified. Cascade length over 36" add surcharge T16.Traditional cascade face approx. 9" to 12" wide. Cascades are self-lined unless a contrasting lining is specified. Shipped loose with tack strip, ready to mount on board. Board mount surcharge is recommended for best finished look.

PRICE CHART

T1

REQUIRED INFORMATION

✓

Product name

✓

Fabric information

✓

Quantity

✓

Face width of board

✓

Number of swags

✓

Return size

✓

Swag drop

✓

Cascade long point

✓

Swag lining and color

OPTIONS

SURCHARGE

* Horizontal Band or Cord (swag) (up to 4" band).....

T9

* Horizontal COM Trim (swag).....

T10

* Vertical Band or Cord (each cascade) (up to 4" band)....

T13

* Vertical COM Trim (each cascade).....

T14

* Cascade Length over 36" L (per pair).....

T16

* Cascade Interlined (per pair).....

T15

* Swag Interlined.....

T11

* Reverse Cascade.....

P1

* Mount on Fabric Covered Boards up to 6" depth... **Y1 per ft.

* One Swag with no Cascade.....

T17

* One pr 36" L Cascades with no swag.....

T18

* Special Hand Sewing.....

Z3

| C.O.M. YARDAGE REQUIREMENTS | | | | | | | | | |
|--|-----|------|------|------|------|-------|------|------|------|
| based on 54" solids | | | | | | | | | |
| Board Width | 36" | 48" | 60" | 72" | 84" | 96" | 108" | 120" | 132" |
| Number of Swags | 1 | 2 | 2 | 3 | 3 | 4 | 5 | 6 | 7 |
| Swag fabric yardage | 1.5 | 3 | 3.5 | 4.5 | 5.75 | 7.25 | 8.5 | 9.5 | 10.5 |
| Swag band yardage | 1.5 | 1.75 | 1.75 | 2 | 2.25 | 2.5 | 3 | 3.5 | 5 |
| Swag C.O. M. trim yardage | 1.5 | 3 | 3.5 | 4.5 | 5.75 | 7.25 | 8.5 | 9.5 | 10.5 |
| Cascade Length | 36" | 48" | 60" | 72" | 84" | 96" | | | |
| Fabric yardage per pair cascades | 4.5 | 6 | 7.25 | 8.5 | 10 | 11.25 | | | |
| Vertical band per pair cascades | 2 | 2.75 | 3.25 | 3.75 | 4.5 | 5 | | | |
| Vertical C.O.M. trim per pair cascades | 3.5 | 4.75 | 6 | 7 | 8.25 | 9.5 | | | |
| If cascades are contrast lined, send 1/2 of cascade yardage chart for each fabric. | | | | | | | | | |
| **Boards selected as Y1 surcharge are fabric covered at no additional cost | | | | | | | | | |

CUTOUT SWAG WITH ANGLED BELL
Swag lined. Bell is faced. Maximum drop approx. 20" Pinned at ends with drapery pin. Maximum width 24".

PRICE CHART

P3

REQUIRED INFORMATION

✓

Product name

✓

Fabric information

✓

Quantity

✓

Width

✓

Swag drop

✓

Lining and color

OPTIONS

SURCHARGE


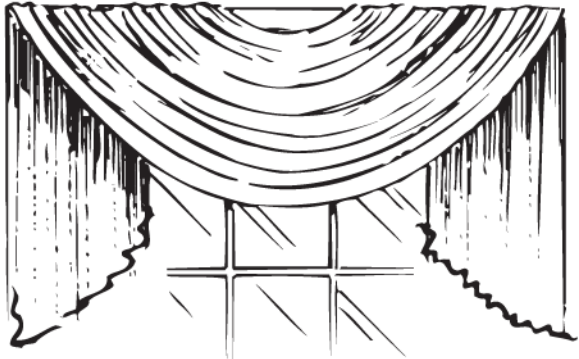
* Horizontal COM Trim.....

T10

* Sew on Rings (per ring).....

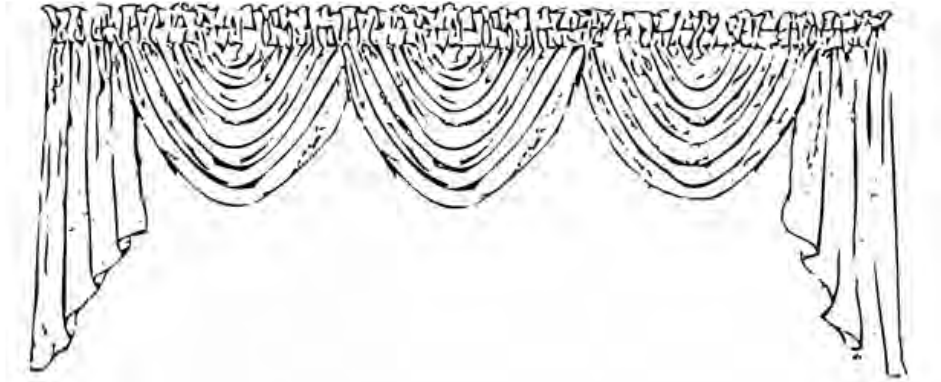
Z1

| C.O.M. YARDAGE REQUIREMENTS | |
|-----------------------------|----------|
| Based on 54" solid | |
| Each Swag | 24" Wide |
| Swag Fabric Yardage | 2 |
| Trim Yardage | 2.75 |
| Lining Yardage | 1.75 |



Rod Pocket Swags & Cascades

Swags are lined. Swags and cascades do not overlap. Maximum drop of swag approx. 20". Minimum drop 15". An 18" drop will be used unless specified. Drop will include heading and pocket unless specified otherwise. For cascades lengths over 36", add surcharge T16. Cascades cover approx. 9" to 12" of rod. Cascades are self-lined, unless a contrast lining is specified. Shirred to 2 - 2½x fullness.



Price Chart

T2

REQUIRED INFORMATION

- ✓ Product name
- ✓ Fabric information
- ✓ Quantity
- ✓ Rod width
- ✓ Number of swags
- ✓ Return size
- ✓ Swag drop
- ✓ Cascade long point
- ✓ Swag lining and color
- ✓ Heading and pocket size

Options

SURCHARGE

- * Horizontal Ruffling (swag).....T12
- * Horizontal COM Trim (Swag).....T10
- * Vertical Ruffling (each cascade).....T13
- * Vertical COM Trim (each cascade).....T14
- * Cascade Length over 36" L (per pair).....T16
- * Cascade Interlined (per pair).....T15
- * Swag Interlined.....T11
- * Shirred Fan Jabot.....P1
- * One Swag with no Cascade.....T17
- * One Pr 36" L Cascades with no Swags.....T18
- * Special Hand Sewing.....Z3

| C.O.M. YARDAGE REQUIREMENTS | | | | | | | | | |
|--|-----|------|------|------|------|-------|------|------|------|
| based on 54" solids | | | | | | | | | |
| Rod Width | 36" | 48" | 60" | 72" | 84" | 96" | 108" | 120" | 132" |
| Number of swags | 1 | 1 | 1 | 2 | 2 | 3 | 3 | 3 | 3 |
| Swag fabric yardage | 1.5 | 3 | 3.5 | 4.5 | 5.75 | 7.25 | 8.5 | 9.5 | 10.5 |
| Swag ruffling yardage | 1.5 | 1.75 | 1.75 | 2 | 2.25 | 2.5 | 3 | 3.5 | 4 |
| Swag C.O. M. trim yardage | 1.5 | 3 | 3.5 | 4.5 | 5.75 | 7.25 | 8.5 | 9.5 | 10.5 |
| Cascade Length | 36" | 48" | 60" | 72" | 84" | 96" | | | |
| Fabric yardage per pair cascades | 4.5 | 6 | 7.25 | 8.5 | 10 | 11.25 | | | |
| Vertical ruffling per pair cascades | 2 | 2.75 | 3.25 | 3.75 | 4.5 | 5 | | | |
| Vertical C.O.M. trim per pair cascades | 3.5 | 4.75 | 6 | 7 | 8.25 | 9.5 | | | |
| If cascades are contrast lined, send ½ of cascade yardage chart for each fabric. | | | | | | | | | |

Cutout Swags & Cascades

Swags are lined. Swags and cascades overlap. Overlap is same size as cascade face. Maximum drop of swag approx. 20". Minimum drop 15". An 18" drop will be used unless specified. On cascade length over 36", add surcharge T16. Cascades cover approx. 12" of rod. Cascades are self-lined, unless a contrast lining is specified. Shipped loose with tack strip ready to mount on rod or pole. Also available in pinched style.

Price Chart

T2

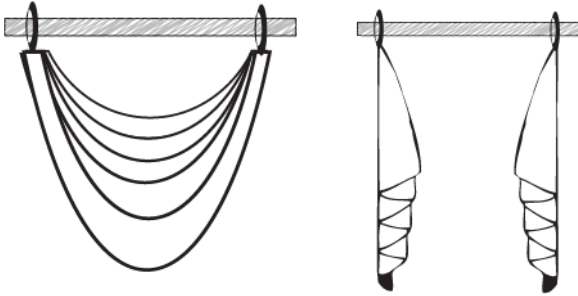
REQUIRED INFORMATION

- ✓ Product name
- ✓ Fabric information
- ✓ Quantity
- ✓ Rod width
- ✓ Number of swags
- ✓ Return size if needed
- ✓ Swag drop
- ✓ Cascade long point
- ✓ Swag lining and color
- ✓ Diameter of rod and cutout size

Options

SURCHARGE

- * Horizontal Band or Cord (swag) (up to 4").....T9
- * Horizontal COM Trim (swag).....T10
- * Vertical Band or Cord (each cascade) (up to 4").....T13
- * Vertical COM Trim (each cascade).....T14
- * Cascade Length over 36" L (per pair).....T16
- * Cascade Interlined (per pair).....T15
- * Swag Interlined.....T11
- * Stacked Cascades.....No Surcharge
- * Velcro.....V1 (per foot)
- * One Swag with no Cascade.....P3
- * One Pr 36" L Cascades with no Swag.....T18
- * Special Hand Sewing.....Z3
- * Sew-on Rings.....Z1 per ring
- * Reverse Cascade each.....P1
- * **Pinched Style Swag or Cascades - no additional charge**



| C.O.M. YARDAGE REQUIREMENTS | | | | | | | | | |
|--|-----|------|------|------|------|-------|------|------|------|
| based on 54" solids | | | | | | | | | |
| Rod Width | 36" | 48" | 60" | 72" | 84" | 96" | 108" | 120" | 132" |
| Number of swags | 1 | 2 | 2 | 3 | 3 | 4 | 5 | 6 | 7 |
| Swag fabric yardage | 1.5 | 2.5 | 3 | 3.5 | 4.25 | 5 | 5.5 | 6 | 6.5 |
| Swag band yardage | 1.5 | 1.75 | 1.75 | 2 | 2.25 | 2.5 | 3 | 3.5 | 4 |
| Swag C.O. M. trim yardage | 1.5 | 3 | 3.5 | 4 | 4.75 | 5.5 | 6 | 6.5 | 7 |
| Cascade Length | 36" | 48" | 60" | 72" | 84" | 96" | | | |
| Fabric yardage per pair cascades | 4.5 | 6 | 7.25 | 8.5 | 10 | 11.25 | | | |
| Vertical band per pair cascades | 2 | 2.75 | 3.25 | 3.75 | 4.5 | 5 | | | |
| Vertical C.O.M. trim per pair cascades | 3.5 | 4.75 | 6 | 7 | 8.25 | 9.5 | | | |

SIDE SHIRRED CUTOUT SWAG
Swag is lined and must have trim to hide shirring tape. Maximum drop of swag is 22". Optional cascade is self or contrast lined and maximum length of 36".

PRICE CHART

P3 + T10 COM Trim for each swag
T18 + T14 COM Trim for each cascade - Optional

REQUIRED INFORMATION

✓

Product name

✓

Fabric information

✓

Trim information

✓

Quantity of swags

✓

Width of Swag

✓

Swag drop

✓

Swag lining and color

✓

Cascade option

✓

Cascade long point

✓

Cascade return

OPTIONS

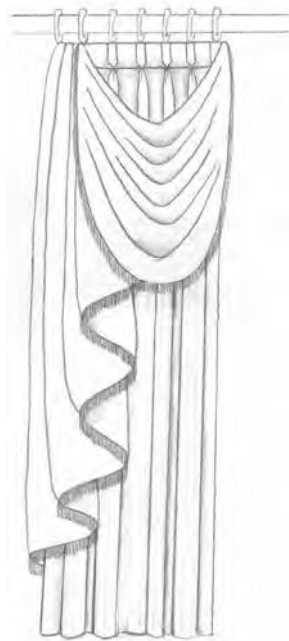
SURCHARGE

* Swag Interlined.....T11

* Cascade Interlined.....T15

* Cascade Length over 36".....T16

* COM Trim each Cascade.....T14



EMPIRED WITH TAILS SHIRRED ON ROD WITH ROSETTE OPTION
Lined only. Self-faced at bottom. Maximum drop of swoop is 22". Maximum length of tail is 36". Swoops approx. 22" apart. Tails self-lined. Valance shirrs on a rod. Rosette can be added as an option.

PRICE CHART

T4

REQUIRED INFORMATION

✓

Product name

✓

Fabric information

✓

Trim information

✓

Face width

✓

Returns

✓

Swoop drop

✓

Tail drop

✓

Lining pattern and color

✓

Rod pocket size

OPTIONS

SURCHARGE

* Horizontal COM Trim Bottom.....T10

* Horizontal Band Bottom (up to 4").....T12



* Horizontal Cord Bottom.....T12

* Contrast Facing.....No Surcharge

* Interlined.....T11

* Special Hand Sewing.....Z3

* Rosettes (each).....A6



| COM YARDAGE REQUIREMENTS | | | | | | | | | |
|---|------|------|------|------|-------|-------|-------|-------|------|
| based on 54" solid | | | | | | | | | |
| Finished Width (includes returns) | 36" | 48" | 60" | 72" | 84" | 96" | 108" | 120" | 132" |
| Number of swoops | 2 | 2 | 3 | 3 | 4 | 4 | 5 | 5 | 6 |
| Fabric yardage | 6.25 | 7.75 | 9.25 | 9.25 | 10.75 | 12.25 | 12.25 | 13.75 | 15.5 |
| COM trim yardage | 3 | 4.5 | 6 | 6 | 7.5 | 9 | 9 | 10.5 | 12 |
| Band yardage | 0.5 | 1 | 1 | 1 | 1.25 | 1.5 | 1.5 | 1.75 | 2 |
| Cord yardage | 0.5 | 0.75 | 0.75 | 0.75 | 1 | 1 | 1 | 1.25 | 1.5 |
| Contrast facing yardage (includes contrast tails) | 3.75 | 4 | 4.25 | 4.25 | 4.5 | 4.75 | 4.75 | 5 | 5.25 |

LaSalle Valance
Lined flat valance drapes long on one side with a deep tapered pleat. Ends are self-lined. A separate 3 fold pleat attached under the valance. Maximum drop of valance at center is 24" up to 36" at long taper and up to 36" long for separate piece. Shipped loose and ready to mount on decorative rod.

PRICE CHART

T8

REQUIRED INFORMATION

✓

Product name

✓

Fabric information

✓

Quantity

✓

Face of board

✓

Returns

✓

Length of valance

✓

Length of long side

✓

Length of 3 fold attachment

✓

Lining pattern and color

OPTIONS

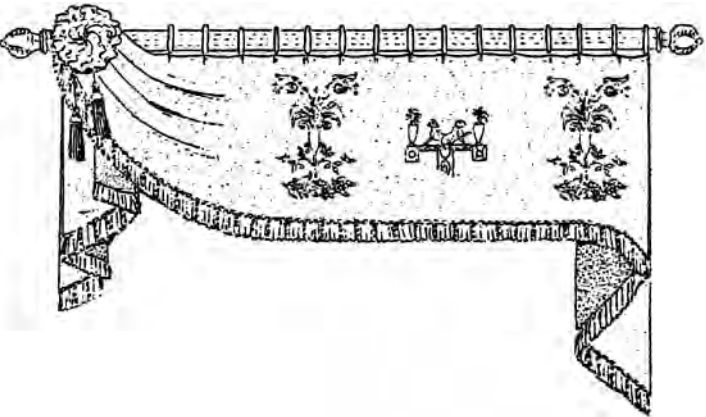
SURCHARGE

* Horizontal COM Trim.....T10

* Interlined.....T11

* Rosettes (each).....A6

* Mount on fabric covered board depth up to 6".....Y1 per ft



| COM YARDAGE REQUIREMENTS | | | | | | | | | |
|-----------------------------------|------|------|-----|------|------|------|------|------|------|
| based on 54" solid | | | | | | | | | |
| Finished Width (includes returns) | 36" | 48" | 60" | 72" | 84" | 96" | 108" | 120" | 132" |
| Fabric yardage | 4 | 4 | 4 | 4.75 | 4.75 | 4.75 | 5.75 | 5.75 | 5.75 |
| COM trim yardage | 4.25 | 4.75 | 5 | 5.25 | 5.75 | 6 | 6.25 | 6.75 | 7 |

KINGSTON VALANCE
Lined only. Shipped loose with tack strip, ready to mount on board. Board mount surcharge recommended for best finished look. Self-faced at bottom 6". Maximum drop is 22". Swoops are approx. 22" apart.

PRICE CHART

T4 include returns

REQUIRED INFORMATION

✓

Product name

✓

Fabric information

✓

Quantity

✓

Face width

✓

Returns

✓

Length

✓

Lining pattern and color



OPTIONS

SURCHARGE

* Horizontal COM Trim Bottom.....T10

* Horizontal Band (up to 4").....T9

* Horizontal Cord Top.....T9

* Horizontal Cord Bottom.....T12

* Contrast Facing.....No Surcharge

* Mount on Fabric Covered Board up to 6" depth.....**Y1 per ft

* Interlined.....T11

* Special Hand Sewing.....Z3

| C.O.M. YARDAGE REQUIREMENTS | | | | | | | | | |
|--|------|------|------|------|------|------|------|-------|-------|
| based on 54" solids | | | | | | | | | |
| Finished Width (includes returns) | 36" | 48" | 60" | 72" | 84" | 96" | 108" | 120" | 132" |
| Number of Swoops | 2 | 2 | 3 | 3 | 4 | 4 | 5 | 5 | 6 |
| Fabric yardage | 3.25 | 4.75 | 6.25 | 6.25 | 7.75 | 9.25 | 9.25 | 10.75 | 12.25 |
| C.O.M. trim yardage | 3 | 4.5 | 6 | 6 | 7.5 | 9 | 9 | 10.5 | 12 |
| Band yardage | 0.5 | 1 | 1 | 1 | 1.25 | 1.5 | 1.5 | 1.75 | 2 |
| Cord yardage | 0.5 | 0.75 | 0.75 | 0.75 | 1 | 1 | 1 | 1.25 | 1.5 |
| Contrast facing yardage | 0.75 | 1 | 1.25 | 1.25 | 1.5 | 2 | 2 | 2 | 2.25 |
| **Boards selected as Y1 surcharge are fabric covered at no additional cost | | | | | | | | | |

KINGSTON VALANCE WITH TAILS
Lined only. Shipped loose with tack strip, ready to mount on board. Board mount surcharge recommended for best finished look. Self-faced at bottom 6". Maximum drop is of swoop is 22", maximum length of tail is 50". Swoops are approx. 22" apart. Tails self-lined. If contrast facing requested, the tails will also be contrast lined.

PRICE CHART

T4 include returns

REQUIRED INFORMATION

✓

Product name

✓

Fabric information

✓

Quantity

✓

Face width

✓

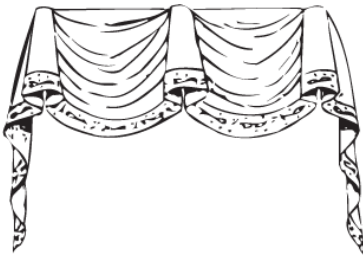
Returns

✓

Length

✓

Lining pattern and color



OPTIONS

SURCHARGE

* Horizontal COM Trim Bottom.....T10

* Horizontal Band (up to 4").....T9

* Horizontal Cord Top.....T9

* Horizontal Cord Bottom.....T12

* Contrast Facing.....No Surcharge

* Mount on Fabric Covered Board up to 6" depth.....**Y1 per ft

* Interlined.....T11

* Special Hand Sewing.....Z3

| C.O.M. YARDAGE REQUIREMENTS | | | | | | | | | |
|--|------|------|------|------|-------|-------|-------|-------|------|
| based on 54" solids | | | | | | | | | |
| Finished Width (includes returns) | 36" | 48" | 60" | 72" | 84" | 96" | 108" | 120" | 132" |
| Number of Swoops | 2 | 2 | 3 | 3 | 4 | 4 | 5 | 5 | 6 |
| Fabric yardage | 6.25 | 7.75 | 9.25 | 9.25 | 10.75 | 12.25 | 12.25 | 13.75 | 15.5 |
| C.O.M. trim yardage | 3 | 4.5 | 6 | 6 | 7.5 | 9 | 9 | 10.5 | 12 |
| Band yardage | 0.5 | 1 | 1 | 1 | 1.25 | 1.5 | 1.5 | 1.75 | 2 |
| Cord yardage | 0.5 | 0.75 | 0.75 | 0.75 | 1 | 1 | 1 | 1.25 | 1.5 |
| Contrast facing yardage (includes contrast tails) | 3.75 | 4 | 4.25 | 4.25 | 4.5 | 4.75 | 4.75 | 5 | 5.25 |
| **Boards selected as Y1 surcharge are fabric covered at no additional cost | | | | | | | | | |

EMPIRE VALANCE
Lined only. Shipped loose with tack strip, ready to mount on board. Board mount surcharge recommended for best finished look. Self-faced at bottom 6". Maximum drop is 22". Swoops are approx. 22" apart.

PRICE CHART

T4 include returns

REQUIRED INFORMATION

✓

Product name

✓

Fabric information

✓

Quantity

✓

Face width

✓

Returns

✓

Length

✓

Lining pattern and color



OPTIONS

SURCHARGE

* Horizontal COM Trim Bottom.....T10

* Horizontal Band (up to 4").....T9

* Horizontal Cord Top.....T9

* Horizontal Cord Bottom.....T12

* Contrast Facing.....No Surcharge

* Mount on Fabric Covered Board up to 6" depth.....**Y1 per ft

* Interlined.....T11

* Special Hand Sewing.....Z3

| C.O.M. YARDAGE REQUIREMENTS | | | | | | | | | |
|--|------|------|------|------|------|------|------|-------|-------|
| based on 54" solids | | | | | | | | | |
| Finished Width (includes returns) | 36" | 48" | 60" | 72" | 84" | 96" | 108" | 120" | 132" |
| Number of Swoops | 2 | 2 | 3 | 3 | 4 | 4 | 5 | 5 | 6 |
| Fabric yardage | 3.25 | 4.75 | 6.25 | 6.25 | 7.75 | 9.25 | 9.25 | 10.75 | 12.25 |
| C.O.M. trim yardage | 3 | 4.5 | 6 | 6 | 7.5 | 9 | 9 | 10.5 | 12 |
| Band yardage | 0.5 | 1 | 1 | 1 | 1.25 | 1.5 | 1.5 | 1.75 | 2 |
| Cord yardage | 0.5 | 0.75 | 0.75 | 0.75 | 1 | 1 | 1 | 1.25 | 1.5 |
| Contrast facing yardage | 0.75 | 1 | 1.25 | 1.25 | 1.5 | 2 | 2 | 2 | 2.25 |
| **Boards selected as Y1 surcharge are fabric covered at no additional cost | | | | | | | | | |

EMPIRE VALANCE WITH TAILS
Lined only. Shipped loose with tack strip, ready to mount on board. Board mount surcharge recommended for best finished look. Self-faced at bottom 6". Maximum drop is of swoop is 22", maximum length of tail is 50". Swoops are approx. 22" apart. Tails self-lined. If contrast facing requested, the tails will also be contrast lined.

PRICE CHART

T4 include returns

REQUIRED INFORMATION

✓

Product name

✓

Fabric information

✓

Quantity

✓

Face width

✓

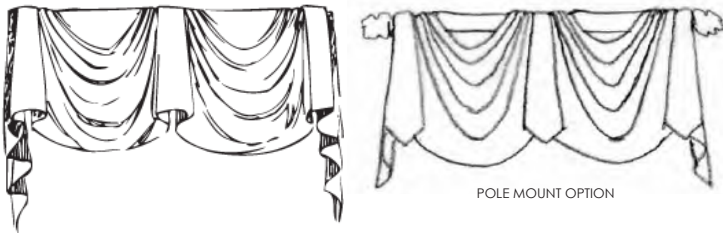
Returns

✓

Length

✓

Lining pattern and color



OPTIONS

SURCHARGE

* Horizontal COM Trim Bottom.....T10

* Horizontal Band (up to 4").....T9

* Horizontal Cord Top.....T9

* Horizontal Cord Bottom.....T12

* Contrast Facing.....No Surcharge

* Mount on Fabric Covered Board up to 6" depth.....**Y1 per ft

* Interlined.....T11

* Special Hand Sewing.....Z3

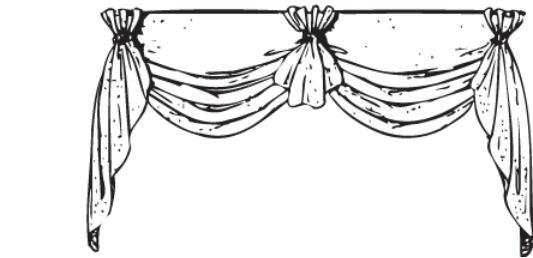
| C.O.M. YARDAGE REQUIREMENTS | | | | | | | | | |
|--|------|------|------|------|-------|-------|-------|-------|------|
| based on 54" solids | | | | | | | | | |
| Finished Width (includes returns) | 36" | 48" | 60" | 72" | 84" | 96" | 108" | 120" | 132" |
| Number of Swoops | 2 | 2 | 3 | 3 | 4 | 4 | 5 | 5 | 6 |
| Fabric yardage | 6.25 | 7.75 | 9.25 | 9.25 | 10.75 | 12.25 | 12.25 | 13.75 | 15.5 |
| C.O.M. trim yardage | 3 | 4.5 | 6 | 6 | 7.5 | 9 | 9 | 10.5 | 12 |
| Band yardage | 0.5 | 1 | 1 | 1 | 1.25 | 1.5 | 1.5 | 1.75 | 2 |
| Cord yardage | 0.5 | 0.75 | 0.75 | 0.75 | 1 | 1 | 1 | 1.25 | 1.5 |
| Contrast facing yardage (includes contrast tails) | 3.75 | 4 | 4.25 | 4.25 | 4.5 | 4.75 | 4.75 | 5 | 5.25 |
| **Boards selected as Y1 surcharge are fabric covered at no additional cost | | | | | | | | | |

MURPHY VALANCE
Lined only. Shipped loose with tack strip, ready to mount on board. Board mount surcharge recommended for best finished look. Self-faced at bottom 6". Maximum drop of swoop is 22", maximum length of tails is 36". Swags are 18" to 28" wide. Tails and jabot are self-lined.

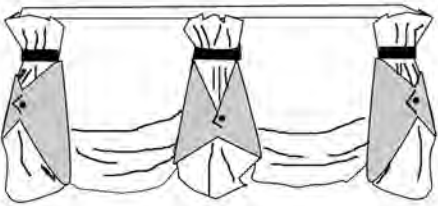
PRICE CHART
T5 include returns

| REQUIRED INFORMATION | |
|----------------------|--------------------------|
| ✓ | Product name |
| ✓ | Fabric information |
| ✓ | Quantity |
| ✓ | Face width |
| ✓ | Returns |
| ✓ | Length |
| ✓ | Lining pattern and color |

| OPTIONS | SURCHARGE |
|--|--------------|
| * Horizontal COM Trim..... | T10 |
| * Contrast Line Tails + Jabot..... | No Surcharge |
| * Mount on Fabric Covered Board up to 6" depth.... | Y1 per ft |
| * Interlined..... | T11 |
| * Special Hand Sewing..... | Z3 |
| * Button Hole Each..... | Z1 |
| * Button Each..... | Z1 |



BUTTON BACK JABOT
*Z1 Button
*Z1 Button Hole



NO TAILS WITH BUTTON
BACK OPTION

| C.O.M. YARDAGE REQUIREMENTS <small>based on 54" solids</small> | | | | | | | | | |
|---|-----|------|------|------|------|-------|-------|------|-------|
| Finished Width (includes returns) | 36" | 48" | 60" | 72" | 84" | 96" | 108" | 120" | 132" |
| Number of swags | 2 | 2 | 3 | 3 | 4 | 4 | 5 | 5 | 6 |
| Fabric yardage | 8 | 8.75 | 11 | 11.5 | 13.5 | 14.25 | 16.25 | 17 | 17 |
| C.O.M. trim yardage | 5 | 5 | 6.75 | 6.75 | 8.5 | 8.5 | 10.5 | 10.5 | 12.25 |
| Contrast fabric (tails and jabots) | 3 | 3 | 3.75 | 3.75 | 4.5 | 4.5 | 5.25 | 5.25 | 6 |
| **Boards selected as Y1 are fabric covered at no additional cost | | | | | | | | | |

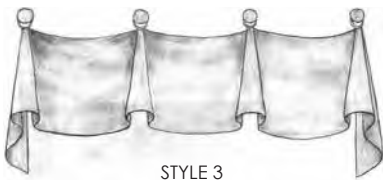
FLAT EMPIRE WITH BELLS & SWOOPS - SELECT LOOP STYLE Z1 OR BOARD MOUNT STYLE Y1
Lined only. **Style 1** is made with a cutout top and loops or rings for attaching to medallions or to hand on a pole. **Style 2** is made with a straight top and tack strip ready to mount on your board. Maximum length is 20". Scallops are approx. 15" to 20" wide. Self-faced at bottom. Also available with tails up to 36" length at no charge (see style 3).



STYLE 1



STYLE 2



STYLE 3

PRICE CHART
Loop or ring option: T7 include returns + Z1 per loop or ring
Board mount option: T7 include returns + Y1 (if we mount)


| REQUIRED INFORMATION | |
|----------------------|-----------------------------------|
| ✓ | Product name |
| ✓ | Fabric information |
| ✓ | Quantity |
| ✓ | Face width of board is applicable |
| ✓ | Returns |
| ✓ | Finished Length |
| ✓ | Lining pattern and color |
| ✓ | Style 1, 2 or 3 |

| C.O.M. YARDAGE REQUIREMENTS <small>based on 54" solids</small> | | | | | | | | | |
|---|-----|------|------|-----|-----|------|------|------|------|
| Finished Width | 36" | 48" | 60" | 72" | 84" | 96" | 108" | 120" | 132" |
| Fabric yardage - Style 1&2 | 2 | 3 | 3 | 4 | 4 | 5 | 5 | 6 | 7 |
| Fabric yardage - Style 3 | 3 | 4 | 4 | 5 | 5 | 6 | 6 | 7 | 8 |
| Cord yardage | 0.5 | 0.75 | 0.75 | 1 | 1 | 1.25 | 1.25 | 1.5 | 1.5 |
| C.O.M. trim | 3 | 3 | 4.5 | 4.5 | 6 | 6 | 6 | 7.5 | 7.5 |
| **Boards selected as Y1 surcharge are fabric covered at no additional cost | | | | | | | | | |

THROW SWAG
This treatment is one width of fabric railroaded to desired finished length. Ends are tapered with a 6" facing unless otherwise specified. Taper is 15". Finished length formula: Rod width + long point of each cascade + 12" for each swoop + 4" for each wrap on the rod. Maximum length is 288".

PRICE CHART
54" Goods
D1 - Unlined Throw Swag (use 1 width unlined)
D1 - Lined Throw Swag (use 1 width lined)
D1 - Self-lined or Contrast Lined Throw Swag (use 2 widths unlined)

| REQUIRED INFORMATION | |
|----------------------|--------------------------|
| ✓ | Product name |
| ✓ | Fabric information |
| ✓ | Quantity |
| ✓ | Finished Length |
| ✓ | Lining pattern and color |



| OPTIONS | SURCHARGE |
|---|-----------|
| * Vertical COM Trim (total length of throw swag)..... | D9 |
| * Horizontal COM Trim (per angled end)..... | D5 |
| * Vertical Cord (total length of throw swag)..... | D8 |
| * Horizontal Cord (per angled end)..... | D6 |
| * Interlined..... | D7 |

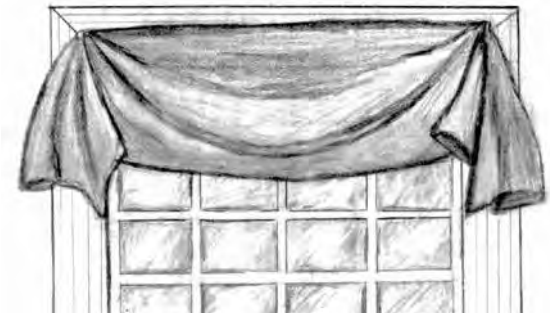
| C.O.M. YARDAGE REQUIREMENTS <small>based on 54" solids</small> | | | | | | | |
|---|------|------|------|-------|-------|-------|-------|
| * Yardage based on one width | | | | | | | |
| Finished Length | 72" | 108" | 144" | 180" | 216" | 252" | 288" |
| Face fabric yardage(if unlined or lined in lining) | 2.5 | 3.5 | 4.5 | 5.5 | 6.5 | 7.5 | 8.5 |
| Fabric yardage (if self-lined) | 4.25 | 6.25 | 8.25 | 10.25 | 12.25 | 14.25 | 16.25 |
| Vertical cord yardage | 0.5 | 0.5 | 0.75 | 1 | 1 | 1.25 | 1.5 |
| Horizontal cord yardage | 0.5 | 0.5 | 0.5 | 0.5 | 0.5 | 0.5 | 0.5 |
| Vertical C.O.M. trim | 2 | 3 | 4 | 5 | 6 | 7 | 8 |
| Horizontal C.O.M. trim | 3.5 | 3.5 | 3.5 | 3.5 | 3.5 | 3.5 | 3.5 |

HANDKERCHIEF VALANCE
Self-lined only. Mounted on 1x2 fabric covered board if no board depth is given. Maximum length is 20". Railroaded only. Not suitable for obvious vertical pattern. Style 1 will be made if no style is specified.

PRICE CHART
T7 include returns

REQUIRED INFORMATION

- ✓ Product name
- ✓ Fabric information
- ✓ Quantity
- ✓ Face width of board
- ✓ Returns
- ✓ Length
- ✓ Lining pattern and color
- ✓ Style 1 or 2



STYLE 1



STYLE 2

OPTIONS
* Mount on Fabric Covered Board - Depths over 2" up to 6" ... **Y1 per ft
* Interlined.....T11
* Special Hand Sewing.....Z3

SURCHARGE

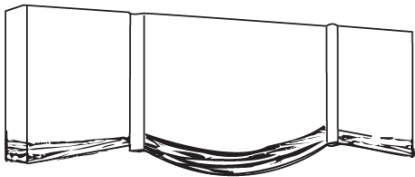
| C.O.M. YARDAGE REQUIREMENTS based on 54" solids | | | | | | | | | |
|--|-----|------|------|-----|------|------|------|------|-------|
| Finished Width (includes returns) | 36" | 48" | 60" | 72" | 84" | 96" | 108" | 120" | 132" |
| Fabric yardage Railroaded | 5 | 5.75 | 6.25 | 7 | 7.75 | 8.25 | 9 | 9.75 | 10.25 |
| **Boards selected as Y1 surcharge are fabric covered at no additional cost | | | | | | | | | |

FLAT TACKED UP VALANCE
Lined only. Mounted on 1x2 fabric covered board if no board depth is given. Board will have wood leg returns. Boards over 2" depth must include wood leg returns when calculating cost for board mount (refer to Boxed Swag with Cascades Treatment page). Maximum length 20" at longest point. Short point is 3" to 5" less than long point. Bands are 2" wide. Not available with trim or cord at bottom.

PRICE CHART
T8 + G1 Include returns

REQUIRED INFORMATION

- ✓ Product name
- ✓ Fabric information
- ✓ Quantity
- ✓ Finished Length
- ✓ Face width of board
- ✓ Returns
- ✓ Length
- ✓ Lining pattern and color



OPTIONS
* Horizontal Cord (top only).....T9
* Horizontal COM Trim (top only).....T10
* Mount on Fabric Covered Board - Depths over 2" up to 6" ..**Y1 per ft
* Interlined.....T11
* Special Hand Sewing.....Z3

SURCHARGE

Truck shipment may be required if total length and girth exceed 120"

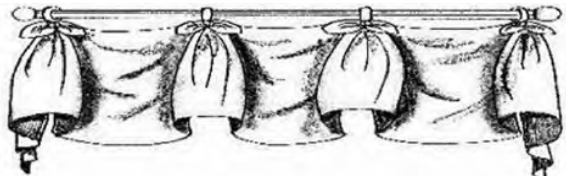
| Finished Width (includes returns) | 36" | 48" | 60" | 72" | 84" | 96" | 108" | 120" | 132" |
|--|------|------|------|------|------|------|------|------|------|
| Fabric yardage | 1.75 | 1.75 | 3.25 | 3.25 | 3.25 | 3.25 | 5 | 5 | 5 |
| Cord yardage (top only) | .5 | .5 | .5 | .5 | .75 | .75 | .75 | 1 | 1 |
| Accent Ties (pair) | .75 | .75 | .75 | .75 | .75 | .75 | .75 | .75 | .75 |
| Horizontal C.O.M. Trim (top only) | 1.25 | 1.5 | 2 | 2.25 | 2.5 | 3 | 3.25 | 3.5 | 4 |
| **Boards selected as Y1 surcharge are fabric covered at no additional cost | | | | | | | | | |

KATHY VALANCE WITH TAILS
Lined only. Shipped loose ready to mount on rings. Self-faced at bottom. Maximum drop of swoop is 22", maximum length of tail is 32". Swoops are approx. 12 to 15" apart. Bells and tails each have a tie for a casual look.

PRICE CHART
T4 Include returns

REQUIRED INFORMATION

- ✓ Product name
- ✓ Fabric information
- ✓ Quantity
- ✓ Face width
- ✓ Returns
- ✓ Length
- ✓ Lining pattern and color



OPTIONS
* Horizontal COM Trim (top only).....T10
* Horizontal Band (up to 4").....T9
* Horizontal Cord Bottom.....T12
* Contrast Facing.....No surcharge
* Mount on Fabric Covered Board up to 6" depth..... **Y1 per ft
* Interlined.....T11
* Special Hand Sewing.....Z3

SURCHARGE

| C.O.M. YARDAGE REQUIREMENTS based on 54" solids | | | | | | | | | |
|--|------|------|------|------|-------|-------|-------|-------|------|
| Finished Width (includes returns) | 36" | 48" | 60" | 72" | 84" | 96" | 108" | 120" | 132" |
| Number of swoops | 3 | 4 | 4 | 5 | 6 | 7 | 8 | 9 | 9 |
| Fabric yardage | 6.25 | 7.75 | 9.25 | 9.25 | 10.75 | 12.25 | 12.25 | 13.75 | 15.5 |
| C.O.M. trim yardage | 3 | 4.5 | 6 | 6 | 7.5 | 9 | 9 | 10.5 | 12 |
| Fabric for ties | .50 | 1 | 1 | 1 | 1.25 | 1.5 | 1.5 | 1.75 | 2 |
| Cord yardage | .50 | .75 | .75 | .75 | 1 | 1 | 1 | 1.25 | 1.5 |
| Contrast facing yardage (includes contrast tails) | 1.5 | 1.75 | 1.75 | 2 | 2.25 | 2.5 | 2.75 | 3 | 3.25 |

JoAnne Valance
Lined only. Shipped loose ready to mount on rings. Self-faced at bottom. Maximum drop of swoop is 22". Swoops are approx. 10 to 12" apart.

PRICE CHART
T4 Include returns + Z1 per button

REQUIRED INFORMATION

- ✓ Product name
- ✓ Fabric information
- ✓ Quantity
- ✓ Face width
- ✓ Returns
- ✓ Length
- ✓ Lining pattern and color

OPTIONS
* Horizontal COM Trim (top only).....T10
* Horizontal Band (up to 4").....T9
* Horizontal Cord Bottom.....T12
* Contrast Facing.....No surcharge
* Mount on Fabric Covered Board up to 6" depth..... **Y1 per ft
* Interlined.....T11
* Special Hand Sewing.....Z3

SURCHARGE

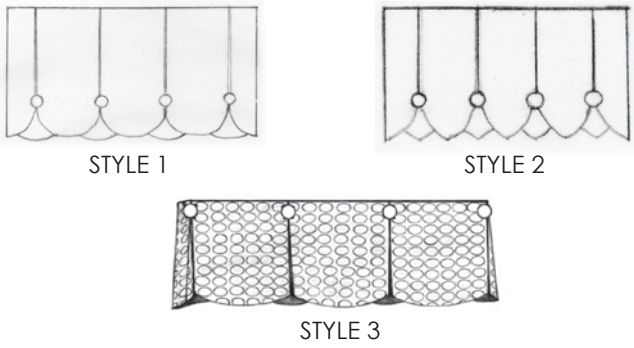
| C.O.M. YARDAGE REQUIREMENTS based on 54" solids | | | | | | | | | |
|--|------|------|------|------|------|------|------|-------|-------|
| Finished Width (includes returns) | 36" | 48" | 60" | 72" | 84" | 96" | 108" | 120" | 132" |
| Number of swoops | 3 | 4 | 5 | 6 | 7 | 8 | 9 | 10 | 11 |
| Fabric yardage | 3.25 | 4.75 | 6.25 | 6.25 | 7.75 | 9.25 | 9.25 | 10.75 | 12.25 |
| C.O.M. trim yardage | 3 | 4.5 | 6 | 6 | 7.5 | 9 | 9 | 10.5 | 12 |
| Cord yardage | .50 | .75 | .75 | .75 | 1 | 1 | 1 | 1.25 | 1.5 |
| Contrast facing yardage | .75 | 1 | 1.25 | 1.25 | 1.5 | 2 | 2 | 2 | 2.25 |
| **Boards selected as Y1 surcharge are fabric covered at no additional cost | | | | | | | | | |



DOUBLE LAYER SCALLOP VALANCE
Both layers self-lined. Shipped loose with tack strip ready to mount on board. Board mount surcharge recommended for best finished look. Maximum length 20" at longest point. Scallops approx. 11-12" wide. Side scallops each 3.5" wide on face of valance. Hems are pillowcased. Approx. button size 1" unless specified otherwise. Covered buttons setup approx. 6-7" from bottom edge.

PRICE CHART
T7 Top layer - include returns + T12 bottom layer + Z1 per button

- REQUIRED INFORMATION**
- ✓ Product name
 - ✓ Fabric information
 - ✓ Covered button fabric information
 - ✓ Quantity
 - ✓ Face width of board
 - ✓ Returns
 - ✓ Length
 - ✓ Lining pattern and color



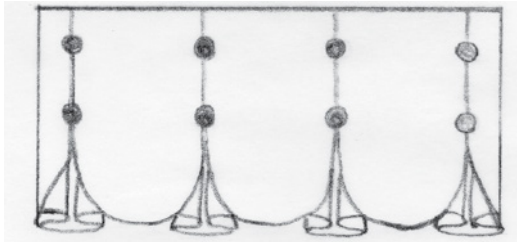
- | | |
|---|------------------|
| OPTIONS | SURCHARGE |
| * Horizontal COM Trim Top..... | T10 |
| * Horizontal Cord Top..... | T9 |
| * Mount on Fabric Covered Board up to 6" depth..... | **Y1 per ft |
| * Interlined..... | T11 |
| * Special Hand Sewing..... | Z3 |

| C.O.M. YARDAGE REQUIREMENTS <small>based on 54" solids</small> | | | | | | | | | |
|---|------|------|------|-----|------|------|------|------|------|
| Finished Width (includes returns) | 36" | 48" | 60" | 72" | 84" | 96" | 108" | 120" | 132" |
| Number center scallops | 2 | 3 | 4 | 5 | 6 | 7 | 8 | 9 | 10 |
| Fabric yardage top layer | 1.25 | 2 | 2 | 2.5 | 2.5 | 3.25 | 3.25 | 3.75 | 3.75 |
| Fabric yardage bottom layer | 1.25 | 2 | 2 | 2.5 | 2.5 | 3.25 | 3.25 | 3.75 | 3.75 |
| C.O.M. trim yardage top | 1.25 | 1.75 | 2.25 | 2.5 | 2.75 | 3.25 | 3.5 | 3.75 | 4 |
| Cord yardage top | .50 | .50 | .50 | .75 | .75 | .75 | 1 | 1 | 1 |
| Covered button yardage | .25 | .25 | .25 | .25 | .25 | .50 | .50 | .50 | .50 |
| **Boards selected as Y1 surcharge are fabric covered at no additional cost | | | | | | | | | |

SCALLOP VALANCE WITH KICK PLEATS
Self or contrast lined only. Shipped loose with tack strip ready to mount on fabric board. Board mount surcharge recommended for best finished look. Bottom gussets self lined or contrast lined in top layer of fabric. Scallop layer maximum length 20". Gussets maximum length 22". Center scallops approx. 11-12" wide. Side scallops each 3.5" wide on face of valance. Hems are pillowcased. Approx. button size 1" unless specified otherwise. Covered buttons set down in approx. 4" increments from top edge of valance.

PRICE CHART
T5 Include returns. When using two fabrics, use the higher fabric price code + Z1 per button

- REQUIRED INFORMATION**
- ✓ Product name
 - ✓ Fabric information
 - ✓ Covered button fabric information
 - ✓ Quantity
 - ✓ Face width of board
 - ✓ Returns
 - ✓ Length
 - ✓ Lining pattern and color



- | | |
|---|------------------|
| OPTIONS | SURCHARGE |
| * Horizontal COM Trim Top..... | T10 |
| * Horizontal Cord Top..... | T9 |
| * Mount on Fabric Covered Board up to 6" depth..... | **Y1 per ft |
| * Interlined..... | T11 |
| * Special Hand Sewing..... | Z3 |

| C.O.M. YARDAGE REQUIREMENTS <small>based on 54" solids</small> | | | | | | | | | |
|---|------|------|------|-----|------|------|------|------|------|
| Finished Width (includes returns) | 36" | 48" | 60" | 72" | 84" | 96" | 108" | 120" | 132" |
| Number Center Scallops | 2 | 3 | 4 | 5 | 6 | 7 | 8 | 9 | 10 |
| Fabric yardage scallop layer | 2 | 2.75 | 3.25 | 4 | 4.75 | 5.5 | 6.25 | 7 | 7.75 |
| Fabric yardage gussets (self lined) | 2.25 | 3 | 3.75 | 4.5 | 5.25 | 6 | 6.75 | 7.5 | 8.25 |
| C.O.M. trim yardage top | 1.25 | 1.75 | 2.25 | 2.5 | 2.75 | 3.25 | 3.5 | 3.75 | 4 |
| Cord yardage top | .50 | .50 | .50 | .75 | .75 | .75 | 1 | 1 | 1 |
| Covered button yardage | .25 | .25 | .50 | .50 | .50 | .75 | .75 | 1 | 1 |
| **Boards selected as Y1 surcharge are fabric covered at no additional cost | | | | | | | | | |

MAGGIE VALANCE
Self or contrast lined only. Shipped loose with tack strip ready to mount on fabric board. Board mount surcharge recommended for best finished look. Bottom gussets self lined or contrast lined in top layer of fabric. Scallop layer maximum length 20". Gussets maximum length 22". Hems are pillowcased.




PRICE CHART
T5 Include returns. When using two fabrics, use the higher fabric price code.

- REQUIRED INFORMATION**
- ✓ Product name
 - ✓ Fabric information
 - ✓ Covered button fabric information
 - ✓ Quantity
 - ✓ Face width of board
 - ✓ Returns
 - ✓ Length
 - ✓ Lining pattern and color

- | | |
|---|------------------|
| OPTIONS | SURCHARGE |
| * Horizontal COM Trim Top..... | T10 |
| * Horizontal Cord Top..... | T9 |
| * Mount on Fabric Covered Board up to 6" depth..... | **Y1 per ft |
| * Interlined..... | T11 |
| * Special Hand Sewing..... | Z3 |
| * Buttons..... | Z1 |

| C.O.M. YARDAGE REQUIREMENTS <small>based on 54" solids</small> | | | | | | | | | |
|---|------|------|------|-----|------|------|------|------|------|
| Finished Width (includes returns) | 36" | 48" | 60" | 72" | 84" | 96" | 108" | 120" | 132" |
| Number center scallops | 1 | 1 | 1 | 2 | 2 | 2 | 2 | 3 | 3 |
| Fabric yardage scallop layer | 2 | 2.75 | 3.25 | 4 | 4.75 | 5.5 | 6.25 | 7 | 7.75 |
| Fabric yardage gussets (self lined) | 2.25 | 3 | 3.75 | 4.5 | 5.25 | 6 | 6.75 | 7.5 | 8.25 |
| C.O.M. trim yardage top | 1.25 | 1.75 | 2.25 | 2.5 | 2.75 | 3.25 | 3.5 | 3.75 | 4 |
| Cord yardage top | .50 | .50 | .50 | .75 | .75 | .75 | 1 | 1 | 1 |
| Covered button yardage | .25 | .25 | .50 | .50 | .50 | .75 | .75 | 1 | 1 |
| **Boards selected as Y1 surcharge are fabric covered at no additional cost | | | | | | | | | |

SHAPED INVERTED OFFSET PLEATED VALANCE
Lined only. Shipped loose with tack strip ready to mount on board. Board mount surcharge recommended for best finished look. Maximum length is 22" at longest point. Short point approx. 1-2" shorter than long point. Self faced at bottom 4".



PRICE CHART
T7 + T10 Include Returns

- REQUIRED INFORMATION**
- ✓ Product name
 - ✓ Fabric information
 - ✓ Quantity
 - ✓ Face width of board
 - ✓ Returns
 - ✓ Length
 - ✓ Lining pattern and color

- | | |
|---|------------------|
| OPTIONS | SURCHARGE |
| * Horizontal COM Trim Top..... | T10 |
| * Horizontal Band (up to 4") (top or bottom)..... | T9 |
| * Horizontal Cord Top..... | T9 |
| * Mount on Fabric Covered Board up to 6" depth..... | **Y1 per ft |
| * Interlined..... | T11 |
| * Special Hand Sewing..... | Z3 |

| C.O.M. YARDAGE REQUIREMENTS <small>based on 54" solids</small> | | | | |
|---|-----|-----|-----|------|
| Finished Width (includes returns) | 36" | 48" | 60" | 72" |
| Fabric yardage | 2 | 2 | 3 | 3 |
| C.O.M. trim yardage top only | 1 | 1.5 | 2 | 2.25 |
| Cord yardage top only | .50 | .50 | .50 | .50 |
| Band yardage top only | .50 | .50 | .75 | .75 |
| **Boards selected as Y1 surcharge are fabric covered at no additional cost | | | | |

SHAPED LAYERED VALANCE WITH JABOTS

Valance is contrast or self lined. Shipped loose. Board mount surcharge recommended for best finished look. Length is determined by the install. Maximum length of valance is 40" and ready to wrap over the pole and hang at your desired length. Center accent jabot maximum length of 54" and warps over the pole as well. Side pleat jabots are maximum length of 32" and have a tack strip.*NOTE: No center jabot on spans 48" wide or smaller.

PRICE CHART

T8

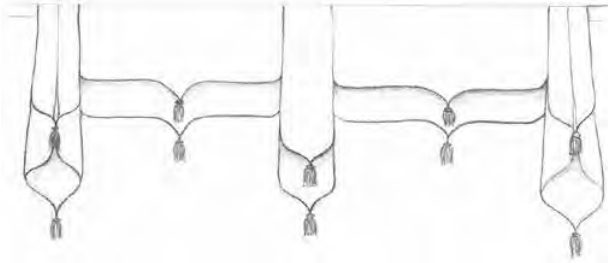
REQUIRED INFORMATION

- ✓ Product name
- ✓ Fabric information
- ✓ Quantity
- ✓ Face of Rod
- ✓ Length of Valance
- ✓ Length of Side Pleat Jabot
- ✓ Length of Center Jabot is applicable

OPTIONS

* Sew on COM Tassels Each.....Z1

SURCHARGE



C.O.M. YARDAGE REQUIREMENTS
Based on 54" Solids

| Face Width | 36" | 48" | 60" | 72" | 84" | 96" | 108" | 120" | 132" |
|--------------------------|------|------|------|------|------|------|------|------|------|
| Number of Flat Valances | 1 | 1 | 2 | 2 | 2 | 2 | 3 | 3 | 3 |
| Fabric Yardage Face Side | 2.25 | 2.25 | 4.25 | 4.25 | 4.25 | 5.75 | 5.75 | 6.25 | 7 |
| Fabric Yardage Back Side | 2.25 | 2.25 | 4.25 | 4.25 | 4.25 | 5.75 | 5.75 | 6.25 | 7 |

LORIMER VALANCE

Valance is lined. Pelmets and tails are self or contrast lined. Maximum length of valance is 22". Maximum length of tails is 36". Valance is shipped loose with a tack strip ready to mount on board. Board mount surcharge recommended for best finished look.

PRICE CHART

T8

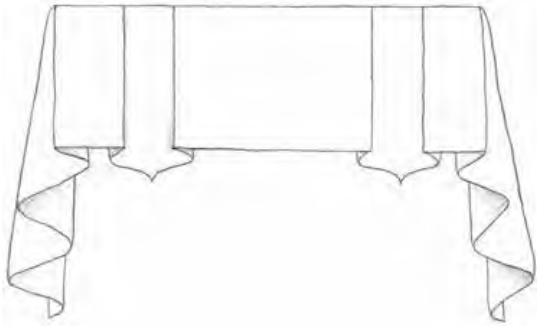
REQUIRED INFORMATION

- ✓ Product name
- ✓ Fabric information
- ✓ Quantity
- ✓ Face Width of Board
- ✓ Returns
- ✓ Long Point
- ✓ Short Point
- ✓ Lining Pattern and Color

OPTIONS

* Horizontal Cord (Top Only).....T9
* Horizontal Band Top (up to 4").....T9
* Mount on Fabric Covered Board up to 6" depth.....**Y1 per ft
* Buttons.....Z1
* Interlined.....T11
* Special Hand Sewing.....Z3
* Sew on COM Tassels.....Z1

SURCHARGE



C.O.M. YARDAGE REQUIREMENTS - BASED ON 54" SOLIDS

| Finished Width (includes returns) | 36" | 48" | 60" | 72" | 84" | 96" | 108" | 120" | 132" |
|--|-----|------|------|------|------|-----|------|------|------|
| Fabric Yardage | 3 | 4.25 | 4.25 | 5.75 | 5.75 | 7 | 7 | 8.5 | 8.5 |
| Cord Yardage top only | .5 | .5 | .5 | .5 | .75 | .75 | .75 | 1 | 1 |
| Band Yardage top | .5 | .75 | .75 | .75 | 1 | 1 | 1.25 | 1.5 | 1.75 |
| Band Yardage Bottom | 1.5 | 2 | 2 | 2.75 | 2.75 | 3.5 | 3.5 | 4 | 4.75 |
| **Boards selected as Y1 surcharge are fabric covered at no additional cost | | | | | | | | | |

COCO VALANCE

Tailored lined flat valance shipped loose ready to mount. Board mount surcharge recommended for best finished look. Bottom is self or contrast faced. Maximum length of swoop is 26". Maximum width between bells approx. 24".

PRICE CHART

T7


REQUIRED INFORMATION

- ✓ Product name
- ✓ Fabric information
- ✓ Quantity
- ✓ Face Width of Board
- ✓ Returns
- ✓ Length
- ✓ Lining Pattern and Color

OPTIONS

* Horizontal COM Trim.....T10
* Mount on Fabric Covered Board up to 6" depth.....**Y1 per ft

SURCHARGE



C.O.M. YARDAGE REQUIREMENTS

based on 54" solid

| Finished Width | 36" | 48" | 60" | 72" | 84" | 96" | 108" | 120" | 132" |
|---|-----|------|------|-----|-----|------|------|------|------|
| Number of swoops | 1 | 1 | 2 | 2 | 3 | 3 | 4 | 4 | 5 |
| Fabric yardage | 3 | 4 | 4 | 5 | 5 | 6 | 6 | 7 | 8 |
| Cord yardage | 0.5 | 0.75 | 0.75 | 1 | 1 | 1.25 | 1.25 | 1.5 | 1.5 |
| COM trim yardage | 3 | 3 | 4.5 | 4.5 | 6 | 6 | 6 | 7.5 | 7.5 |
| **Boards selected as Y1 surcharge are fabric covered at no additional cost. | | | | | | | | | |

CLUSTER SHIRRED GRADUATED VALANCE

Lined only. Shipped loose with tack strip ready to mount on board. Board mount surcharge recommended for best finished look. Maximum long point is 36". Shirred sections are approx. 6-12" wide. Self faced at bottom.

PRICE CHART

T8 Include Returns


REQUIRED INFORMATION

- ✓ Product name
- ✓ Fabric information
- ✓ Quantity
- ✓ Face Width of Board
- ✓ Returns
- ✓ Long Point
- ✓ Short Point
- ✓ Lining Pattern and Color

OPTIONS

- * Horizontal Cord.....T12
- * Horizontal Band Top (up to 4").....T9
- * Mount on Fabric Covered Board up to 6" depth.....**Y1 per ft
- * Special Hand Sewing.....Z3

SURCHARGE



C.O.M. YARDAGE REQUIREMENTS
based on 54" solids

| Finished Width (includes returns) | 36" | 48" | 60" | 72" | 84" | 96" | 108" | 120" | 132" |
|-----------------------------------|-----|------|------|------|------|-----|------|------|------|
| Fabric yardage | 3 | 4.25 | 4.25 | 5.75 | 5.75 | 7 | 7 | 8.5 | 8.5 |
| Cord yardage top | 0.5 | 0.5 | 0.75 | 0.75 | 1 | 1 | 1.25 | 1.25 | 1.25 |
| Band yardage bottom | 1.5 | 2 | 2 | 2.75 | 2.75 | 3.5 | 3.5 | 4 | 4.75 |

****Boards selected as Y1 surcharge are fabric covered at no additional cost**

CLUSTER PLEATED GRADUATED VALANCE

Lined only. Shipped loose with tack strip ready to mount on board. Board mount surcharge recommended for best finished look. Maximum long point is 36". Pleated sections are approx. 6-12" wide. Self faced at bottom.

PRICE CHART

T7


REQUIRED INFORMATION

- ✓ Product name
- ✓ Fabric information
- ✓ Quantity
- ✓ Face Width of Board
- ✓ Returns
- ✓ Long Point
- ✓ Short Point
- ✓ Lining Pattern and Color

OPTIONS

- * Horizontal Cord Top.....T9
- * Horizontal Cord Bottom.....T12
- * Horizontal Band (up to 4").....T9
- * Mount on Fabric Covered Board up to 6" depth.....**Y1 per ft
- * Over 36" Long.....T16
- * Special Hand Sewing.....F4

SURCHARGE



C.O.M. YARDAGE REQUIREMENTS
based on 54" solids

| Finished Width (includes returns) | 36" | 48" | 60" | 72" | 84" | 96" | 108" | 120" | 132" |
|-----------------------------------|-----|------|------|------|------|-----|------|------|------|
| Fabric yardage | 3 | 4.25 | 4.25 | 5.75 | 5.75 | 7 | 7 | 8.5 | 8.5 |
| Cord yardage top | 0.5 | 0.5 | 0.75 | 0.75 | 1 | 1 | 1.25 | 1.25 | 1.25 |
| Band yardage bottom | 1.5 | 2 | 2 | 2.75 | 2.75 | 3.5 | 3.5 | 4 | 4.75 |

****Boards selected as Y1 surcharge are fabric covered at no additional cost**

FLAT EMPIRE WITH CASCADES

Valance swoops are lined. Bells are self or contrast faced. Maximum length of swoop is 20". Maximum cascade length is 36". Scallops are approx. 15-20" wide. Made with tack strips ready to board mount. Board mount surcharge is recommended for best finished look.

PRICE CHART

T8 Include Returns

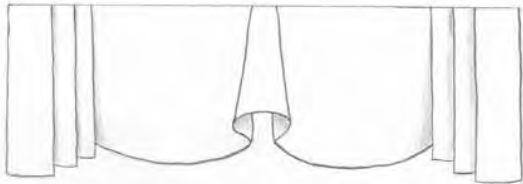
REQUIRED INFORMATION

- ✓ Product name
- ✓ Fabric information
- ✓ Quantity
- ✓ Face Width of Board
- ✓ Returns
- ✓ Long Point
- ✓ Short Point
- ✓ Lining Pattern and Color

OPTIONS

- * Horizontal Cord Top.....T9
- * Horizontal Band Top (up to 4").....T9
- * Horizontal Cord Bottom.....T12
- * Mount on Fabric Covered Board up to 6" depth.....**Y1 per ft
- * Interlined.....T11
- * Special Hand Sewing.....Z3

SURCHARGE



C.O.M. YARDAGE REQUIREMENTS
based on 54" solids

| Finished Width (includes returns) | 36" | 48" | 60" | 72" | 84" | 96" | 108" | 120" | 132" |
|-----------------------------------|-----|------|------|------|------|-----|------|------|------|
| Fabric yardage | 3 | 4.25 | 4.25 | 5.75 | 5.75 | 7 | 7 | 8.5 | 8.5 |
| Cord yardage top | 0.5 | 0.5 | 0.75 | 0.75 | 1 | 1 | 1.25 | 1.25 | 1.25 |
| Band yardage bottom | 1.5 | 2 | 2 | 2.75 | 2.75 | 3.5 | 3.5 | 4 | 4.75 |

****Boards selected as Y1 surcharge are fabric covered at no additional cost**

GIRARDEAU VALANCE

Valance sections are lined. Fan jabots and cascades are self or contrast lined. Shipped loose ready to mount on board. Board mount surcharge recommended for best finished look. Maximum long point is 36". Maximum drop is 22".

PRICE CHART

T4 Include Returns

REQUIRED INFORMATION

- ✓ Product name
- ✓ Fabric information
- ✓ Quantity
- ✓ Face Width
- ✓ Returns
- ✓ Length
- ✓ Lining Pattern and Color
- ✓ Style A or B

OPTIONS

- * Horizontal COM Trim Across Bottom.....T10
- * COM Trim Each Cascade.....T14
- * Horizontal Cord Top.....T9
- * Horizontal Cord Bottom.....T12
- * Contrast Facing.....No Surcharge
- * Mount on Fabric Covered Board up to 6" depth.....**Y1 per ft
- * Interlined.....T11
- * Special Hand Sewing.....Z3

SURCHARGE



STYLE A



STYLE B

C.O.M. YARDAGE REQUIREMENTS
Based on 54" Solids

| Finished Width (includes returns) | 36" | 48" | 60" | 72" | 84" | 96" | 108" | 120" | 132" |
|--|------|------|------|------|-------|-------|-------|-------|------|
| Number of Swoops | 2 | 2 | 2 | 2 | 3 | 3 | 4 | 4 | 5 |
| Fabric Yardage | 6.25 | 7.75 | 9.25 | 9.25 | 10.75 | 12.25 | 12.25 | 13.75 | 15.5 |
| COM Trim Ydg across Bottom | 4 | 4.5 | 5 | 6 | 6.5 | 7 | 8.5 | 9 | 11 |
| COM Trim Yardage each Cascade | 1.75 | 1.75 | 1.75 | 1.75 | 1.75 | 1.75 | 1.75 | 1.75 | 1.75 |
| Cord Yardage | 0.5 | 0.75 | 0.75 | 0.75 | 1 | 1 | 1 | 1.25 | 1.5 |
| Contrast facing yarage (includes contrast tails) | 3.75 | 4 | 4.25 | 4.25 | 4.5 | 4.75 | 4.75 | 5 | 5.25 |

****Boards selected as Y1 surcharge are fabric covered at no additional cost**

CLUSTER SIDE-SHIRRED GRADUATED VALANCE
Self or contrast lined only. Shipped loose with tac strip ready to mount on board. Board mount surcharge recommended for best finished look. Maximum long pint is 36". Shirred sections are approx. 6-12" wide.

PRICE CHART


T8 Include Returns

REQUIRED INFORMATION

- ✓ Product Name
- ✓ Fabric Information
- ✓ Quantity
- ✓ Face Width of Board
- ✓ Returns
- ✓ Long Point
- ✓ Short Point
- ✓ Lining Pattern and Color

OPTIONS SURCHARGE

- * Horizontal Cord Top.....T9
- * Horizontal Band Top (up to 4").....T9
- * Horizontal Cord Bottom.....T12
- * Mount on Fabric Covered Board up to 6" depth.....**Y1 per ft
- * Over 36" Drop.....T16
- * Horizontal Trim Bottom.....T9
- * Interlined.....T11
- * Special Hand Sewing.....Z3



C.O.M. YARDAGE REQUIREMENTS
based on 54" solids

| Finished Width (includes returns) | 36" | 48" | 60" | 72" | 84" | 96" | 108" | 120" | 132" |
|--|------|------|-----|------|------|-------|-------|------|------|
| Fabric yardage | 4.5 | 5.75 | 7 | 8.5 | 9.75 | 11.25 | 11.25 | 12.5 | 14 |
| Cord yardage top | .5 | .5 | .5 | .5 | .75 | .75 | .75 | 1 | 1 |
| Band yardage bottom | 1.5 | 2 | 2 | 2.75 | 2.75 | 3.5 | 3.5 | 4 | 4.75 |
| Trim yardage bottom | 3 | 3 | 4.5 | 4.5 | 6 | 6 | 6 | 7.5 | 7.5 |
| Trim yardage top | 1.25 | 1.5 | 2 | 2.25 | 2.5 | 3 | 3.25 | 3.5 | 4 |
| **Boards selected as Y1 surcharge are fabric covered at no additional cost | | | | | | | | | |

STAGECOACH VALANCE
Lined only. Mounted on 1 x 2 fabric covered board if no board depth is given. Maximum length 24". Maximum width is 96". Made as outside mount unless inside mount is specified. Outside mount valance will be made with a small fabric flap covering the board returns. A deduction will be made on inside mount unless specified otherwise. Only the fabric roll is self lined.

PRICE CHART

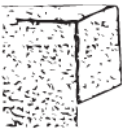
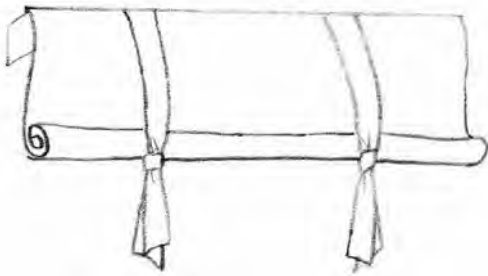
T8 + G1 per pair of ties

REQUIRED INFORMATION

- ✓ Product Name
- ✓ Fabric Information
- ✓ Quantity
- ✓ Face Width of Board
- ✓ Inside or Outside Mount
- ✓ Returns
- ✓ Finished Length
- ✓ Lining Pattern and Color

OPTIONS SURCHARGE

- * Horizontal COM Trim Top.....T10
- * Horizontal Cord Top.....T9
- * Horizontal Cord Bottom.....T12
- * Mount on fabric covered board depths over 2-6".....**Y1 per ft



Flat fabric flap on outside
mounted shades

C.O.M. YARDAGE REQUIREMENTS
based on 54" solids

| Finished Width | 36" | 48" | 60" | 72" | 84" | 96" |
|--|------|------|------|------|------|------|
| Fabric yardage | 1.75 | 1.75 | 3.5 | 3.5 | 3.5 | 3.5 |
| Trim yardage top only | 1.25 | 1.50 | 2.0 | 2.25 | 2.50 | 3.0 |
| Cord yardage top only | .50 | .50 | .50 | .50 | .50 | 1.0 |
| Accent ties (pair) | 1.25 | 1.25 | 1.25 | 1.25 | 1.25 | 1.25 |
| **Boards selected as Y1 surcharge are fabric covered at no additional cost | | | | | | |

GRADUATED CASCADE VALANCE
Lined only. Shipped loose with tack strip ready to mount on board. Board mount surcharge recommended for best finished look. Maximum long point is 36". Pleated sections are approx. 9-15" wide. Self-faced at bottom.

PRICE CHART

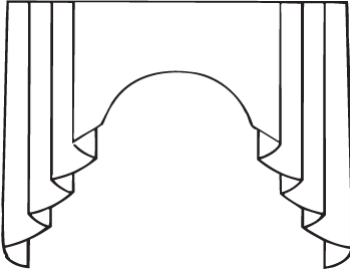
T8 Include Returns

REQUIRED INFORMATION

- ✓ Product Name
- ✓ Fabric Information
- ✓ Quantity
- ✓ Face Width of Board
- ✓ Returns
- ✓ Long Point
- ✓ Short Point
- ✓ Lining Pattern and Color

OPTIONS SURCHARGE

- * Horizontal Cord Top.....T9
- * Horizontal Band Top (up to 4").....T9
- * Horizontal Cord Bottom.....T12
- * Mount on Fabric Covered Board up to 6" depth.....**Y1 per ft
- * Special Hand Sewing.....Z3



C.O.M. YARDAGE REQUIREMENTS
based on 54" solids

| Finished Width (includes returns) | 36" | 48" | 60" | 72" | 84" | 96" | 108" | 120" | 132" |
|--|-----|-----|------|------|------|------|------|------|------|
| Fabric yardage | 3 | 3 | 4.25 | 4.25 | 5.75 | 5.75 | 5.75 | 7 | 7 |
| Cord yardage top only | .5 | .5 | .5 | .5 | .75 | .75 | .75 | 1 | 1 |
| Band yardage top | .5 | .5 | .75 | .75 | 1 | 1 | 1 | 1.25 | 1.25 |
| Band yardage bottom | 1.5 | 2 | 2 | 2.75 | 2.75 | 3.5 | 3.5 | 4 | 4.75 |
| **Boards selected as Y1 surcharge are fabric covered at no additional cost | | | | | | | | | |

GRADUATED CASCADE VALANCE WITH CENTER PLEAT (1) OR CENTER SPLIT WITH JABOT (2)
Lined only. Shipped loose with tack strip ready to mount on board. Board mount surcharge recommended for best finished look. Maximum long point is 36". Self-faced at bottom.

PRICE CHART

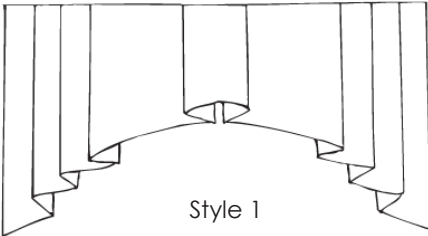
T8 Include Returns

REQUIRED INFORMATION

- ✓ Product Name
- ✓ Fabric Information
- ✓ Quantity
- ✓ Face Width of Board
- ✓ Returns
- ✓ Long Point
- ✓ Short Point
- ✓ Lining Pattern and Color
- ✓ Style 1 or 2

OPTIONS SURCHARGE

- * Horizontal Cord Top.....T9
- * Horizontal Band Top (up to 4").....T9
- * Horizontal Cord Bottom.....T12
- * Mount on Fabric Covered Board up to 6" depth.....**Y1 per ft
- * Special Hand Sewing.....Z3
- * Buttons.....Z1
- * Interlined.....T11
- * Jabot.....A6
- * Sew on COM Tassel.....Z1



Style 1



Style 2

C.O.M. YARDAGE REQUIREMENTS
based on 54" solids

| Finished Width (includes returns) | 36" | 48" | 60" | 72" | 84" | 96" | 108" | 120" | 132" |
|--|-----|------|------|------|------|-----|------|------|------|
| Fabric yardage | 3 | 4.25 | 4.25 | 5.75 | 5.75 | 7 | 7 | 8.5 | 8.5 |
| Cord yardage top only | .5 | .5 | .5 | .5 | .75 | .75 | .75 | 1 | 1 |
| Band yardage top | .5 | .75 | .75 | .75 | 1 | 1 | 1.25 | 1.5 | 1.75 |
| Band yardage bottom | 1.5 | 2 | 2 | 2.75 | 2.75 | 3.5 | 3.5 | 4 | 4.75 |
| **Boards selected as Y1 surcharge are fabric covered at no additional cost | | | | | | | | | |

BALLOON VALANCE



PLEATED BALLOON VALANCE

Lined only. Mounted on 1x2 fabric covered board if no board depth is given. Maximum length is 20". Swoops are approx. 10-15" wide.



SHIRRED BALLOON VALANCE

Lined only. Mounted on 1x2 fabric covered board if no board depth is given. Maximum length is 20". Swoops are approx. 10-15" wide. Valance has a 4" cord smocking tat top. However, a rod pocket may be substituted.

PRICE CHART

T8 Include Returns

REQUIRED INFORMATION

- ✓ Product Name
- ✓ Fabric Information
- ✓ Quantity
- ✓ Face Width of Board
- ✓ Returns
- ✓ Lining Pattern and Color

OPTIONS

- * Horizontal Cord Top.....T9
- * Horizontal Band Top (up to 4").....T9
- * Mount on Fabric Covered Board up to 2-6" depth.....**Y1 per ft
- * Rod Pocket Top.....No Charge
- * Interlined.....T11
- * Special Hand Sewing.....Z3

SURCHARGE

C.O.M. YARDAGE REQUIREMENTS
based on 54" solids

| Finished Width (includes returns) | 36" | 48" | 60" | 72" | 84" | 96" | 108" | 120" | 132" |
|--|-----|-----|------|------|------|------|------|------|------|
| Fabric yardage | 3 | 3 | 4.25 | 4.25 | 5.75 | 5.75 | 5.75 | 7 | 7 |
| Cord yardage | .5 | .5 | .5 | .5 | 1 | 1 | 1 | 1 | 1 |
| Ruffle yardage | 1 | 1 | 1.5 | 1.5 | 2 | 2 | 2 | 2.5 | 2.5 |
| **Boards selected as Y1 surcharge are fabric covered at no additional cost | | | | | | | | | |

FLAT VALANCE WITH CORNER PLEATS

Lined only. Shipped loose with tack strip ready to mount on board. Board mount surcharge recommended for best finished look. Maximum length is 22".

PRICE CHART

T6 Include Returns


REQUIRED INFORMATION

- ✓ Product Name
- ✓ Fabric Information
- ✓ Quantity
- ✓ Face Width of Board
- ✓ Returns
- ✓ Length
- ✓ Lining Pattern and Color

OPTIONS

- * Horizontal COM Trim.....T10
- * Horizontal Band Top (up to 4").....T9
- * Horizontal Cord.....T9
- * Mount on Fabric Covered Board up to 6" depth..... **Y1 per ft
- * Interlined.....T11
- * Special Hand Sewing.....Z3

SURCHARGE



C.O.M. YARDAGE REQUIREMENTS
based on 54" solids

| Finished Width (includes returns) | 36" | 48" | 60" | 72" | 84" | 96" | 108" | 120" | 132" |
|--|------|-----|-----|------|-----|-----|------|------|------|
| Fabric yardage | 2 | 2 | 2 | 2 | 3 | 3 | 3 | 3 | 3 |
| C.O.M. trim yardage bottom | 1.75 | 2 | 2.5 | 2.75 | 3 | 3.5 | 3.75 | 4 | 4.5 |
| C.O.M. trim yardage top | 1.25 | 1.5 | 2 | 2.25 | 2.5 | 3 | 3.25 | 3.5 | 4 |
| Band yardage top or bottom | .5 | .5 | .5 | .5 | .75 | .75 | .75 | .75 | 1 |
| Cord yardage top | .5 | .5 | .5 | .5 | .75 | .75 | .75 | .75 | 1 |
| **Boards selected as Y1 surcharge are fabric covered at no additional cost | | | | | | | | | |

FLAT VALANCE WITH CENTER & CORNER PLEATS

Lined only. Shipped loose with tack strip ready to mount on board. Board mount surcharge recommended for best finished look. Maximum length is 22".

PRICE CHART

T6 Include Returns

REQUIRED INFORMATION

- ✓ Product Name
- ✓ Fabric Information
- ✓ Quantity
- ✓ Face Width of Board
- ✓ Returns
- ✓ Length
- ✓ Lining Pattern and Color

OPTIONS

- * Horizontal COM Trim.....T10
- * Horizontal Band Top (up to 4").....T9
- * Horizontal Cord.....T9
- * Mount on Fabric Covered Board up to 6" depth..... **Y1 per ft
- * Interlined.....T11
- * Special Hand Sewing.....Z3

SURCHARGE



C.O.M. YARDAGE REQUIREMENTS
based on 54" solids

| Finished Width (includes returns) | 36" | 48" | 60" | 72" | 84" | 96" | 108" | 120" | 132" |
|--|------|-----|-----|-----|-----|-----|------|------|------|
| Fabric yardage | 2 | 2 | 2 | 2 | 3 | 3 | 3 | 3 | 3 |
| C.O.M. trim yardage top | 1.25 | 1.5 | 2 | 2 | 2.5 | 3 | 3 | 3.5 | 4 |
| Band yardage top or bottom | .25 | .5 | .5 | .5 | .75 | .75 | .75 | 1 | 1 |
| Cord yardage top only | .5 | .5 | .5 | .5 | .75 | .75 | .75 | 1 | 1 |
| **Boards selected as Y1 surcharge are fabric covered at no additional cost | | | | | | | | | |

INVERTED PLEATED VALANCE
Lined only. Shipped loose with tack strip ready to mount on board. Board mount surcharge recommended for best finished look. Maximum length is 22" at longest point. Pleats approx. 10-12" apart.



PRICE CHART
T7 Include Returns

REQUIRED INFORMATION

- ✓ Product Name
- ✓ Fabric Information
- ✓ Quantity
- ✓ Face Width of Board
- ✓ Returns
- ✓ Length
- ✓ Lining Pattern and Color

OPTIONS

SURCHARGE

- * Horizontal COM Trim Top.....T10
- * Horizontal Band Top (up to 4").....T9
- * Horizontal Cord Top.....T9
- * Mount on Fabric Covered Board up to 6" depth.....**Y1 per ft
- * Contrast Pleats.....T12
- * Tacked Back Pleat.....T10
- * Interlined.....T11
- * Special Hand Sewing.....Z3

| C.O.M. YARDAGE REQUIREMENTS <small>based on 54" solids</small> | | | | | | | | | |
|--|------|-----|-----|------|-----|------|------|------|------|
| Finished Width (includes returns) | 36" | 48" | 60" | 72" | 84" | 96" | 108" | 120" | 132" |
| Fabric yardage | 2 | 3 | 3 | 4 | 4 | 5 | 5 | 6 | 7 |
| C.O.M. trim yardage top only | 1.25 | 1.5 | 2 | 2.25 | 2.5 | 3 | 3 | 3.5 | 4 |
| Cord yardage top only | .5 | .5 | .5 | .5 | .75 | .75 | .75 | 1 | 1 |
| Band yardage top only | .5 | .75 | .75 | 1 | 1 | 1.25 | 1.25 | 1.5 | 1.75 |
| Contrast pleat yardage | 1 | 2 | 2 | 2 | 3 | 3 | 3 | 4 | 4 |
| **Boards selected as Y1 surcharge are fabric covered at no additional cost | | | | | | | | | |

BOX PLEAT VALANCE
Lined only. Shipped loose with tack strip ready to mount on board. Board mount surcharge recommended for best finished look. Maximum length is 22". Pleats are approx. 4" wide with 1" space between unless otherwise specified.

PRICE CHART
T7 Include Returns


REQUIRED INFORMATION

- ✓ Product Name
- ✓ Fabric Information
- ✓ Quantity
- ✓ Face Width of Board
- ✓ Returns
- ✓ Length
- ✓ Lining Pattern and Color

OPTIONS

SURCHARGE

- * Horizontal COM Trim Top.....T10
- * Horizontal Band Top (up to 4").....T9
- * Horizontal Cord Top.....T9
- * Mount on Fabric Covered Board up to 6" depth.....**Y1 per ft
- * Interlined.....T11
- * Special Hand Sewing.....Z3



| C.O.M. YARDAGE REQUIREMENTS <small>based on 54" solids</small> | | | | | | | | | |
|--|------|-----|-----|------|-----|-----|------|------|------|
| Finished Width (includes returns) | 36" | 48" | 60" | 72" | 84" | 96" | 108" | 120" | 132" |
| Fabric yardage | 2 | 3 | 3 | 4 | 4 | 5 | 5 | 6 | 7 |
| C.O.M. trim yardage top only | 1.25 | 1.5 | 2 | 2.25 | 2.5 | 3 | 3 | 3.5 | 4 |
| Cord yardage top only | .5 | .5 | .5 | .5 | .75 | .75 | .75 | 1 | 1 |
| **Boards selected as Y1 surcharge are fabric covered at no additional cost | | | | | | | | | |

INVERTED PLEATED VALANCE WITH SCALLOPED BOTTOM
Lined only. Shipped loose with tack strip ready to mount on board. Board mount surcharge recommended for best finished look. Maximum length is 22" at longest point. Pleats are approx. 10-12" apart. Self-face at bottom 4". Not available with trim on bottom.

PRICE CHART
T7 Base Valance + T10 Scallop Surcharge + T12 Contrast Pleats
Include Returns

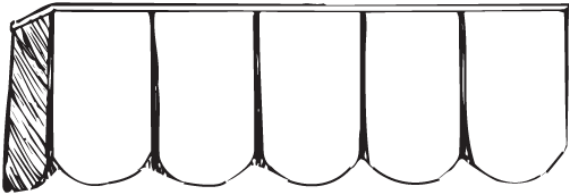
REQUIRED INFORMATION

- ✓ Product Name
- ✓ Fabric Information
- ✓ Quantity
- ✓ Face Width of Board
- ✓ Returns
- ✓ Long Point
- ✓ Short Point
- ✓ Lining Pattern and Color

OPTIONS

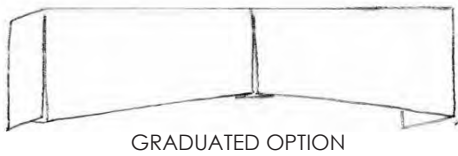
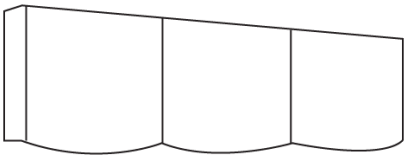
SURCHARGE

- * Horizontal COM Trim Top.....T10
- * Horizontal Cord Top.....T9
- * Mount on Fabric Covered Board up to 6" depth.....**Y1 per ft
- * Contrast Pleats.....T12
- * Interlined.....T11
- * Special Hand Sewing.....Z3



| C.O.M. YARDAGE REQUIREMENTS <small>based on 54" solids</small> | | | | | | | | | |
|--|------|-----|-----|------|-----|-----|------|------|------|
| Finished Width (includes returns) | 36" | 48" | 60" | 72" | 84" | 96" | 108" | 120" | 132" |
| Fabric yardage | 2 | 3 | 3 | 4 | 4 | 5 | 5 | 6 | 7 |
| C.O.M. trim yardage top only | 1.25 | 1.5 | 2 | 2.25 | 2.5 | 3 | 3.25 | 3.5 | 4 |
| Cord yardage top only | .5 | .5 | .5 | .5 | .75 | .75 | .75 | 1 | 1 |
| Contrast pleat fabric yardage | 2 | 2 | 2 | 2 | 3 | 3 | 3 | 4 | 4 |
| **Boards selected as Y1 surcharge are fabric covered at no additional cost | | | | | | | | | |

SHAPED INVERTED PLEATED VALANCE
Lined only. Shipped loose with tack strip ready to mount on board. Board mount surcharge recommended for best finished look. Maximum length is 22" at longest point. Short point approx 1-2" shorter than long point. Pleats are approx. 16-22" apart. Self-faced at bottom 4".



PRICE CHART
T7 + T10 Include Returns

REQUIRED INFORMATION

- ✓ Product Name
- ✓ Fabric Information
- ✓ Quantity
- ✓ Face Width of Board
- ✓ Returns
- ✓ Length
- ✓ Lining Pattern and Color

OPTIONS

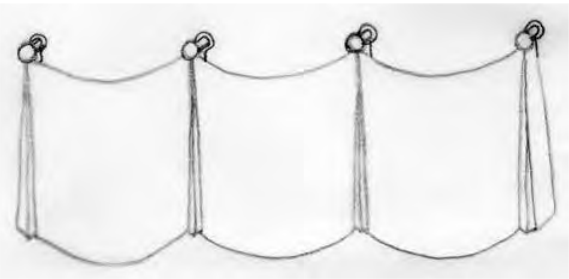
SURCHARGE

- * Horizontal COM Trim Top.....T10
- * Horizontal Band (up to 4").....T9
- * Horizontal Cord Top.....T9
- * Mount on Fabric Covered Board up to 6" depth.....**Y1 per ft
- * Interlined.....T11
- * Special Hand Sewing.....Z3

| C.O.M. YARDAGE REQUIREMENTS <small>based on 54" solids</small> | | | | | | | | | |
|--|-----|-----|-----|------|-----|-----|------|------|------|
| Finished Width (includes returns) | 36" | 48" | 60" | 72" | 84" | 96" | 108" | 120" | 132" |
| Fabric yardage | 2 | 2 | 3 | 3 | 4 | 4 | 4 | 5 | 5 |
| C.O.M. trim yardage top only | 1 | 1.5 | 2 | 2.25 | 2.5 | 3 | 3.25 | 3.5 | 4 |
| Cord yardage top only | .5 | .5 | .5 | .5 | .75 | .75 | .75 | 1 | 1 |
| Band yardage top only | .5 | .5 | .75 | .75 | 1 | 1 | 1 | 1.25 | 1.25 |
| **Boards selected as Y1 surcharge are fabric covered at no additional cost | | | | | | | | | |

CUTOUT SCALLOP VALANCE

Lined only. Made with cutout top and loops for attaching medallions posts. Two loops per pleat, one at front edge and one at back edge, as pictured. Cannot be mounted flush to wall. Cannot be made for rod mount. Valance must be made with returns. One pleat between each swoop, each pleat depth and return is approx. 3 1/2". Maximum scallop drop 18" long point. Pleated areas and returns are 15 1/2" long. Pleats approx. 12-15" apart. Self-faced at bottom. If trim applied along bottom edge, finished length will be drop + length of trim. Trim will only be applied to scallop sections and returns, not to pleated sections.



PRICE CHART

T8 Include Returns

REQUIRED INFORMATION

- ✓ Product name
- ✓ Fabric information
- ✓ Quantity
- ✓ Face Width
- ✓ Finished Length
- ✓ Lining pattern and color

OPTIONS SURCHARGE

- * Cord Top or Bottom.....T9
- * Band (up to 4") Bottom.....T9
- * COM Trim Top or Bottom.....T10
- * Interlined.....T11
- * Contrast Pleats.....T12
- * Special Hand Sewing.....Z3

| C.O.M. YARDAGE REQUIREMENTS based on 54" solids | | | | | | | | |
|--|------|------|------|------|------|------|------|------|
| Finished Width (includes returns) | 36" | 48" | 60" | 72" | 84" | 96" | 108" | 120" |
| Number of Scallops | 2 | 3 | 4 | 5 | 5 | 6 | 7 | 8 |
| Fabric Yardage | 1.75 | 2.5 | 2.75 | 3.5 | 3.75 | 3.75 | 4.25 | 4.75 |
| Cord yardage top or bottom | .75 | .75 | 1 | 1 | 1 | 1.25 | 1.25 | 1.5 |
| C.O.M. trim yardage top or bottom | 1.75 | 2.25 | 2.75 | 3.25 | 3.75 | 4.25 | 4.75 | 5.25 |
| Contrast Pleat yardage | 1 | 1.25 | 1.25 | 1.5 | 1.5 | 1.5 | 1.75 | 2.25 |

TIE TOP CUFF VALANCE

Lined only in a contrast fabric. Can substitute ties for sew on COM rings. Maximum length 27" at sides, 18" at short point. Cuffed section covers approx. 8" of window space and is approx. 4" long. Ties are approx. 10-12" long each. When trim applied along bottom edge the finished length will be valance length + length of trim.



PRICE CHART

T5 Include returns.

REQUIRED INFORMATION

- ✓ Product name
- ✓ Fabric information
- ✓ Covered button fabric information
- ✓ Quantity
- ✓ Face width of board
- ✓ Returns
- ✓ Length
- ✓ Lining pattern and color

OPTIONS SURCHARGE

- * COM Trim Bottom.....T10
- * Cord Top.....T9
- * Cord Bottom.....T12
- * Mount on Fabric Covered Board up to 6" depth.....**Y1 per ft
- * Interlined.....T11
- * Special Hand Sewing.....Z3

| C.O.M. YARDAGE REQUIREMENTS based on 54" solids | | | | | | | | | |
|--|-----|------|------|------|------|------|------|------|-------|
| Finished Width | 36" | 48" | 60" | 72" | 84" | 96" | 108" | 120" | 132" |
| Number of cuffed scallops | 5 | 6 | 8 | 9 | 11 | 12 | 14 | 15 | 17 |
| Fabric yardage | 1.5 | 2.25 | 2.5 | 2.5 | 3 | 3 | 3.75 | 3.75 | 4.5 |
| Contrast lining yardage | 1.5 | 2.25 | 2.5 | 2.5 | 3 | 3 | 3.75 | 3.75 | 4.5 |
| Tie yardage | 1 | 1 | 1 | 1 | 1 | 1 | 1 | 1 | 1 |
| C.O.M. trim yardage bottom | 4 | 4.75 | 5.75 | 6.25 | 7.25 | 7.75 | 8.75 | 9.25 | 10.25 |
| Cord yardage top | 1.5 | 1.5 | 1.5 | 1.75 | 2 | 2.25 | 2.5 | 2.5 | 3 |
| Cord yardage bottom | 1 | 1.25 | 1.5 | 1.75 | 1.75 | 1.75 | 2 | 2.25 | 2.25 |

MOCK SOFT ROMAN VALANCE OR FLAT ROMAN VALANCE

Lined only. Mounted on 1x2 fabric covered boards if no board depth is given. Board will have wood leg returns on Soft Roman Valance. Boards over 2" depth must include wood leg returns when calculating cost for board mount. Maximum length is 20". Made with 3 folds unless otherwise specified. Please refer to Boxed Swag with Cascade Treatment page to calculate board cost for Soft Roman Valance.

PRICE CHART


T8 Include Returns

REQUIRED INFORMATION


- ✓ Product Name
- ✓ Fabric Information
- ✓ Quantity
- ✓ Face Width of Board
- ✓ Returns
- ✓ Length
- ✓ Lining Pattern and Color



STYLE 1
MOCK SOFT ROMAN



STYLE 2
MOCK FLAT ROMAN



STYLE 3

*Truck Shipment may be required if total length and girth exceed 120".

| C.O.M. YARDAGE REQUIREMENTS based on 54" solids | | | | | | | | | |
|--|------|------|------|------|------|------|------|------|------|
| Finished Width (includes returns) | 36" | 48" | 60" | 72" | 84" | 96" | 108" | 20" | 132" |
| Fabric yardage | 1.75 | 1.75 | 3.5 | 3.5 | 3.5 | 3.5 | 5 | 5 | 5 |
| Cord yardage top only | .5 | .5 | .5 | .5 | .75 | .75 | .75 | 1 | 1 |
| Accent ties (pair) | 1.25 | 1.25 | 1.25 | 1.25 | 1.25 | 1.25 | 1.25 | 1.25 | 1.25 |
| **Boards selected as Y1 surcharge are fabric covered at no additional cost | | | | | | | | | |

SKIP PLEATED VALANCE WITH SCALLOPED BOTTOM

Lined only. Set with pins for rod mount. Maximum length is 22" at longest point. Pleats approx. 6-8" apart. Self-faced at bottom 4". If board mounted, valances are stapled to board behind the pleat. If tack strip is requested, add surcharge F4.

PRICE CHART

T7 Skip Pleat Valance + T10 Scallop Bottom

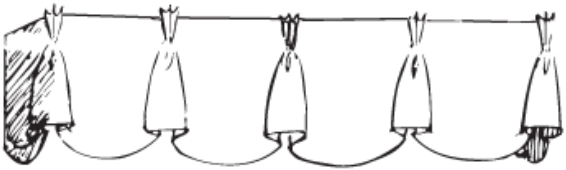
Include Returns

REQUIRED INFORMATION

- ✓ Product Name
- ✓ Fabric Information
- ✓ Quantity
- ✓ Face Width of Board
- ✓ Returns
- ✓ Long Point
- ✓ Short Point
- ✓ Lining Pattern and Color

OPTIONS SURCHARGE

- * Horizontal COM Trim Bottom.....T10
- * Horizontal Cord Bottom.....T12
- * Mount on Fabric Covered Board up to 6" depth.....**Y1 per ft
- * Rosette Each.....A6
- * Bow Each.....A6



SKIP PLEATED VALANCE WITH SCALLOPED BOTTOM



SIDE CLUSTER PLEAT OPTION



BOW OPTION



ROSETTE OPTION

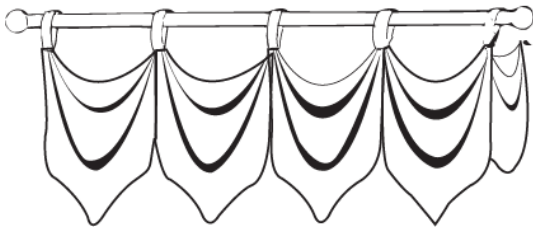
| C.O.M. YARDAGE REQUIREMENTS based on 54" solids | | | | | | | | | |
|--|-----|-----|-----|-----|-----|-----|------|------|------|
| Finished Width (includes returns) | 36" | 48" | 60" | 72" | 84" | 96" | 108" | 120" | 132" |
| Fabric yardage | 2 | 2 | 3 | 3 | 4 | 4 | 5 | 5 | 5 |
| C.O.M. trim yardage | 3 | 3 | 4.5 | 4.5 | 6 | 6 | 7.5 | 7.5 | 7.5 |

TABBED TEARDROP VALANCE
Self-lined only. Maximum drop 22" long excluding the tabs. Each section approx. 10-15" wide. Tabs will be 2" wide unless otherwise specified. Swoops are connected only at tab.

PRICE CHART
T8 Include Returns

- REQUIRED INFORMATION**
- ✓ Product name
 - ✓ Fabric information
 - ✓ Quantity
 - ✓ Rod width
 - ✓ Returns (will have drapery pin to attach to wall)
 - ✓ Diameter of rod
 - ✓ Drop (longest point)

- OPTIONS**
- * Horizontal Cord Bottom.....T12
 - * Sew on COM Tassels Each.....Z1
 - * Covered Buttons Each.....Z1
 - * Special Hand Sewing.....Z3
 - * Horizontal COM Trim.....T10
- SURCHARGE**
- **Note: Heavier trims not appropriate for this treatment



C.O.M. YARDAGE REQUIREMENTS
based on 54" solids

| Finished Width (includes returns) | 36" | 48" | 60" | 72" | 84" | 96" | 108" | 120" | 132" |
|-------------------------------------|-----|-----|-----|-----|-----|------|------|------|------|
| Fabric yardage (based on 54" solid) | 3 | 4 | 5 | 6 | 7 | 8 | 9 | 10 | 11 |
| Cord fabric yardage | .5 | .75 | .75 | 1 | 1 | 1.25 | 1.25 | 1.5 | 1.5 |
| C.O.M. trim yardage | 4 | 5.5 | 7 | 8 | 9.5 | 11 | 12 | 13.5 | 15 |
| Number of tassels | 3 | 4 | 5 | 6 | 7 | 8 | 9 | 10 | 11 |
| Number of buttons | 4 | 5 | 6 | 7 | 8 | 9 | 10 | 11 | 12 |

STRAIGHT CORNICE
Cornice is padded and corded top and bottom with small cording. Medium cord may be specified. Maximum length of cornice 22". Measurements will be outside unless specified otherwise.

PRICE CHART
C1 (using 48-54" fabric)
Maximum width 180"

- REQUIRED INFORMATION**
- ✓ Product name
 - ✓ Fabric information
 - ✓ Quantity
 - ✓ Face Width of Board
 - ✓ Returns
 - ✓ Finished Length
 - ✓ Lining Color (white or ivory)

- OPTIONS**
- * Horizontal Cord.....C3
 - * Horizontal Band (up to 4").....C4
 - * Horizontal Ruffle Bottom (up to 2").....C4
 - * Attach Swags & Cascades.....C6
 - * Special Hand Sewing.....F4
- SURCHARGE**
- *Truck Shipment may be required if total length and girth exceed 120".



C.O.M. YARDAGE REQUIREMENTS
based on 54" solids

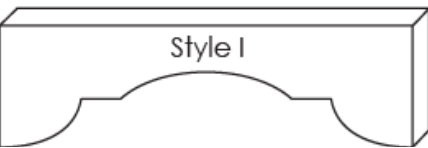
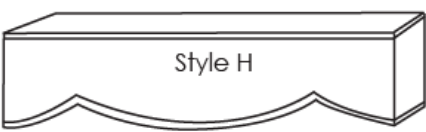
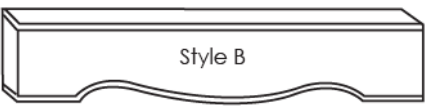
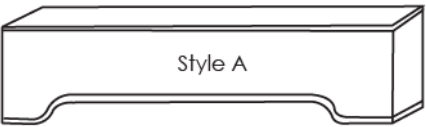
| Finished Width (includes returns) | 36" | 48" | 60" | 72" | 84" | 96" | 108" | 120" | 132" |
|-----------------------------------|------|-----|------|------|-----|------|------|------|------|
| Yardage | 3.5 | 3.5 | 3.75 | 3.75 | 5 | 5 | 5.25 | 5.5 | 6.75 |
| Accent cord yardage top or bottom | 1 | 1 | 1 | 1 | 1 | 1 | 1.5 | 1.5 | 1.5 |
| C.O.M. trim yardage top or bottom | 1.25 | 1.5 | 1.75 | 2.25 | 2.5 | 2.75 | 3.25 | 3.5 | 3.75 |
| Band yardage | 1.25 | 1.5 | 1.75 | 2.25 | 2.5 | 2.75 | 3.25 | 3.5 | 3.75 |
| Yardage - includes up to 8" Ret. | | | | | | | | | |

SHAPED CORNICES - STYLES A-K
Cornice is padded and corded top and bottom with small cording. Medium cord may be specified. Maximum length of cornice 22". Measurements will be outside unless specified otherwise.

PRICE CHART
C2 (using 48-54" fabric)
Maximum width 180"

- REQUIRED INFORMATION**
- ✓ Product name
 - ✓ Fabric information
 - ✓ Quantity
 - ✓ Face width of board
 - ✓ Returns
 - ✓ Finished Length
 - ✓ Lining color (white or ivory)

- OPTIONS**
- * Horizontal COM Trim Top.....C3
 - * Horizontal Band Top (up to 4").....C4
 - * Horizontal COM Trim Bottom.....C6
 - * Horizontal Band Bottom (up to 4").....C7
- SURCHARGE**
- *Truck Shipment may be required if total length and girth exceed 120".



C.O.M. YARDAGE REQUIREMENTS
based on 54" solids

| Finished Width (includes returns) | 36" | 48" | 60" | 72" | 84" | 96" | 108" | 120" | 132" |
|------------------------------------|------|-----|------|------|-----|------|------|------|------|
| Yardage | 3.5 | 3.5 | 3.75 | 3.75 | 5 | 5 | 5.25 | 5.5 | 6.75 |
| Accent cord yardage top and bottom | 1 | 1 | 1 | 1 | 1 | 1 | 1.5 | 1.5 | 1.5 |
| C.O.M. trim yardage top | 1.25 | 1.5 | 1.75 | 2.25 | 2.5 | 2.75 | 3.25 | 3.5 | 3.75 |
| Band yardage top* | 1.25 | 1.5 | 1.75 | 2.25 | 2.5 | 2.75 | 3.25 | 3.5 | 3.75 |
| C.O.M. trim yardage bottom | 2 | 3 | 3.5 | 4 | 5 | 5.5 | 6 | 7 | 7.5 |
| Band yardage bottom | 1.5 | 2 | 2.5 | 3 | 3.5 | 4 | 4.5 | 5 | 5.5 |

*Note: Banding fabric is railroaded. This yardage will band up to 3 cornices.

FABRIC SHADES - GENERAL INFORMATION
Construction.....62
Lining.....62
Care.....62
Shipping.....62
How to Price Somfy.....63

FABRIC SHADES PRICING
Stitched Slatted Shade.....64
Pleated Balloon Shade.....65
Shirred Balloon Shade.....65
Dog Eared Flat Roman Shade.....66
Dog Eared Shade with Inverted Pleats.....67
Soft Fold Roman Shade.....68
Flat Roman Shade with Permanent Folds at Bottom.....69
Flat Roman Shade with No Permanent Folds at Bottom.....70
Casual Roman Shade.....71
Slouched Roman Shade.....72
Casual Roman Shade with Center Pleat.....73

SOFT SHADE ROLLER SPRING SYSTEM
Product is available on Flat Shade with or without permanent fold, Soft Fold Shades, all Casual Shades, all Dog Ear Shades and Balloon Shades. To price shades with the Soft Shade Roller Spring System, add the F4 surcharge to shade price.

Features a cordless lift mechanism fabricated with an aluminum roller at the top with a roller spring inside the roller. The spring mechanism allow for lowering and raising the shade from the fabric pull tab hidden at the shade bottom. It is very easy to use with a smooth lifting and lowering action. Minimum board depth is 2 1/2". Minimum width of shade is 2".

EASYLIFT (CLUTCH) CONTINUOUS CORD SYSTEM
Shades are available to have this lift system at the F4 surcharge. Minimum board depth is 18 1/2". A nickel bead chain is used for the continuous cord lift. Minimum board depth is 1 3/4".

MOTORIZED SHADE
Shades are available to have a Somfy motorized lift system. See page 63 for pricing. Minimum board depth is 2 1/2". Minimum board width is 29". Uses Sonesse® Li-ion lithium rechargeable battery and users can expect approx. one year of shade use before recharging with the provided charger.

FABRIC SHADE CONSTRUCTION
- All boards for shades are covered with fabric at no additional charge

- Shades are mounted on 1x2 boards if no return size is specified.

- Shades are constructed with an encased lift cord.

- Shades are made for outside mount unless inside mount is specified. A deduction will be made for inside mount unless specified.

- All shade shroud tape is hand sewn to ensure accurate spacing **at no additional charge**.

- All shades are weighted at bottom for ease of operation.

- Matching polyester thread is used on all hems and seam **at no additional charge**.

- Fabric patterns are matched from the top down **at no additional charge**.

- Finished length is the short point of the shade.

- Shades are made for a right cord pull unless specified.

LINING SHADES
- On linings, you may specify RM Designer Weather Guard, RM Designer Everyday Lining, RM Designer Thermafoam, RM Designer Super Sateen or RM Designer Royal Satin at the price stated in your chart. Should you desire other linings, please specify on your order. The price will be adjusted to the difference in the lining cost. RM Designer Super Sateen will be used on all orders when no lining preference is specified. Ivory lining will be used when no lining color is chosen.

- Regular blackout may be used, however, the pigment may show through on light colored fabrics. In this case, we recommend using Outback self-healing lining.

CARE
- Dry cleaning is recommended. A vacuum can be used occasionally to keep the shades free of dust.

SHIPPING
- All shades are bagged and carefully boxed. Shipments are FOB workroom Cape Girardeau, Missouri and will be shipped regular ground unless otherwise specified. (You will be charged for freight and handling).

NOTE: Due to safety standards, please install the cord retainer and do not remove the warning panel.

How to Price Somfy Motorized Shades

(Retail Price List)

- Step 1. Use the labor code for the desired shade style
- Step 2. Add F4 surcharge
- Step 3. Add Somfy motor (charger included) - \$285
- Step 4. Add Telis 1 Pure (1 channel to control 1 shade or 1 group of shades) - \$150
Telis 4 Pure (5 channels to control 5 shades or 5 group of shades) - \$160
- Step 5. (Optional) myLink™
myLink™ enables users to control their shades from their smart phone

*Minimum board width is 29" wide



Telis 1 & 4
Hand-held Remotes
(Only offered in pure)



myLink™ RTS Smartphone
and Tablet Interface
(App Control)

STITCHED SLATTED SHADE

Shade is lined and has no permanent folds at the bottom. Tucks with slats inserted are on the face of shade. Shades are mounted on 1x2 boards if no board depth is given. Shades are made for outside mount with end flaps unless inside mount is specified. A deduction will be made for inside mount unless specified. Slats are spaced approx. 8-10" apart. Shade is made with cord lock system unless otherwise specified.

NOTE: Tucks can be made on back side of shade if specified.

PRICE CHART

F1

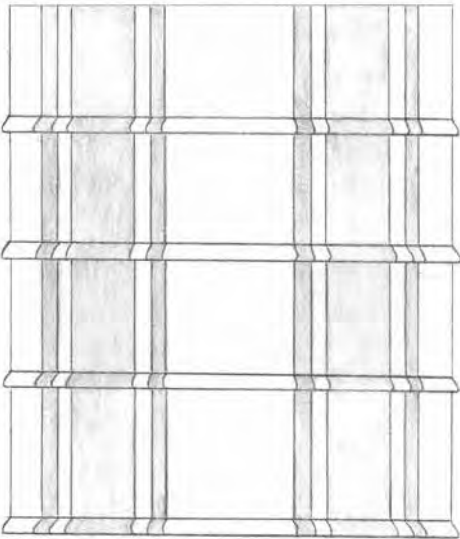
REQUIRED INFORMATION

- ✓ Product name
- ✓ Fabric information
- ✓ Quantity
- ✓ Face Width of Board
- ✓ Inside or Outside Mount
- ✓ Returns
- ✓ Finished Length
- ✓ Controls (L/R)
- ✓ Lining Pattern and Color

OPTIONS

- * Horizontal Band (up to 4") per band.....C4
- * Horizontal COM Trim.....C6
- * Vertical Band (up to 4") per band.....T13
- * Easylift System (minimum board depth 2 1/4").....F4
- * Soft Shade Roller Spring System (cordless).....F4
- * All inside mount shades with Easylift will be mounted on 1 3/4" boards
- * Mount on Fabric Covered Board 2-6" depth.....**Y1 per ft
- * Cord on Top or Bottom.....T9
- * Special Hand Sewing.....Z3
- * Interlined per Width.....D7
- * Blackout Lined per Width.....D7
- * 6" Valance in Shade Fabric.....C4
- * Shade off back of board includes 6" front valance.....T12

SURCHARGE



Flat fabric flap on outside mounted shades

C.O.M. YARDAGE REQUIREMENTS
Based on 54" Solids

| Shade Length | 24" | 36" | 48" | 60" | 72" | 84" | 96" |
|---|------|------|------|------|------|------|------|
| To 36" | 2 | 2 | 2 | 4 | 4 | 4 | 4 |
| To 48" | 2.5 | 2.5 | 2.5 | 4.75 | 4.75 | 4.75 | 4.75 |
| To 60" | 2.75 | 2.75 | 2.75 | 5.5 | 5.5 | 5.5 | 5.5 |
| To 72" | 3 | 3 | 3 | 6 | 6 | 6 | 6 |
| To 84" | 3.5 | 3.5 | 3.5 | 6.75 | 6.75 | 6.75 | 6.75 |
| To 96" | 3.75 | 3.75 | 3.75 | 7.5 | 7.5 | 7.5 | 7.5 |
| Horizontal band or cord ydg | 0.25 | 0.25 | 0.25 | 0.5 | 0.5 | 0.5 | 0.5 |
| Horizontal COM trim yardage | 0.75 | 1 | 1.5 | 1.75 | 2. | 2.25 | 2.75 |
| Shade length to: | | 36" | 48" | 60" | 72" | 84" | 96" |
| Vertical banding yardage | | 2 | 2.5 | 2.75 | 3 | 3.5 | 3.75 |
| **Boards selected as Y1 surcharge are fabric covered at no additional cost. | | | | | | | |

BALLOON SHADES

PRICE CHART

F2 (lined only) Include Returns

REQUIRED INFORMATION

- ✓ Product name
- ✓ Fabric information
- ✓ Quantity
- ✓ Face Width of Board
- ✓ Inside or Outside Mount
- ✓ Returns
- ✓ Finished Length
- ✓ Controls (L/R)
- ✓ Lining pattern and color

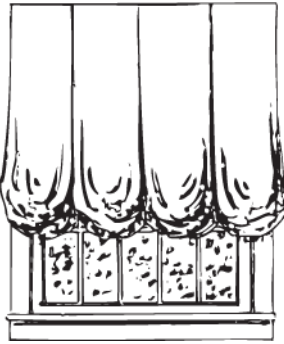
OPTIONS

- * Horizontal Cord.....T9
- * Horizontal Ruffle (up to 4").....T12
- * Horizontal COM Trim.....T10
- * Easylift System (minimum board depth 2 1/4").....F4
- * Soft Shade Roller Spring System (cordless).....F4
- * Mount on Fabric Covered Board 2-6" depth.....**Y1 per ft
- * Graduated Bottom.....F4
- * Special Hand Sewing.....F4
- * All inside mount shades with easy lift will be mounted on 1 3/4" boards

SURCHARGE


PLEATED BALLOON SHADE

Swoops are approx. 10-15" wide. Shades are mounted on 1x2 fabric covered boards if no board depth is given. Shades are made for outside mount unless inside mount is specified. A deduction will be made for inside mount unless specified otherwise. Shade is made with cord lock system unless otherwise specified.



SHIRRED BALLOON SHADE

Swoops are approx. 10-15" wide. Shades are mounted on 1x2 fabric covered boards if no board depth is given. Shade has 4 cord smocking at top, however, a rod pocket may be substituted. Shades are made for outside mount unless specified otherwise. A deduction will be made for inside mount unless specified otherwise. Shade is made with cord lock system unless otherwise specified.



C.O.M. YARDAGE REQUIREMENTS
based on 54" solids

| Finished Length | Finished Width (includes returns) | | | | | | |
|--|-----------------------------------|------|------|------|-----|-------|-------|
| | 24" | 36" | 48" | 60" | 72" | 84" | 96" |
| to 36" | 2 | 4 | 4 | 6 | 6 | 8 | 8 |
| 48" | 2.5 | 4.75 | 4.75 | 7 | 7 | 9.5 | 9.5 |
| 60" | 2.75 | 5.5 | 5.5 | 8 | 8 | 10.75 | 10.75 |
| 72" | 3 | 6 | 6 | 9 | 9 | 12 | 12 |
| 84" | 3.5 | 6.75 | 6.75 | 10 | 10 | 13.5 | 13.5 |
| 96" | 3.75 | 7.5 | 7.5 | 11 | 11 | 14.75 | 14.75 |
| Horizontal cord yardage bottom | .5 | .5 | 1 | 1 | 1.5 | 1.5 | 2 |
| Horizontal ruffle yardage bottom | 1 | 1 | 1.5 | 1.5 | 2 | 2 | 2.5 |
| Horizontal C.O.M. trim bottom | 1.5 | 2.25 | 3 | 3.75 | 4.5 | 5.25 | 6 |
| **Boards selected as Y1 surcharge are fabric covered at no additional cost | | | | | | | |

NOTE: Due to safety standards, please install the cord retainer and do not remove the warning label

NOTE: Due to safety standards, please install the cord retainer and do not remove the warning label

DOG EARED FLAT ROMAN SHADE
Swoops have approx. 4 folds at bottom. Mounted on 1x2 fabric covered boards if no board depth is given. Shades are made for outside mount unless inside mount is specified. A deduction will be made on inside mount unless specified otherwise. Shade is made with cord lock system unless otherwise specified.

PRICE CHART

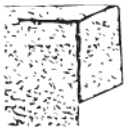

F1 (lined only)

REQUIRED INFORMATION

- ✓ Product name
- ✓ Fabric information
- ✓ Quantity
- ✓ Face Width of Board
- ✓ Inside or Outside Mount
- ✓ Returns
- ✓ Finished Length
- ✓ Controls (L/R)
- ✓ Lining Pattern and Color

OPTIONS SURCHARGE

- * Horizontal COM Trim Top.....C6
- * Vertical Band (up to 4") per band.....T13
- * Horizontal Cord Top or Bottom.....T9
- * Easylift System (minimum board depth 2 1/4").....F4
- * Soft Shade Roller Spring System (cordless).....F4
- * All inside mount shades with Easylift will be mounted on 1 3/4" boards
- * Mount on Fabric Covered Board 2-6" depth.....**Y1 per ft
- * Special Hand Sewing.....Z3
- * Interlined per Width.....D7
- * Blackout Lined per Width.....D7
- * 6" Valance in Shade Fabric.....C4
- * Shade off back of board includes 6" valance.....T12



NOTE: Shade may have dog ear flaps if return changes look of shade.

C.O.M. YARDAGE REQUIREMENTS
based on 54" solids

| | Finished Width | | | | | | |
|--|----------------|------|------|------|------|------|-----|
| Finish Length | 24" | 36" | 48" | 60" | 72" | 84" | 96" |
| To 36" | 2 | 2 | 4 | 4 | 4 | 4 | 6 |
| 48" | 2.5 | 2.5 | 4.75 | 4.75 | 4.75 | 4.75 | 7 |
| 60" | 2.75 | 2.75 | 5.5 | 5.5 | 5.5 | 5.5 | 8 |
| 72" | 3 | 3 | 6 | 6 | 6 | 6 | 9 |
| 84" | 3.5 | 3.5 | 6.75 | 6.75 | 6.75 | 6.75 | 10 |
| 96" | 3.75 | 3.75 | 7.5 | 7.5 | 7.5 | 7.5 | 11 |
| Horizontal band or cord yardage | .25 | .25 | .5 | .5 | .5 | .5 | .75 |
| Horizontal C.O.M. trim yardage | .75 | 1 | 2 | 2.25 | 2.75 | 3.25 | 3.5 |
| Shade length to: | 36 | 48 | 60 | 72 | 84 | 96 | |
| Vertical banding yardage | 2 | 2.5 | 2.75 | 3 | 3.5 | 3.75 | |
| **Boards selected as Y1 surcharge are fabric covered at no additional cost | | | | | | | |

NOTE: Due to safety standards, please install the cord retainer and do not remove the warning label

DOG EARED SHADE WITH INVERTED PLEATS
Shade has approx. 4 folds at bottom when lowered. Mounted on 1x2 board if no board depth is given. Shade has 2 inverted pleats. Shades are made for outside mount unless inside mount is specified. A deduction will be made on inside mount unless specified otherwise. Shades over 50" wide will have more than one swoop. Shade is made with cord lock system unless otherwise specified.

PRICE CHART

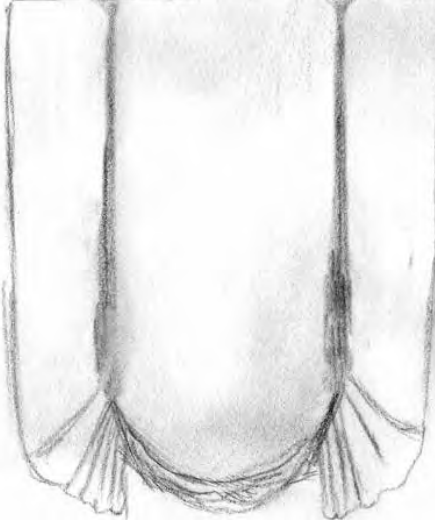
F2 (lined only)

REQUIRED INFORMATION

- ✓ Product name
- ✓ Fabric information
- ✓ Quantity
- ✓ Face Width of Board
- ✓ Inside or Outside Mount
- ✓ Returns
- ✓ Finished Length
- ✓ Controls (L/R)
- ✓ Lining Pattern and Color

OPTIONS SURCHARGE

- * Horizontal Cord Top.....T9
- * Horizontal COM Trim Top.....C6
- * Horizontal Cord Top or Bottom.....T9
- * Easylift System (minimum board depth 2 1/4").....F4
- * Soft Shade Roller Spring System (cordless).....F4
- * All inside mount shades with Easylift will be mounted on 1 3/4" boards
- * Mount on Fabric Covered Board 2-6" depth.....**Y1 per ft
- * Special Hand Sewing.....Z3
- * Interlined per Width.....D7
- * Blackout Lined per Width.....D7
- * 6" Valance in Shade Fabric.....C4
- * Shade off back of board includes 6" valance.....T12



NOTE: Shade may have dog ear flaps if return changes look of shade.

C.O.M. YARDAGE REQUIREMENTS
based on 54" solids

| | Finished Width (includes returns) | | | |
|--|-----------------------------------|------|------|------|
| Finished Length | 24" | 36" | 48" | 60" |
| To 36" | 4 | 4 | 4 | 6 |
| 48" | 4.75 | 4.75 | 4.75 | 7 |
| 60" | 5.50 | 5.50 | 5.5 | 8 |
| 72" | 6 | 6 | 6 | 9 |
| 84" | 6.75 | 6.75 | 6.75 | 10 |
| 96" | 7.50 | 7.50 | 7.5 | 11 |
| Horizontal band or cord yardage top only | .5 | .5 | .5 | .5 |
| Horizontal C.O.M. trim yardage top only | .75 | 1 | 1.5 | 1.75 |
| **Boards selected as Y1 surcharge are fabric covered at no additional cost | | | | |

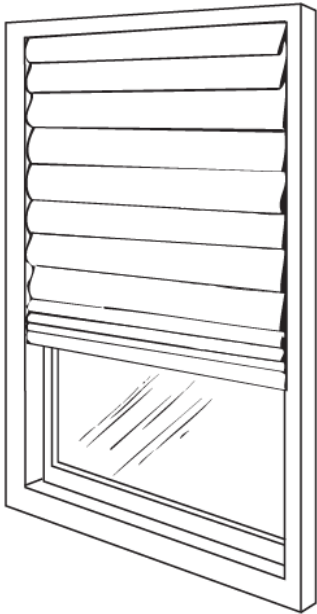
NOTE: Due to safety standards, please install the cord retainer and do not remove the warning label

SOFT FOLD ROMAN SHADE

Shade has horizontal folds approx. 7" each. Shades are mounted on 1x2 boards if no board depth is given. Shades are made for outside mount unless inside mount is specified. A deduction will be made for inside mount unless specified otherwise. Outside mount shades will be made with a small fabric flap covering the board returns. When adding valance to soft fold shade, the length of valance will be the length of top fold unless specified. Shade is made with cord lock system unless otherwise specified.

| PRICE CHART | |
|----------------------|--------------------------|
| F2 (lined only) | |
| REQUIRED INFORMATION | |
| ✓ | Product name |
| ✓ | Fabric information |
| ✓ | Quantity |
| ✓ | Face Width of Board |
| ✓ | Inside or Outside Mount |
| ✓ | Returns |
| ✓ | Finished Length |
| ✓ | Controls (L/R) |
| ✓ | Lining Pattern and Color |

| OPTIONS | SURCHARGE |
|--|-------------|
| * Horizontal Band (up to 4") per band..... | C4 |
| * Horizontal COM Trim..... | C6 |
| * Vertical Band (up to 4") per band..... | T13 |
| * Cord Top or Bottom..... | T9 |
| * Easylift System (minimum board depth 2 1/4")..... | F4 |
| * Soft Shade Roller Spring System (cordless)..... | F4 |
| * All inside mount shades with Easylift will be mounted on 1 3/4" boards | |
| * Mount on Fabric Covered Board 2-6" depth..... | **Y1 per ft |
| * Special Hand Sewing..... | Z3 |
| * Blackout Lined per Width..... | D7 |
| * 6" Valance in Shade Fabric..... | C4 |
| * Shade off back of board includes 6" valance..... | T12 |



Flat fabric flap on outside mount shades

| C.O.M. YARDAGE REQUIREMENTS | | | | | | | |
|--|----------------|------|------|-------|-------|-------|-------|
| based on 54" solids | | | | | | | |
| Shade Length | Finished Width | | | | | | |
| | 24" | 36" | 48" | 60" | 72" | 84" | 96" |
| to 36" | 2 | 2 | 2 | 4 | 4 | 4 | 4 |
| 48" | 2.75 | 2.75 | 2.75 | 5.5 | 5.5 | 5.5 | 5.5 |
| 60" | 3.5 | 3.5 | 3.5 | 6.75 | 6.75 | 6.75 | 6.75 |
| 72" | 4 | 4 | 4 | 8 | 8 | 8 | 8 |
| 84" | 4.75 | 4.75 | 4.75 | 9.5 | 9.5 | 9.5 | 9.5 |
| 96" | 5.5 | 5.5 | 5.5 | 10.75 | 10.75 | 10.75 | 10.75 |
| Horizontal band or cord yardage | .25 | .25 | .25 | .5 | .5 | .5 | .5 |
| Horizontal C.O.M. trim yardage | .75 | 1 | 1.5 | 1.75 | 2 | 2.25 | 2.75 |
| Shade length to: | 36" | 48" | 60" | 72" | 84" | 96" | |
| Vertical banding yardage | 2 | 2.75 | 3.5 | 4 | 4.75 | 5.5 | |
| **Boards selected as Y1 surcharge are fabric covered at no additional cost | | | | | | | |


NOTE: Due to safety standards, please install the cord retainer and do not remove the warning label

FLAT ROMAN SHADE WITH PERMANENT FOLDS AT BOTTOM

Shade has 4 permanent folds at bottom **at no additional charge**. Shades are mounted on 1x2 boards if no board depth is given. Shades are made for outside mount unless inside mount is specified. A deduction will be made for inside mount unless specified otherwise. Outside mount shades will be made with a small fabric flap covering the board returns. Shade is made with cord lock system unless otherwise specified.

| PRICE CHART | |
|----------------------|--------------------------|
| F1 (lined only) | |
| REQUIRED INFORMATION | |
| ✓ | Product name |
| ✓ | Fabric information |
| ✓ | Quantity |
| ✓ | Face Width of Board |
| ✓ | Inside or Outside Mount |
| ✓ | Returns |
| ✓ | Finished Length |
| ✓ | Controls (L/R) |
| ✓ | Lining Pattern and Color |

| OPTIONS | SURCHARGE |
|--|-------------|
| * Horizontal Band (up to 4") per band..... | C4 |
| * Horizontal COM Trim..... | C6 |
| * Vertical Band (up to 4") per band..... | T13 |
| * Cord Top or Bottom..... | T9 |
| * Easylift System (minimum board depth 2 1/4")..... | F4 |
| * Soft Shade Roller Spring System (cordless)..... | F4 |
| * All inside mount shades with Easylift will be mounted on 1 3/4" boards | |
| * Mount on Fabric Covered Board 2-6" depth..... | **Y1 per ft |
| * Special Hand Sewing..... | Z3 |
| * Interlined per Width..... | D7 |
| * Blackout Lined per Width..... | D7 |
| * 6" Valance in Shade Fabric..... | C4 |
| * Shade off back of board includes 6" valance..... | T12 |



Flat fabric flap on outside mount shades

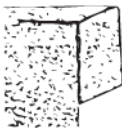

| C.O.M. YARDAGE REQUIREMENTS | | | | | | | |
|--|----------------|------|------|------|------|------|------|
| based on 54" solids | | | | | | | |
| Shade Length | Finished Width | | | | | | |
| | 24" | 36" | 48" | 60" | 72" | 84" | 96" |
| To 36" | 2 | 2 | 2 | 4 | 4 | 4 | 4 |
| 48" | 2.5 | 2.5 | 2.5 | 4.75 | 4.75 | 4.75 | 4.75 |
| 60" | 2.75 | 2.75 | 2.75 | 5.5 | 5.5 | 5.5 | 5.5 |
| 72" | 3 | 3 | 3 | 6 | 6 | 6 | 6 |
| 84" | 3.5 | 3.5 | 3.5 | 6.75 | 6.75 | 6.75 | 6.75 |
| 96" | 3.75 | 3.75 | 3.75 | 7.5 | 7.5 | 7.5 | 7.5 |
| Horizontal band or cord yardage | .25 | .25 | .25 | .5 | .5 | .5 | .5 |
| Horizontal C.O.M. trim yardage | .75 | 1 | 1.5 | 1.75 | 2 | 2.25 | 2.75 |
| Shade length to: | 36" | 48" | 60" | 72" | 84" | 96" | |
| Vertical Banding yardage | 2 | 2.5 | 2.75 | 3 | 3.5 | 3.75 | |
| **Boards selected as Y1 surcharge are fabric covered at no additional cost | | | | | | | |

NOTE: Due to safety standards, please install the cord retainer and do not remove the warning label

FLAT ROMAN SHADE WITH NO PERMANENT FOLDS
This flat contemporary shade has no permanent folds at the bottom but is very stable with a hidden weight bar in the hem. Shades are mounted on 1x2 boards if no board depth is given. Shades are made for outside mount unless inside mount is specified. A deduction will be made for inside mount unless specified otherwise. Outside mount shades will be made with a small fabric flap covering the board returns. Shade is made with cord lock system unless otherwise specified.

| PRICE CHART | |
|----------------------|--------------------------|
| F5 (lined only) | |
| REQUIRED INFORMATION | |
| ✓ | Product name |
| ✓ | Fabric information |
| ✓ | Quantity |
| ✓ | Face Width of Board |
| ✓ | Inside or Outside Mount |
| ✓ | Returns |
| ✓ | Finished Length |
| ✓ | Controls (L/R) |
| ✓ | Lining Pattern and Color |

| OPTIONS | SURCHARGE |
|--|-------------|
| * Horizontal Band (up to 4") per band..... | C4 |
| * Horizontal COM Trim..... | C6 |
| * Vertical Band (up to 4") per band..... | T13 |
| * Cord Top or Bottom..... | T9 |
| * Easylift System (minimum board depth 2 1/4")..... | F4 |
| * Soft Shade Roller Spring System (cordless)..... | F4 |
| * All inside mount shades with Easylift will be mounted on 1 3/4" boards | |
| * Mount on Fabric Covered Board 2-6" depth..... | **Y1 per ft |
| * Special Hand Sewing..... | Z3 |
| * Interlined per Width..... | D7 |
| * Blackout Lined per Width..... | D7 |
| * 6" Valance in Shade Fabric..... | C4 |
| * Shade off back of board includes 6" valance..... | T12 |



Flat fabric flap on outside mount shades

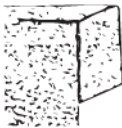
| COM YARDAGE REQUIREMENTS | | | | | | | |
|---|----------------|------|------|------|------|------|------|
| Based on 54" solids | | | | | | | |
| | Finished Width | | | | | | |
| Shade length | 24" | 36" | 48" | 60" | 72" | 84" | 96 |
| To 36" | 1.33 | 1.33 | 1.33 | 2.67 | 2.67 | 2.67 | 2.67 |
| 48" | 1.67 | 1.67 | 1.67 | 3.33 | 3.33 | 3.33 | 3.33 |
| 60" | 2 | 2 | 2 | 4 | 4 | 4 | 4 |
| 72" | 2.33 | 2.33 | 2.33 | 4.67 | 4.67 | 4.67 | 4.67 |
| 84" | 2.67 | 2.67 | 2.67 | 5.33 | 5.33 | 5.33 | 5.33 |
| 96" | 3 | 3 | 3 | 6 | 6 | 6 | 6 |
| Horizontal band or cord yardage | .25 | .25 | .25 | .5 | .5 | .5 | .5 |
| Horizontal COM trim yardage | .75 | 1 | 1.5 | 1.75 | 2 | 2.25 | 2.75 |
| Shade Length to: | | 36" | 48" | 60" | 72" | 84" | 96" |
| Vertical Banding yardage | | 1.33 | 1.67 | 2 | 2.33 | 2.67 | 3 |
| **Boards selected as Y1 surcharge are fabric covered at no additional cost. | | | | | | | |

NOTE: Due to safety standards, please install the cord retainer and do not remove the warning label

CASUAL ROMAN SHADE
Shade has approx. 4 folds at bottom when lowered. Rings are sewn at sides only. Shades are mounted on 1x2 boards if no board depth is given. Shades are made for outside mount unless inside mount is specified. A deduction will be made for inside mount unless specified otherwise. Outside mount shades will be made with a small fabric flap covering the board returns. Shade is made with cord lock system unless otherwise specified. Not recommended for windows over 50" wide.

| PRICE CHART | |
|----------------------|--------------------------|
| F1 (lined only) | |
| REQUIRED INFORMATION | |
| ✓ | Product name |
| ✓ | Fabric information |
| ✓ | Quantity |
| ✓ | Face Width of Board |
| ✓ | Inside or Outside Mount |
| ✓ | Returns |
| ✓ | Finished Length |
| ✓ | Controls (L/R) |
| ✓ | Lining Pattern and Color |

| OPTIONS | SURCHARGE |
|--|-------------|
| * Horizontal COM Trim Top..... | C6 |
| * Vertical Band (up to 4") per band..... | T13 |
| * Horizontal Cord Top or Bottom..... | T9 |
| * Easylift System (minimum board depth 2 1/4")..... | F4 |
| * Soft Shade Roller Spring System (cordless)..... | F4 |
| * All inside mount shades with Easylift will be mounted on 1 3/4" boards | |
| * Mount on Fabric Covered Board 2-6" depth..... | **Y1 per ft |
| * Special Hand Sewing..... | Z3 |
| * Interlined per Width..... | D7 |
| * Blackout Lined per Width..... | D7 |
| * 6" Valance in Shade Fabric..... | C4 |
| * Shade off back of board includes 6" valance..... | T12 |



NOTE: Shade may have dog ear flaps if return changes look of shade

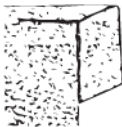

| C.O.M. YARDAGE REQUIREMENTS | | | |
|--|----------------|------|------|
| based on 54" solids | | | |
| | Finished Width | | |
| Shade Length | 24" | 36" | 50" |
| To 36" | 2 | 2 | 4 |
| 48" | 2.5 | 2.5 | 4.75 |
| 60" | 2.75 | 2.75 | 5.5 |
| 72" | 3 | 3 | 6 |
| 84" | 3.5 | 3.5 | 6.75 |
| 96" | 3.75 | 3.75 | 7.5 |
| Horizontal band or cord yardage | .25 | .25 | .5 |
| Horizontal C.O.M. trim yardage | .75 | 1 | 2 |
| Shade length to: | | 36" | 48 " |
| Vertical banding yardage | | 2 | 2.5 |
| **Boards selected as Y1 surcharge are fabric covered at no additional cost | | | |

NOTE: Due to safety standards, please install the cord retainer and do not remove the warning label

Slouched Roman Shade
Shade has approx. 4 folds at bottom when lowered. Shades are mounted on 1x2 boards if no board depth is given. Shades are made for outside mount unless inside mount is specified. A deduction will be made for inside mount unless specified otherwise. Outside mount shades will be made with a small fabric flap covering the board returns. Shade is made with cord lock system unless otherwise specified. Swoop spacing is approx. 15-20" wide.

| Price Chart | |
|----------------------|--------------------------|
| F1 (lined only) | |
| Required Information | |
| ✓ | Product name |
| ✓ | Fabric information |
| ✓ | Quantity |
| ✓ | Face Width of Board |
| ✓ | Inside or Outside Mount |
| ✓ | Returns |
| ✓ | Finished Length |
| ✓ | Controls (L/R) |
| ✓ | Lining Pattern and Color |

| Options | Surcharge |
|--|-------------|
| * Horizontal COM Trim Top..... | C6 |
| * Vertical Band (up to 4") per band..... | T13 |
| * Horizontal Cord Top or Bottom..... | T9 |
| * Easylift System (minimum board depth 2 1/4")..... | F4 |
| * Soft Shade Roller Spring System (cordless)..... | F4 |
| * All inside mount shades with Easylift will be mounted on 1 3/4" boards | |
| * Mount on Fabric Covered Board 2-6" depth..... | **Y1 per ft |
| * Special Hand Sewing..... | Z3 |
| * Interlined per Width..... | D7 |
| * Blackout Lined per Width..... | D7 |
| * 6" Valance in Shade Fabric..... | C4 |
| * Shade off back of board includes 6" valance..... | T12 |



NOTE: Shade may have dog ear flaps if return changes look of shade


| C.O.M. YARDAGE REQUIREMENTS | | | |
|--|----------------|------|------|
| based on 54" solids | | | |
| | Finished Width | | |
| Shade Length | 24" | 36" | 50" |
| To 36" | 2 | 2 | 4 |
| 48" | 2.5 | 2.5 | 4.75 |
| 60" | 2.75 | 2.75 | 5.5 |
| 72" | 3 | 3 | 6 |
| 84" | 3.5 | 3.5 | 6.75 |
| 96" | 3.75 | 3.75 | 7.5 |
| Horizontal band or cord yardage | .25 | .25 | .5 |
| Horizontal C.O.M. trim yardage | .75 | 1 | 2 |
| Shade length to: | | 36" | 48 " |
| Vertical banding yardage | | 2 | 2.5 |
| **Boards selected as Y1 surcharge are fabric covered at no additional cost | | | |

NOTE: Due to safety standards, please install the cord retainer and do not remove the warning label

Casual Roman Shade with Center Pleat
Shade has approx. 4 folds at bottom when lowered. Shade has 1 inverted center pleat. Shades are mounted on 1x2 boards if no board depth is given. Shades are made for outside mount unless inside mount is specified. A deduction will be made for inside mount unless specified otherwise. Outside mount shades will be made with a small fabric flap covering the board returns. Shade is made with cord lock system unless otherwise specified. Not recommended for windows over 50" wide.

| Price Chart | |
|----------------------|--------------------------|
| F2 (lined only) | |
| Required Information | |
| ✓ | Product name |
| ✓ | Fabric information |
| ✓ | Quantity |
| ✓ | Face Width of Board |
| ✓ | Inside or Outside Mount |
| ✓ | Returns |
| ✓ | Finished Length |
| ✓ | Controls (L/R) |
| ✓ | Lining Pattern and Color |

| Options | Surcharge |
|--|-------------|
| * Horizontal Cord Top..... | T9 |
| * Horizontal COM Trim Top..... | T10 |
| * Easylift System (minimum board depth 2 1/4")..... | F4 |
| * Soft Shade Roller Spring System (cordless)..... | F4 |
| * All inside mount shades with Easylift will be mounted on 1 3/4" boards | |
| * Mount on Fabric Covered Board 2-6" depth..... | **Y1 per ft |
| * Special Hand Sewing..... | Z3 |
| * Interlined per Width..... | D7 |
| * Blackout Lined per Width..... | D7 |
| * 6" Valance in Shade Fabric..... | C4 |
| * Shade off back of board includes 6" valance..... | T12 |



NOTE: Shade may have dog ear flaps if return changes look of shade

| C.O.M. YARDAGE REQUIREMENTS | | | |
|--|---------------------------------|------|------|
| based on 54" solids | | | |
| | Finished Width Includes Returns | | |
| Finished Length | 24" | 36" | 50" |
| To 36" | 4 | 4 | 4 |
| 48" | 4.75 | 4.75 | 4.75 |
| 60" | 5.50 | 5.50 | 5.5 |
| 72" | 6 | 6 | 6 |
| 84" | 6.75 | 6.75 | 6.75 |
| 96" | 7.50 | 7.50 | 7.5 |
| Horizontal band or cord yardage top only | .5 | .5 | .5 |
| Horizontal C.O.M. trim yardage top only | .75 | 1 | 1.5 |
| **Boards selected as Y1 surcharge are fabric covered at no additional cost | | | |

NOTE: Due to safety standards, please install the cord retainer and do not remove the warning label

Accessories - General Information

General Information.....74
Shipping.....74
Tiebacks.....75-76
Bows.....76
Rosettes.....76
Jabots.....76
Velcro.....77
Covered Buttons.....77
Buttonholes.....77
Tablecloths.....77
Throw Pillows.....78-81

Accessories Pricing

Straight Tieback.....75
Contour Tieback.....75
Straight Tieback with Cord.....75
Contour Tieback with Cord.....75
Straight Tieback with Banding.....75
Straight Tieback with Rosette.....75
Shirred Tieback.....76
Jumbo Cord Shirred Tieback.....76
Ruffled Tieback.....76
Double Bow.....76
Bow with Tails.....76
Full Rosette.....76
Button Rosette.....76
Jabots.....76
Shirred Fan Jabot.....76
Reverse Cascade.....76
Table Runner.....77
Placemats.....77
Napkins.....77
Covered Buttons.....77
Buttonholes.....77
Velcro.....77
Table Round.....77
Table Square.....77
Pillows.....78-81

Tiebacks

- Tieback length is determined in the following manner:
 - * For a two-way draw, tieback length would be 1/2 the rod
 - * For a one-way draw, tieback length would be same as rod width

- Tiebacks will be made 3" wide unless otherwise specified.

- Tiebacks have a pella inside and include a brass tieback ring on each end. Velcro may be requested at no additional cost.

Bows

- We offer a double bow or bow with tails which can be used decoratively on many treatments. Bow are self-lined and have a hook and loop fastener.

Rosettes

- Rosettes will be made 6" in diameter with a hook and loop fastener unless otherwise specified.

Throw Pillows

- Throw pillows are lined inside and filled with fabric covered polyester inserts.

- Our throw pillows do not have an opening unless otherwise specified. In this case, we offer a velcro opening.

- Invisible zippers available. Due to some cording or trim, the zipper may be set up from bottom edge.

- Pillows will be made 16" if no size is specified. Pillows will be made square if no preference is given.

- **Note about large repeats - 25" +**
Fabrics with a repeat of 25" and over may need an additional repeat per pillow to allow for pattern centering. When using RM COCO fabric there will be an additional fabric repeat charged.

- Pillow size does not include the size of flange or ruffle.

Tablecloths

- Tablecloths are unlined and finished with a shirttail hem.

Jabots

- Jabots are self-lined. They measure from 3" at the narrowest to 4 1/2" at the widest unless otherwise specified. Jabots can be up to 22" long. Please make sure to specify desired length.

Velcro

- Hook and loop can be sewn on when applicable. An adhesive velcro is also available when the treatment does not permit sewing or stapling to a board.

Covered Buttons

- 1 1/2" buttons will be used unless specified otherwise. Other sizes available upon request are as follows: 1/2", 3/4", 7/8", 1", 1 1/8", 1 1/2".

Button Holes

- Buttonholes are available from 3/4" to 2 1/2". Please specify the size. When buttonholes are used on the returns of the rod pocket draperies, the buttonhole will be on the front of the pocket unless requested otherwise.

Shipping

- All accessories are bagged in plastic. Shipments are FOB workroom Cape Girardeau, Missouri and will be shipped regular ground unless otherwise specified. (You will be charged for freight and handling).

Accessories - Tiebacks

Accent your window design with a coordinating custom-made tieback. Whether you want simple and functional or eye-catching and ornate, Custom Creations can complete the look you seek.

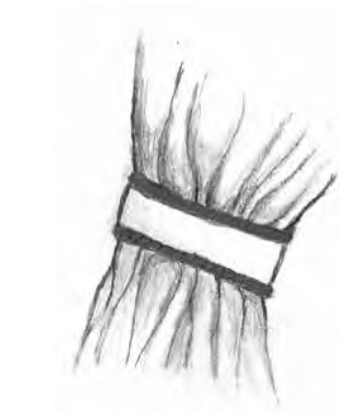
Tieback Pricing

All tiebacks are priced per pair. For pricing choose style and see corresponding price chart.

*Prices and yardage based on 48-54" wide fabric.

Required Information

- ✓ Product name
- ✓ Fabric information
- ✓ Quantity
- ✓ Length



Straight Tieback with Cord

Price Chart - Per Pair

G1 + G3 (cording on top and bottom)

COM Yardage Requirements

3/4 yard + 1/2 for cording per pair.
*Small cord will be used if cord size is not specified.



Contour Tieback with Cord

Price Chart - Per Pair

G2 + G3 (cording top and bottom)

COM Yardage Requirements

1 yard + 3/4 yard for cording per pair.
*Small cord will be used if cord size is not specified.



Straight Tieback with Banding

Price Chart - Per Pair

G1 + G3

COM Yardage Requirements

3/4 yard + 1/2 yard for banding per pair.
*2" banding will be used if banding size is not specified.



Tieback with Button Rosette

Price Chart - Per Pair

G1 + A3 Rosettes

COM Yardage Requirements

3/4 yard + 3/4 yard for rosettes per pair.
*Tieback is 4" wide with a 5" rosette if no sizes are specified.



Straight Tieback

Price Chart - Per Pair

G1

COM Yardage Requirements

1/2 yard per pair



Contour Tieback

Price Chart - Per Pair

G2

COM Yardage Requirements

1 yard per pair



JUMBO CORD SHIRRED TIEBACK

PRICE CHART - PER PAIR
G2

COM YARDAGE REQUIREMENTS
1 1/2 yards per pair



SHIRRED TIEBACK

PRICE CHART - PER PAIR
G2


COM YARDAGE REQUIREMENTS
1 1/2 yards per pair



RUFFLED TIEBACK

PRICE CHART - PER PAIR
G1 + G3 Ruffling

COM YARDAGE REQUIREMENTS
3/4 yard + 1 yard for ruffling per pair.
*Ruffle size is 3" if size is not specified.



TABLERUNNER

Unlined with shirt tail hem. Made from 1 width of fabric.

PRICE CHART

D1 - 1 width column using 48-54" fabric

REQUIRED INFORMATION

- ✓ Product Name
- ✓ Fabric Information
- ✓ Quantity
- ✓ Width
- ✓ Length

OPTIONS

SURCHARGE

- * Tapered Ends.....No Surcharge
- * Sew Tassels (each).....Z1
- * COM Trim.....E2
- * Ruffling (shirt tail hem).....E3
- * Lined (includes lining).....E2



PLACEMATS

Choose oval or rectangle
Specify regular or corded

PRICE CHART

Regular - G1 - Self-lined
Corded - G2 - Self-lined

REQUIRED INFORMATION

- ✓ Product Name
- ✓ Fabric Information
- ✓ Quantity
- ✓ Size & Shape
- ✓ Regular or Corded

COM YARDAGE REQUIREMENTS

1/2 yard each and an additional 1/2 yard if corded

NAPKINS

12" Square Unlined

PRICE CHART

A3 set of four

REQUIRED INFORMATION

- ✓ Product Name
- ✓ Fabric Information

COM YARDAGE REQUIREMENTS

1/2 yard for 4 napkins based on 54" solid

TABLECLOTHS - ROUND OR SQUARE


Tablecloths are unlined with a shirt tail hem.

PRICE CHART


E1 - using 48-54" fabric

REQUIRED INFORMATION

- ✓ Product Name
- ✓ Fabric Information
- ✓ Quantity
- ✓ Diameter (if round) or Finished Width (if square)



ROUND WITH SQUARE



ROUND WITH CORD OPTION

C.O.M. YARDAGE REQUIREMENTS - TABLE ROUND

based on 48-54" solids

| Total Diameter | 42" | 60" | 72" | 90" | 108" |
|---------------------------|------|------|------|------|------|
| Fabric yardage | 1.5 | 3.75 | 4.25 | 5.25 | 9.5 |
| Ruffling yardage* or cord | 1.25 | 1.5 | 1.75 | 2 | 2.25 |
| C.O.M. Horizontal trim | 3.75 | 5.25 | 6.5 | 8 | 9.5 |

*A 3" ruffle will be used if no ruffle size is specified.

C.O.M. YARDAGE REQUIREMENTS - TABLE SQUARE

based on 54" solids

| Total Width | 42" | 60" | 72" | 90" | 108" |
|--------------------------|------|------|------|------|------|
| Fabric yardage | 1.5 | 2 | 2.25 | 2.75 | 3.25 |
| C.O.M. Trim yardage | 4.75 | 6.75 | 8 | 10 | 12 |
| Banding yardage* or cord | 1 | 1.75 | 2 | 2.5 | 3 |

*A 3" band will be used if no banding size is specified.

COVERED BUTTONS

Specify size 1/2", 3/4", 7/8", 1". 1 1/8", 1 1/2". 1 1/2" buttons will be used if size is not given.

PRICE CHART

Z1 - per button

BUTTONHOLES

Specify size of buttonhole. Available from 3/4" to 2 1/2".

PRICE CHART

Z1 - per button

VELCRO

Includes hook and loop. Sewn on when applicable.

PRICE CHART

V1 - per foot



JABOT - POINTED OR ROUND

Self-lined. Add flair to your design. Available in lengths up to 22".

PRICE CHART

A6

REQUIRED INFORMATION

- ✓ Product Name
- ✓ Fabric Information
- ✓ Quantity
- ✓ Length

COM YARDAGE REQUIREMENTS

3/4 yard each (based on 54" solid)



DOUBLE BOW

Width of bow will be 3" wide by 8" across. A smaller size may be specified. Bow has a hook and loop fastener.

PRICE CHART

A6

REQUIRED INFORMATION

- ✓ Product Name
- ✓ Fabric Information
- ✓ Quantity

COM YARDAGE REQUIREMENTS

3/4 yard each (based on 54" solid)



BOWS WITH TAILS

Width of bow will be 3" wide by 8" across and has 12" tails. A smaller size may be specified. Bow has hook and loop fastener.

PRICE CHART


A6

REQUIRED INFORMATION

- ✓ Product Name
- ✓ Fabric Information
- ✓ Quantity

COM YARDAGE REQUIREMENTS

3/4 yard each (based on 54" solid)



FULL OR BUTTON ROSETTE

PRICE CHART

A6


REQUIRED INFORMATION

- ✓ Product Name
- ✓ Fabric Information
- ✓ Quantity
- ✓ Size (4, 5 or 6") Button rosette available in 7" diameter

COM YARDAGE REQUIREMENTS

3/4 yard each (based on 54" solid)

*Rosettes will be made in 6" diameter if size is not specified.



SHIRRED FAN JABOT

Self-lined. Available in lengths up to 22".

PRICE CHART

P1

Z1 Button Option

Z1 Buttonhole Option

REQUIRED INFORMATION

- ✓ Product Name
- ✓ Fabric Information
- ✓ Quantity
- ✓ Length

COM YARDAGE REQUIREMENTS

1 1/2 yards each (based on 54" solid)



REVERSE CASCADE

Self-lined. Reverse cascades are often used on the inside corners of a bay window. Available in widths up to 18" and lengths up to 22"

PRICE CHART

P1

REQUIRED INFORMATION

- ✓ Product Name
- ✓ Fabric Information
- ✓ Quantity
- ✓ Length and Width

COM YARDAGE REQUIREMENTS

3/4 yard each (based on 54" solid)

BASIC PILLOW DESIGNS

PILLOW PRICING

All pillows are priced **each**.

REQUIRED INFORMATION

- ✓ Product Name
- ✓ Fabric Information
- ✓ Quantity
- ✓ Size

***NOTE ABOUT LARGE REPEATS - 25"+**

Fabrics with a repeat of 25" and over may need an additional repeat per pillow to allow for pattern centering. When using RM COCO fabric there will be an additional fabric repeat charged.

***NOTE**

Invisible zippers are available on pillows. Due to cording or trim, the zipper may be set up from bottom edge.



KNIFE EDGE

Pillow size will be 16" if no size is specified. Square pillows will be made if no preference is given.

PRICE CHART


A2 - Up to 18"
A3 - 19-30"

OPTIONS SURCHARGE

- * Covered Button.....Z1 per button
- * COM Trim.....G1 on COM Chart
- * Downforms 18", 20" or 22".....A7
- * Invisible Zipper.....A7
- * 22" Outdoor Form.....A7

COM YARDAGE REQUIREMENTS

Base Pillow - 3/4 yd (up to 18")
Base Pillow - 2 yds (19-30")



ENVELOPE CORDED

Pillow size may be up to 30". A small cord is used. Medium cord may be specified.

PRICE CHART

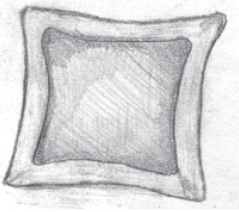
A3 - Up to 18" + A2 if corded
A5 - 19-30" + A2 if corded

OPTIONS SURCHARGE

- * Covered Button.....Z1 per button
- * COM Trim.....G1 on COM Chart
- * Downforms 18", 20" or 22".....A7
- * Invisible Zipper.....A7
- * 22" Outdoor Form.....A7

COM YARDAGE REQUIREMENTS

Base Pillow - 1 yd (up to 18")
Base Pillow - 2 1/2 yds (19-30")
Cording - 1 yd
Contrast Flap - 1/2 yd



FLANGED

Pillow size may be up to 30". Flange is 3" unless otherwise specified. Pillow size does not include flange.

PRICE CHART


A2 - Up to 18" + A4 Flange
A3 - 19-30" + A4 Flange

OPTIONS SURCHARGE

- * Stuffed Flange.....Z1
- * Corded.....A6
- * Downforms 18", 20" or 22".....A7
- * Invisible Zipper.....A7
- * 22" Outdoor Form.....A7

COM YARDAGE REQUIREMENTS

Base Pillow - 3/4 yd (up to 18")
Base Pillow - 2 yds (19-30")
Cording - 3/4 yd
Flange - 1 yd



BOLSTER - CORDED OR RUFFLED

Bolster size is 6" diameter x 18" long. A smaller size may be specified. Small cording used on corded bolster and 3" ruffling is standard unless otherwise specified.

PRICE CHART


A3 Base Pillow + A2 Cording or Ruffling

OPTIONS SURCHARGE

- * Corded and Ruffled.....A6
- * Invisible Zipper.....A7

COM YARDAGE REQUIREMENTS

Base Pillow - 1 yd
Cording (small cord) - 1/2 yd
Ruffling - 1/2 yd



CORDED

Pillow size may be up to 30". Small cord used unless otherwise specified.

PRICE CHART

A2 - Up to 18" + A1 Cord
A3 - 19-30" + A1 Cord

OPTIONS SURCHARGE

- * Ruffling.....A6
- * COM Trim.....G1 on COM Chart
- * Downforms 18", 20" or 22".....A7
- * Invisible Zipper.....A7
- * 22" Outdoor Form.....A7

COM YARDAGE REQUIREMENTS

Base Pillow - 3/4 yd (up to 18")
Base Pillow - 2 yds (19-30")
Cording (small cord) - 1/2 yd
Ruffling - 3/4 yd (up to 3" ruffle)



RUFFLED

Pillow size may be up to 30". A 3" ruffle is standard unless otherwise specified. Pillow size does not include ruffle.

PRICE CHART


A2 - Up to 18" + A6 Ruffle
A3 - 19-30" + A6 Ruffle

OPTIONS SURCHARGE

- * Cording.....A1
- * COM Trim.....G1 on COM Chart
- * Downforms 18", 20" or 22".....A7
- * Invisible Zipper.....A7
- * 22" Outdoor Form.....A7

COM YARDAGE REQUIREMENTS

Base Pillow - 3/4 yd (up to 18")
Base Pillow - 2 yds (19-30")
Ruffling - 3/4 yd
Cording (small cord) - 1/2 yd



CORNER KNOTS

Pillow size may be up to 30". Medium size cord used unless otherwise specified.

PRICE CHART

A2 - Up to 18" + A5 Cording
A3 - 19-30" + A5 Cording

OPTIONS SURCHARGE

- * Downforms 18", 20" or 22".....A7
- * Invisible Zipper.....A7
- * 22" Outdoor Form.....A7

COM YARDAGE REQUIREMENTS

Base Pillow - 3/4 yd (up to 18")
Base Pillow - 2 yds (19-30")
Cording (medium cord) - 3/4 yd

ENHANCE PILLOW DESIGNS

PILLOW PRICING

All pillows are priced **each**.

REQUIRED INFORMATION

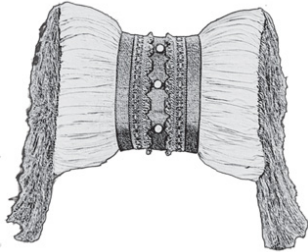


- ✓ Product Name
- ✓ Fabric Selection(s)
- ✓ Quantity
- ✓ Size

*NOTE

Pillows are not reversible. Back of pillow is the same as base fabric.


Invisible zippers are available. Due to cording or trim, the zipper may be set up from bottom edge.

- ✓ Trim Selection(s)
- ✓ Tassel Selection (if necessary)



KATHERINE

Pillow size is 12" x 20" wide. A smaller size may be specified. Pillow has a contrast fabric inset with trim on each side with base fabric on ends. Lipcord trims the perimeter of this stylish pillow with tassels fastened to corners.



PRICE CHART

A9 - Using highest fabric code + 3/4 yard of inset trim, 2 yards of outside trim and 4 tassels

COM YARDAGE REQUIREMENTS

Base Pillow - 1/2 yd of each fabric
Inset Trim - 3/4 yd
Outside Trim - 2 yds
Tassels - 4

JULIA

Pillow size is 18" x 18". A smaller size may be specified. Pillow has diamond shape contrast fabric inset with trim on each side and lipcord finishing the seams.

PRICE CHART

A10 - Using highest fabric code + 1 1/4 yard of inset trim, 2 1/4 yards of outside trim.

OPTIONS SURCHARGE

* Downforms 18", 20" or 22".....A7
* Invisible Zipper.....A7

COM YARDAGE REQUIREMENTS

Base Pillow - 3/4 yd
Inset Fabric - 1/2 yd
Inset Trim - 1 1/4 yds
Outside Trim - 2 1/4 yds

JESSICA

Pillow size is 18" x 18". A smaller size may be specified. Pillow has contrast fabric inset with trim on each side. The base fabric forms a border around the inset fabric and is accented with trim on all sides.

PRICE CHART

A8 - Using highest fabric code + 1 1/2 yards of inset trim and 2 1/4 yards of outside trim

OPTIONS SURCHARGE

* Downforms 18", 20" or 22".....A7
* Invisible Zipper.....A7

COM YARDAGE REQUIREMENTS

Base Pillow - 3/4 yd of each fabric
Inset Trim - 1 1/2 yds
Outside Trim - 2 1/4 yds

HANNAH

Pillow size is 12" x 18" wide. A smaller size may be specified. Pillow has a contrast fabric inset and features trim around the outside with base fabric on ends.

PRICE CHART

A12 - Using highest fabric code + 2 yards of outside trim.

OPTIONS SURCHARGE

* Downforms 12" x 18"A7
* Invisible Zipper.....A7

COM YARDAGE REQUIREMENTS

Base Pillow - 1/2 yd of each fabric
Outside Trim - 2 yards

VICTORIA

Pillow size is 10" x 20" wide. A smaller size may be specified. Pillow features a contrast fabric envelope flap with trim. Base fabric features fringe on both sides.

PRICE CHART

A9 - Using highest fabric code + 1/2 yard side fringe/trim and 1 yard flap trim

COM YARDAGE REQUIREMENTS

Base Pillow - 1/2 yd of each fabric
Side Fringe/Trim - 1/2 yard
Flap Trim - 1 yd

MELINDA

Pillow size is 18" x 18" square. A smaller size may be specified. Pillow has a contrast fabric square inset with trim on each side. The base fabric forms a border around the inset fabric and is accented with trim on all sides.

PRICE CHART

A10 - Using highest fabric code + 1 1/2 yards of inset trim and 2 1/4 yards of outside trim.

OPTIONS SURCHARGE

* Downforms 18", 20" or 22"A7
* Invisible Zipper.....A7

COM YARDAGE REQUIREMENTS

Base Pillow - 3/4 yd
Inset Fabric - 3/4 yd
Inset Trim 1 1/2 yds
Outside Trim - 2 1/4 yds

BEDSPREAD ENSEMBLES - GENERAL

INFORMATION

| | |
|----------------------------------|-------|
| General Information..... | 82 |
| Bedspreads & Coverlets..... | 82 |
| Dust Ruffles..... | 82 |
| Pillow Shams..... | 82 |
| Shipping..... | 82 |
| Order Forms..... | 83 |
| Standard Bedding Size Chart..... | 85 |
| Special Patterns..... | 85-87 |
| Comforter Patterns..... | 90 |
| Style Options..... | 91 |

BEDSPREAD PRICING

| | |
|--|----|
| Quilted Yardage - Hand Guided..... | 87 |
| Special Coverlets (special, block, tufted, channel)..... | 88 |
| Special Spreads (special, block, tufted, channel)..... | 88 |
| Outline Coverlet..... | 89 |
| Outline Spread..... | 89 |
| Comforters..... | 90 |
| Unquilted Throw Spread..... | 90 |
| Duvet Cover..... | 90 |

SURCHARGES

| | |
|--|----|
| Medium Cord Hem..... | 91 |
| Fitted with Cording and Gussets..... | 91 |
| Scalloped Hem..... | 91 |
| Reverse Sham..... | 91 |
| Throw with Cutout Corners and Gussets..... | 91 |
| Boxed Corners..... | 91 |
| Shirred Drop..... | 91 |
| Waterfall Foot..... | 91 |
| Tailored Dust Ruffle..... | 92 |
| Shirred Dust Ruffle..... | 92 |
| Cluster Shirred Dust Ruffle..... | 92 |
| Cluster Box Pleated Dust Ruffle..... | 92 |
| Box Pleated Dust Ruffle..... | 92 |
| Knife Edge Throw Pillow..... | 78 |
| Ruffled Throw Pillow..... | 78 |
| Envelope Corded Throw Pillow..... | 78 |
| Flanged Throw Pillow..... | 78 |
| Square Throw Pillow with Corner Knots..... | 78 |
| Bolster Pillow - Ruffled or Corded..... | 79 |
| Corded Throw Pillow..... | 79 |
| Tailored Sham..... | 93 |
| Corded Sham..... | 93 |
| Flanged Sham..... | 93 |
| Ruffled Sham..... | 93 |
| Envelope Sham with Cord..... | 93 |
| Flanged Sham with Cord..... | 93 |
| Ruffled Sham with Cord..... | 93 |
| Headboards..... | 94 |
| Headboard Options..... | 95 |

BEDSPREADS & COVERLETS

- We offer computer or hand guided quilting.

- Only 1 hand guided quilt pattern can be done on any one style.

-All corners are rounded on throw style unless otherwise specified.

- All bedspread hems are 1 1/2" faced.
- All bedspreads and coverlets have a standard 20" pillow tuck.

-We recommend dry cleaning all custom bedspreads and coordinates.

- Bedspreads and coordinates are bagged in plastic.

-Lining is poly cotton white (70% poly 30% cotton).

-Spreads will be made throw style unless otherwise specified.

-Fitted spreads are made with small cording at mattress edge unless otherwise specified.

-For modification to treatment, it is highly recommended and sometimes required for the customer to provide a photograph or detailed sketch with quote or order.

DUST RUFFLES

- All dust ruffles have a double 2" blindstitch hem.

-All dust ruffles have a three sided drop.

-A white poly cotton lining is used as the decking on all dust ruffles unless no decking is specified.

- Maximum length is 16" drop.

PILLOW SHAMS

- All pillow shams are lined inside the sham.

-The back of each sham is split for a pillow insert and has a velcro closure.

-Shams are unquilted.

-A 3" ruffle or 3" flange will be used unless otherwise specified.

-Shams with a repeat of 25" and over may require an extra repeat per sham when figuring yardage. If using RM COCO fabric, an additional repeat will be charged, in addition to the chart price.

SHIPPING

- Shipments are FOB workroom Cape Girardeau, Missouri and will be shipped regular ground unless otherwise specified. (You will be charged freight and handling).



Quote #:

Custom Creations

1389 Southern Expressway
Cape Girardeau, MO 63702-1270
Fax 800-501-6810
800-325-8025
customcreations@rmcoco.com

| | |
|----------------|---------------|
| Bill To | Acct # |
| Address | |
| City/State | Zip |
| Sidemark | |
| PO# | |
| Ship To | |
| Address | |
| City/State | Zip |
| Phone | |
| Order | Quote |
| Date | |

| SPREADS, COVERLETS & PILLOWS | | | | | | | | | | | | | | | | | | | | | | | | | | | | | | Sham/Pillow Options | | | | | | | | | | Spread Options | | | | | | | | | | Pricing | | | | | | | | | | | | | | | | | | | | | | | | | | | | | | | | | | | | | | | | | | | | | | | | | | | | | | | | | | | | | | | | | | | | | | | | | | | | | | | | | | | | | | | | | | | | | | | | | | | | | | | | | | | | | | | | | | | | | | | | | | | | | | | | | | | | | | | | | | | | | | | | | | | | | | | | | | | | | | | | | | | | | | | | | | | | | | | | | | | | | | | | | | | | | | | | | | | | | | | | | | | | | | | | | | | | | | | | | | | | | | | | | | | | | | | | | | | | | | | | | | | | | | | | | | | | | | | | | | | | | | | | | | | | | | | | | | | | | | | | | | | | | | | | | | | | | | | | | | | | | | | | | | | | | | | | | | | | | | | | | | | | | | | | | | | | | | | | | | | | | | | | | | | | | | | | | | | | | | | | | | | | | | | | | | | | | | | | | | | | | | | | | | | | | | | | | | | | | | | | | | | | | | | | | | | | | | | | | | | | | | | | | | | | | | | | | | | | | | | | | | | | | | | | | | | | | | | | | | | | | | | | | | | | | | | | | | | | | | | | | | | | | | | | | | | | | | | | | | | | | | | | | | | | | | | | | | | | | | | | | | | | | | | | | | | | | | | | | | | | | | | | | | | | | | | | | | | | | | | | | | | | | | | | | | | | | | | | | | | | | | | | | | | | | | | | | | | | | | | | | | | | | | | | | | | | | | | | | | | | | | | | | | | | | | | | | | | | | | | | | | | | | | | | | | | | | | | | | | | | | | | | | | | | | | | | | | | | | | | | | | | | | | | | | | | | | | | | | | | | | | | | | | | | | | | | | | | | | | | | | | | | | | | | | | | | | | | | | | | | | | | | | | | | | | | | | | | | | | | | | | | | | | | | | | | | | | | | | | | | | | | | | | | | | | | | | | | | | | | | | | | | | | | | | | | | | | | | | | | | | | | | | | | | | | | | | | | | | | | | | | | | | | | | | | | | | | | | | | | | | | | | | | | | | | | | | | | | | | | | | | | | | | | | | | | | | | | | | | | | | | | | | | | | | | | | | | | | | | | | | | | | | | | | | | | | | | | | | | | | | | | | | | | | | | | | | | | | | | | | | | | | | | | | | | | | | | | | | | | | | | | | | | | | | | | | | | | | | | | | | | | | | | | | | | | | | | | | | | | | | | | | | | | | | | | | | | | | | | | | | | | | | | | | | | | | | | | | | | | | | | | | | | | | | | | | | | | | | | | | | | | | | | | | | | | | | | | | | | | | | | |
|------------------------------|-----|--|--|--|-------------|------|------|-------|------|---------|--|--|----------|----------|---------------------------------|-------------|--------------|-------------|---------------|---------------------------|--------------------------|-------------------|--------------------|------|-------------|-------------------|------------------------|-----------------------|----------------------|---------------------|--|--|--|--|--|--|--|--|--|------------------------|---------------------|---------------|----------|---------|--------|---------|----------|--------------|----------------------|---------------------|----------------------|--|--|--|--|--|--|--|--|--|--|--|--|--|--|--|--|--|--|--|--|--|--|--|--|--|--|--|--|--|--|--|--|--|--|--|--|--|--|--|--|--|--|--|--|--|--|--|--|--|--|--|--|--|--|--|--|--|--|--|--|--|--|--|--|--|--|--|--|--|--|--|--|--|--|--|--|--|--|--|--|--|--|--|--|--|--|--|--|--|--|--|--|--|--|--|--|--|--|--|--|--|--|--|--|--|--|--|--|--|--|--|--|--|--|--|--|--|--|--|--|--|--|--|--|--|--|--|--|--|--|--|--|--|--|--|--|--|--|--|--|--|--|--|--|--|--|--|--|--|--|--|--|--|--|--|--|--|--|--|--|--|--|--|--|--|--|--|--|--|--|--|--|--|--|--|--|--|--|--|--|--|--|--|--|--|--|--|--|--|--|--|--|--|--|--|--|--|--|--|--|--|--|--|--|--|--|--|--|--|--|--|--|--|--|--|--|--|--|--|--|--|--|--|--|--|--|--|--|--|--|--|--|--|--|--|--|--|--|--|--|--|--|--|--|--|--|--|--|--|--|--|--|--|--|--|--|--|--|--|--|--|--|--|--|--|--|--|--|--|--|--|--|--|--|--|--|--|--|--|--|--|--|--|--|--|--|--|--|--|--|--|--|--|--|--|--|--|--|--|--|--|--|--|--|--|--|--|--|--|--|--|--|--|--|--|--|--|--|--|--|--|--|--|--|--|--|--|--|--|--|--|--|--|--|--|--|--|--|--|--|--|--|--|--|--|--|--|--|--|--|--|--|--|--|--|--|--|--|--|--|--|--|--|--|--|--|--|--|--|--|--|--|--|--|--|--|--|--|--|--|--|--|--|--|--|--|--|--|--|--|--|--|--|--|--|--|--|--|--|--|--|--|--|--|--|--|--|--|--|--|--|--|--|--|--|--|--|--|--|--|--|--|--|--|--|--|--|--|--|--|--|--|--|--|--|--|--|--|--|--|--|--|--|--|--|--|--|--|--|--|--|--|--|--|--|--|--|--|--|--|--|--|--|--|--|--|--|--|--|--|--|--|--|--|--|--|--|--|--|--|--|--|--|--|--|--|--|--|--|--|--|--|--|--|--|--|--|--|--|--|--|--|--|--|--|--|--|--|--|--|--|--|--|--|--|--|--|--|--|--|--|--|--|--|--|--|--|--|--|--|--|--|--|--|--|--|--|--|--|--|--|--|--|--|--|--|--|--|--|--|--|--|--|--|--|--|--|--|--|--|--|--|--|--|--|--|--|--|--|--|--|--|--|--|--|--|--|--|--|--|--|--|--|--|--|--|--|--|--|--|--|--|--|--|--|--|--|--|--|--|--|--|--|--|--|--|--|--|--|--|--|--|--|--|--|--|--|--|--|--|--|--|--|--|--|--|--|--|--|--|--|--|--|--|--|--|--|--|--|--|--|--|--|--|--|--|--|--|--|--|--|--|--|--|--|--|--|--|--|--|--|--|--|--|--|--|--|--|--|--|--|--|--|--|--|--|--|--|--|--|--|--|--|--|--|--|--|--|--|--|--|--|--|--|--|--|--|--|--|--|--|--|--|--|--|--|--|--|--|--|--|--|--|--|--|--|--|--|--|--|--|--|--|--|--|--|--|--|--|--|--|--|--|--|--|--|--|--|--|--|--|--|--|--|--|--|--|--|--|--|--|--|--|--|--|--|--|--|--|--|--|--|--|--|--|--|--|--|--|--|--|--|--|--|--|--|--|--|--|--|--|--|--|--|--|--|--|--|--|--|--|--|--|--|--|--|--|--|--|--|--|--|--|--|--|--|--|--|--|--|--|--|--|--|--|--|--|--|--|--|--|--|--|--|--|--|--|--|--|--|--|--|--|--|--|--|--|--|--|--|--|--|--|--|--|--|--|--|--|--|--|--|--|--|--|--|--|--|--|--|--|--|--|--|--|--|--|--|--|--|--|--|--|--|--|--|--|--|--|--|--|--|--|--|--|--|--|--|--|--|--|--|--|--|--|--|--|--|--|--|--|--|--|--|--|--|--|--|--|--|--|--|--|--|--|--|--|--|--|--|--|--|--|--|--|--|--|--|--|--|--|--|--|--|--|--|--|--|--|--|--|--|--|--|--|--|--|--|--|--|--|--|--|--|--|--|--|--|--|--|--|--|--|--|--|--|--|--|--|--|--|--|--|--|--|--|--|--|--|--|--|--|--|--|--|--|--|--|--|--|--|--|--|--|--|--|--|--|--|--|--|--|--|--|--|--|--|--|--|--|--|--|--|--|--|--|--|--|--|--|--|--|--|--|--|--|--|--|--|--|--|--|--|--|--|--|--|--|--|--|--|--|--|--|--|--|--|--|--|--|--|--|--|--|--|--|--|--|--|--|--|--|--|--|--|--|--|--|--|--|--|--|--|--|--|--|--|--|--|--|--|--|--|--|--|--|--|--|--|--|--|--|--|--|--|--|--|--|--|--|----|
| Pattern | | | | | Width | | | | | Code | | | | | | | | | | | | | | | | | | | | | | | | | | | | | | | | | | | | | | | | | | | | | | | | | | | | | | | | | | | | | | | | | | | | | | | | | | | | | | | | | | | | | | | | | | | | | | | | | | | | | | | | | | | | | | | | | | | | | | | | | | | | | | | | | | | | | | | | | | | | | | | | | | | | | | | | | | | | | | | | | | | | | | | | | | | | | | | | | | | | | | | | | | | | | | | | | | | | | | | | | | | | | | | | | | | | | | | | | | | | | | | | | | | | | | | | | | | | | | | | | | | | | | | | | | | | | | | | | | | | | | | | | | | | | | | | | | | | | | | | | | | | | | | | | | | | | | | | | | | | | | | | | | | | | | | | | | | | | | | | | | | | | | | | | | | | | | | | | | | | | | | | | | | | | | | | | | | | | | | | | | | | | | | | | | | | | | | | | | | | | | | | | | | | | | | | | | | | | | | | | | | | | | | | | | | | | | | | | | | | | | | | | | | | | | | | | | | | | | | | | | | | | | | | | | | | | | | | | | | | | | | | | | | | | | | | | | | | | | | | | | | | | | | | | | | | | | | | | | | | | | | | | | | | | | | | | | | | | | | | | | | | | | | | | | | | | | | | | | | | | | | | | | | | | | | | | | | | | | | | | | | | | | | | | | | | | | | | | | | | | | | | | | | | | | | | | | | | | | | | | | | | | | | | | | | | | | | | | | | | | | | | | | | | | | | | | | | | | | | | | | | | | | | | | | | | | | | | | | | | | | | | | | | | | | | | | | | | | | | | | | | | | | | | | | | | | | | | | | | | | | | | | | | | | | | | | | | | | | | | | | | | | | | | | | | | | | | | | | | | | | | | | | | | | | | | | | | | | | | | | | | | | | | | | | | | | | | | | | | | | | | | | | | | | | | | | | | | | | | | | | | | | | | | | | | | | | | | | | | | | | | | | | | | | | | | | | | | | | | | | | | | | | | | | | | | | | | | | | | | | | | | | | | | | | | | | | | | | | | | | | | | | | | | | | | | | | | | | | | | | | | | | | | | | | | | | | | | | | | | | | | | | | | | | | | | | | | | | | | | | | | | | | | | | | | | | | | | | | | | | | | | | | | | | | | | | | | | | | | | | | | | | | | | | | | | | | | | | | | | | | | | | | | | | | | | | | | | | | | | | | | | | | | | | | | | | | | | | | | | | | | | | | | | | | | | | | | | | | | | | | | | | | | | | | | | | | | | | | | | | | | | | | | | | | | | | | | | | | | | | | | | | | | | | | | | | | | | | | | | | | | | | | | | | | | | | | | | | | | | | | |
| | | | | | Repeat | | | | | Price | | | | | | | | | | | | | | | | | | | | | | | | | | | | | | | | | | | | | | | | | | | | | | | | | | | | | | | | | | | | | | | | | | | | | | | | | | | | | | | | | | | | | | | | | | | | | | | | | | | | | | | | | | | | | | | | | | | | | | | | | | | | | | | | | | | | | | | | | | | | | | | | | | | | | | | | | | | | | | | | | | | | | | | | | | | | | | | | | | | | | | | | | | | | | | | | | | | | | | | | | | | | | | | | | | | | | | | | | | | | | | | | | | | | | | | | | | | | | | | | | | | | | | | | | | | | | | | | | | | | | | | | | | | | | | | | | | | | | | | | | | | | | | | | | | | | | | | | | | | | | | | | | | | | | | | | | | | | | | | | | | | | | | | | | | | | | | | | | | | | | | | | | | | | | | | | | | | | | | | | | | | | | | | | | | | | | | | | | | | | | | | | | | | | | | | | | | | | | | | | | | | | | | | | | | | | | | | | | | | | | | | | | | | | | | | | | | | | | | | | | | | | | | | | | | | | | | | | | | | | | | | | | | | | | | | | | | | | | | | | | | | | | | | | | | | | | | | | | | | | | | | | | | | | | | | | | | | | | | | | | | | | | | | | | | | | | | | | | | | | | | | | | | | | | | | | | | | | | | | | | | | | | | | | | | | | | | | | | | | | | | | | | | | | | | | | | | | | | | | | | | | | | | | | | | | | | | | | | | | | | | | | | | | | | | | | | | | | | | | | | | | | | | | | | | | | | | | | | | | | | | | | | | | | | | | | | | | | | | | | | | | | | | | | | | | | | | | | | | | | | | | | | | | | | | | | | | | | | | | | | | | | | | | | | | | | | | | | | | | | | | | | | | | | | | | | | | | | | | | | | | | | | | | | | | | | | | | | | | | | | | | | | | | | | | | | | | | | | | | | | | | | | | | | | | | | | | | | | | | | | | | | | | | | | | | | | | | | | | | | | | | | | | | | | | | | | | | | | | | | | | | | | | | | | | | | | | | | | | | | | | | | | | | | | | | | | | | | | | | | | | | | | | | | | | | | | | | | | | | | | | | | | | | | | | | | | | | | | | | | | | | | | | | | | | | | | | | | | | | | | | | | | | | | | | | | | | | | | | | | | | | | | | | | | | | | | | | | | | | | | | | | | | | | | | | | | | | | | | | | | | | | | | | | | | | | | | | | | | | | | | | | | | | | | | | | | | | | | | | | | | | | | | | | | | | | | | | | | | | | | | | | | | | | | | | | | | | | | | | | | | | | | | | | | | | | | | | | | | | | | | | | | | | | | | | | | | | | | | | | | | |
| Color | | | | | Description | | | | | | | | | | | | | | | | | | | | | | | | | | | | | | | | | | | | | | | | | | | | | | | | | | | | | | | | | | | | | | | | | | | | | | | | | | | | | | | | | | | | | | | | | | | | | | | | | | | | | | | | | | | | | | | | | | | | | | | | | | | | | | | | | | | | | | | | | | | | | | | | | | | | | | | | | | | | | | | | | | | | | | | | | | | | | | | | | | | | | | | | | | | | | | | | | | | | | | | | | | | | | | | | | | | | | | | | | | | | | | | | | | | | | | | | | | | | | | | | | | | | | | | | | | | | | | | | | | | | | | | | | | | | | | | | | | | | | | | | | | | | | | | | | | | | | | | | | | | | | | | | | | | | | | | | | | | | | | | | | | | | | | | | | | | | | | | | | | | | | | | | | | | | | | | | | | | | | | | | | | | | | | | | | | | | | | | | | | | | | | | | | | | | | | | | | | | | | | | | | | | | | | | | | | | | | | | | | | | | | | | | | | | | | | | | | | | | | | | | | | | | | | | | | | | | | | | | | | | | | | | | | | | | | | | | | | | | | | | | | | | | | | | | | | | | | | | | | | | | | | | | | | | | | | | | | | | | | | | | | | | | | | | | | | | | | | | | | | | | | | | | | | | | | | | | | | | | | | | | | | | | | | | | | | | | | | | | | | | | | | | | | | | | | | | | | | | | | | | | | | | | | | | | | | | | | | | | | | | | | | | | | | | | | | | | | | | | | | | | | | | | | | | | | | | | | | | | | | | | | | | | | | | | | | | | | | | | | | | | | | | | | | | | | | | | | | | | | | | | | | | | | | | | | | | | | | | | | | | | | | | | | | | | | | | | | | | | | | | | | | | | | | | | | | | | | | | | | | | | | | | | | | | | | | | | | | | | | | | | | | | | | | | | | | | | | | | | | | | | | | | | | | | | | | | | | | | | | | | | | | | | | | | | | | | | | | | | | | | | | | | | | | | | | | | | | | | | | | | | | | | | | | | | | | | | | | | | | | | | | | | | | | | | | | | | | | | | | | | | | | | | | | | | | | | | | | | | | | | | | | | | | | | | | | | | | | | | | | | | | | | | | | | | | | | | | | | | | | | | | | | | | | | | | | | | | | | | | | | | | | | | | | | | | | | | | | | | | | | | | | | | | | | | | | | | | | | | | | | | | | | | | | | | | | | | | | | | | | | | | | | | | | | | | | | | | | | | | | | | | | | | | | | | | | | | | | | | | | | | | | | | | | | | | | | | | | | | | | | | | | | | | | | | | | | | | | | | | | | | | | | | | | | | | | | | | | | | | | | | | | | | | | | |
| | | | | | | | | | | | | | | | | | | | | | | | | | | | | | | | | | | | | | | | | Source | | | | | | | | | | | | | | | | | | | | | | | | | | | | | | | | | | | | | | | | | | | | | | | | | | | | | | | | | | | | | | | | | | | | | | | | | | | | | | | | | | | | | | | | | | | | | | | | | | | | | | | | | | | | | | | | | | | | | | | | | | | | | | | | | | | | | | | | | | | | | | | | | | | | | | | | | | | | | | | | | | | | | | | | | | | | | | | | | | | | | | | | | | | | | | | | | | | | | | | | | | | | | | | | | | | | | | | | | | | | | | | | | | | | | | | | | | | | | | | | | | | | | | | | | | | | | | | | | | | | | | | | | | | | | | | | | | | | | | | | | | | | | | | | | | | | | | | | | | | | | | | | | | | | | | | | | | | | | | | | | | | | | | | | | | | | | | | | | | | | | | | | | | | | | | | | | | | | | | | | | | | | | | | | | | | | | | | | | | | | | | | | | | | | | | | | | | | | | | | | | | | | | | | | | | | | | | | | | | | | | | | | | | | | | | | | | | | | | | | | | | | | | | | | | | | | | | | | | | | | | | | | | | | | | | | | | | | | | | | | | | | | | | | | | | | | | | | | | | | | | | | | | | | | | | | | | | | | | | | | | | | | | | | | | | | | | | | | | | | | | | | | | | | | | | | | | | | | | | | | | | | | | | | | | | | | | | | | | | | | | | | | | | | | | | | | | | | | | | | | | | | | | | | | | | | | | | | | | | | | | | | | | | | | | | | | | | | | | | | | | | | | | | | | | | | | | | | | | | | | | | | | | | | | | | | | | | | | | | | | | | | | | | | | | | | | | | | | | | | | | | | | | | | | | | | | | | | | | | | | | | | | | | | | | | | | | | | | | | | | | | | | | | | | | | | | | | | | | | | | | | | | | | | | | | | | | | | | | | | | | | | | | | | | | | | | | | | | | | | | | | | | | | | | | | | | | | | | | | | | | | | | | | | | | | | | | | | | | | | | | | | | | | | | | | | | | | | | | | | | | | | | | | | | | | | | | | | | | | | | | | | | | | | | | | | | | | | | | | | | | | | | | | | | | | | | | | | | | | | | | | | | | | | | | | | | | | | | | | | | | | | | | | | | | | | | | | | | | | | | | | | | | | | | | | | | | | | | | | | | | | | | | | | | | | | | | | | | | | | | | | | | | | | | | | | | | | | | | | | | | | | | | | | | | | | | | | | | | | | | | | | | | | | | | | | | | | | | | | | | | | | | | | | | | | | | | | | | | | | | | | | | | | | | | | | | | | | | | | | | | | | | | | | | | | | | |
| LINE | | | | | Size | | | | | Product | | | | | Quilting | | | | | Bed Size | | | | | Pillow | | | | | | | | | | | | | | | | | | | | | | | | | | | | | | | | | | | | | | | | | | | | | | | | | | | | | | | | | | | | | | | | | | | | | | | | | | | | | | | | | | | | | | | | | | | | | | | | | | | | | | | | | | | | | | | | | | | | | | | | | | | | | | | | | | | | | | | | | | | | | | | | | | | | | | | | | | | | | | | | | | | | | | | | | | | | | | | | | | | | | | | | | | | | | | | | | | | | | | | | | | | | | | | | | | | | | | | | | | | | | | | | | | | | | | | | | | | | | | | | | | | | | | | | | | | | | | | | | | | | | | | | | | | | | | | | | | | | | | | | | | | | | | | | | | | | | | | | | | | | | | | | | | | | | | | | | | | | | | | | | | | | | | | | | | | | | | | | | | | | | | | | | | | | | | | | | | | | | | | | | | | | | | | | | | | | | | | | | | | | | | | | | | | | | | | | | | | | | | | | | | | | | | | | | | | | | | | | | | | | | | | | | | | | | | | | | | | | | | | | | | | | | | | | | | | | | | | | | | | | | | | | | | | | | | | | | | | | | | | | | | | | | | | | | | | | | | | | | | | | | | | | | | | | | | | | | | | | | | | | | | | | | | | | | | | | | | | | | | | | | | | | | | | | | | | | | | | | | | | | | | | | | | | | | | | | | | | | | | | | | | | | | | | | | | | | | | | | | | | | | | | | | | | | | | | | | | | | | | | | | | | | | | | | | | | | | | | | | | | | | | | | | | | | | | | | | | | | | | | | | | | | | | | | | | | | | | | | | | | | | | | | | | | | | | | | | | | | | | | | | | | | | | | | | | | | | | | | | | | | | | | | | | | | | | | | | | | | | | | | | | | | | | | | | | | | | | | | | | | | | | | | | | | | | | | | | | | | | | | | | | | | | | | | | | | | | | | | | | | | | | | | | | | | | | | | | | | | | | | | | | | | | | | | | | | | | | | | | | | | | | | | | | | | | | | | | | | | | | | | | | | | | | | | | | | | | | | | | | | | | | | | | | | | | | | | | | | | | | | | | | | | | | | | | | | | | | | | | | | | | | | | | | | | | | | | | | | | | | | | | | | | | | | | | | | | | | | | | | | | | | | | | | | | | | | | | | | | | | | | | | | | | | | | | | | | | | | | | | | | | | | | | | | | | | | | | | | | | | | | | | | | | | | | | | | | | | | | | | | | | | | | | | | | | | | | | | | | | | | | | | | | | | | | | | | | | | | | | | | | | | | | | | | | | | | | | | | | | | | | | | | | | | | | | | | | | | | | | | | | | | | | | | | |
| | | | | | QTY | Twin | Full | Queen | King | Throw | Throw Style w/cutout corners & gussets | Fitted includes cutout corners & gussets | Coverlet | Bedsread | Comforter Double Fill (15.5 oz) | Pillow Sham | Throw Pillow | Dust Ruffie | Quilt Pattern | Fiber Fill 10 oz Standard | Fiber Fill 5.5 oz Option | Width of Mattress | Length of Mattress | Drop | Pillow Size | Form Poly or Down | Medium Cord Bottom Hem | Jumbo Cord Bottom Hem | Scalloped Bottom Hem | | | | | | | | | | | Reverse Sham Scalloped | Reverse Sham Corded | Reversible ** | Tailored | Flanged | Corded | Ruffled | Envelope | Quilted Sham | COM Yardage Required | Wholesale Cost Each | Total Wholesale Cost | | | | | | | | | | | | | | | | | | | | | | | | | | | | | | | | | | | | | | | | | | | | | | | | | | | | | | | | | | | | | | | | | | | | | | | | | | | | | | | | | | | | | | | | | | | | | | | | | | | | | | | | | | | | | | | | | | | | | | | | | | | | | | | | | | | | | | | | | | | | | | | | | | | | | | | | | | | | | | | | | | | | | | | | | | | | | | | | | | | | | | | | | | | | | | | | | | | | | | | | | | | | | | | | | | | | | | | | | | | | | | | | | | | | | | | | | | | | | | | | | | | | | | | | | | | | | | | | | | | | | | | | | | | | | | | | | | | | | | | | | | | | | | | | | | | | | | | | | | | | | | | | | | | | | | | | | | | | | | | | | | | | | | | | | | | | | | | | | | | | | | | | | | | | | | | | | | | | | | | | | | | | | | | | | | | | | | | | | | | | | | | | | | | | | | | | | | | | | | | | | | | | | | | | | | | | | | | | | | | | | | | | | | | | | | | | | | | | | | | | | | | | | | | | | | | | | | | | | | | | | | | | | | | | | | | | | | | | | | | | | | | | | | | | | | | | | | | | | | | | | | | | | | | | | | | | | | | | | | | | | | | | | | | | | | | | | | | | | | | | | | | | | | | | | | | | | | | | | | | | | | | | | | | | | | | | | | | | | | | | | | | | | | | | | | | | | | | | | | | | | | | | | | | | | | | | | | | | | | | | | | | | | | | | | | | | | | | | | | | | | | | | | | | | | | | | | | | | | | | | | | | | | | | | | | | | | | | | | | | | | | | | | | | | | | | | | | | | | | | | | | | | | | | | | | | | | | | | | | | | | | | | | | | | | | | | | | | | | | | | | | | | | | | | | | | | | | | | | | | | | | | | | | | | | | | | | | | | | | | | | | | | | | | | | | | | | | | | | | | | | | | | | | | | | | | | | | | | | | | | | | | | | | | | | | | | | | | | | | | | | | | | | | | | | | | | | | | | | | | | | | | | | | | | | | | | | | | | | | | | | | | | | | | | | | | | | | | | | | | | | | | | | | | | | | | | | | | | | | | | | | | | | | | | | | | | | | | | | | | | | | | | | | | | | | | | | | | | | | | | | | | | | | | | | | | | | | | | | | | | | | | | | | | | | | | | | | | | | | | | | | | | | | | | | | | | | | | | | | | | | | | | | | | | | | | | | | | | | | | | | | | | | | | | | | | | | | | | | | | | | | | | | | | | | | | | | | | | | | | | | | | | | | | | | | | | | | | | | | | | | |
| 1 | QTY | | | | | | | | | | | | | | | | | | | | | | | | | | | | | | | | | | | | | | | | | | | | | | | | | | | | | | | | | | | | | | | | | | | | | | | | | | | | | | | | | | | | | | | | | | | | | | | | | | | | | | | | | | | | | | | | | | | | | | | | | | | | | | | | | | | | | | | | | | | | | | | | | | | | | | | | | | | | | | | | | | | | | | | | | | | | | | | | | | | | | | | | | | | | | | | | | | | | | | | | | | | | | | | | | | | | | | | | | | | | | | | | | | | | | | | | | | | | | | | | | | | | | | | | | | | | | | | | | | | | | | | | | | | | | | | | | | | | | | | | | | | | | | | | | | | | | | | | | | | | | | | | | | | | | | | | | | | | | | | | | | | | | | | | | | | | | | | | | | | | | | | | | | | | | | | | | | | | | | | | | | | | | | | | | | | | | | | | | | | | | | | | | | | | | | | | | | | | | | | | | | | | | | | | | | | | | | | | | | | | | | | | | | | | | | | | | | | | | | | | | | | | | | | | | | | | | | | | | | | | | | | | | | | | | | | | | | | | | | | | | | | | | | | | | | | | | | | | | | | | | | | | | | | | | | | | | | | | | | | | | | | | | | | | | | | | | | | | | | | | | | | | | | | | | | | | | | | | | | | | | | | | | | | | | | | | | | | | | | | | | | | | | | | | | | | | | | | | | | | | | | | | | | | | | | | | | | | | | | | | | | | | | | | | | | | | | | | | | | | | | | | | | | | | | | | | | | | | | | | | | | | | | | | | | | | | | | | | | | | | | | | | | | | | | | | | | | | | | | | | | | | | | | | | | | | | | | | | | | | | | | | | | | | | | | | | | | | | | | | | | | | | | | | | | | | | | | | | | | | | | | | | | | | | | | | | | | | | | | | | | | | | | | | | | | | | | | | | | | | | | | | | | | | | | | | | | | | | | | | | | | | | | | | | | | | | | | | | | | | | | | | | | | | | | | | | | | | | | | | | | | | | | | | | | | | | | | | | | | | | | | | | | | | | | | | | | | | | | | | | | | | | | | | | | | | | | | | | | | | | | | | | | | | | | | | | | | | | | | | | | | | | | | | | | | | | | | | | | | | | | | | | | | | | | | | | | | | | | | | | | | | | | | | | | | | | | | | | | | | | | | | | | | | | | | | | | | | | | | | | | | | | | | | | | | | | | | | | | | | | | | | | | | | | | | | | | | | | | | | | | | | | | | | | | | | | | | | | | | | | | | | | | | | | | | | | | | | | | | | | | | | | | | | | | | | | | | | | | | | | | | | | | | | | | | | | | | | | | | | | | | | | | | | | | | | </ |

BEDSPREAD ENSEMBLES - STANDARD SPECIFICATIONS

The following standard bed sizes will be used unless specified otherwise. Spreads and coverlets will be made throw style unless specified otherwise.

BEDSPREAD SIZES

| | |
|----------------------|--------------------|
| Twin..... | 39 x 75 x 21" Drop |
| Full..... | 54 x 75 x 21" Drop |
| Queen..... | 60 x 80 x 21" Drop |
| King..... | 78 x 80 x 21" Drop |
| California King..... | 72 x 84 x 21" Drop |

COVERLET & COMFORTER SIZES

| | |
|----------------------|--------------------|
| Twin..... | 39 x 75 x 13" Drop |
| Full..... | 45 x 75 x 13" Drop |
| Queen..... | 60 x 80 x 13" Drop |
| King..... | 78 x 80 x 13" Drop |
| California King..... | 72 x 84 x 15" Drop |

PILLOW SHAM SIZES

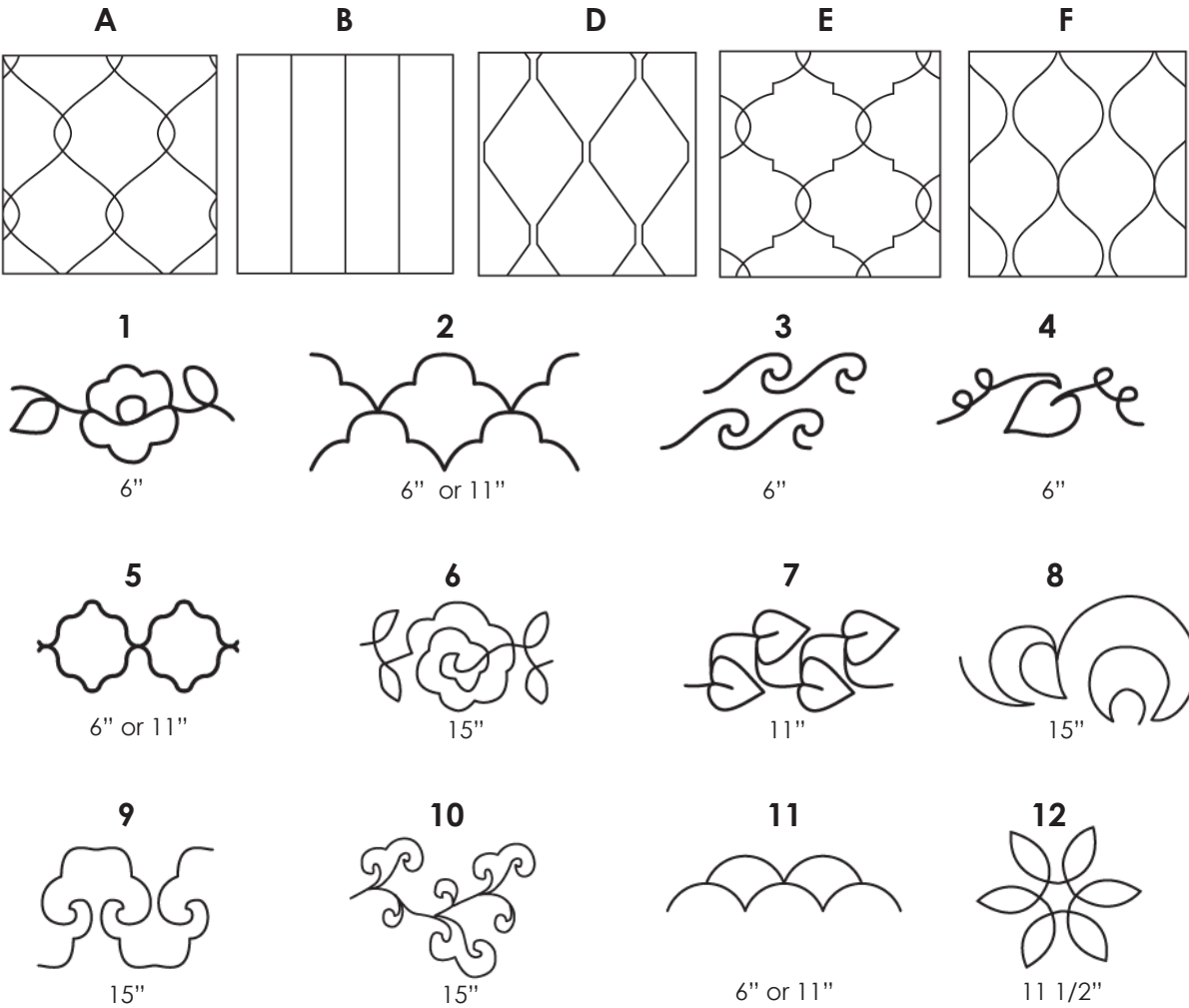
| | |
|---------------|----------|
| Twin..... | 20 x 26" |
| Full..... | 20 x 26" |
| Queen..... | 20 x 30" |
| King..... | 20 x 36" |
| Eurosham..... | 26 x 26" |

DUST RUFFLE SIZES

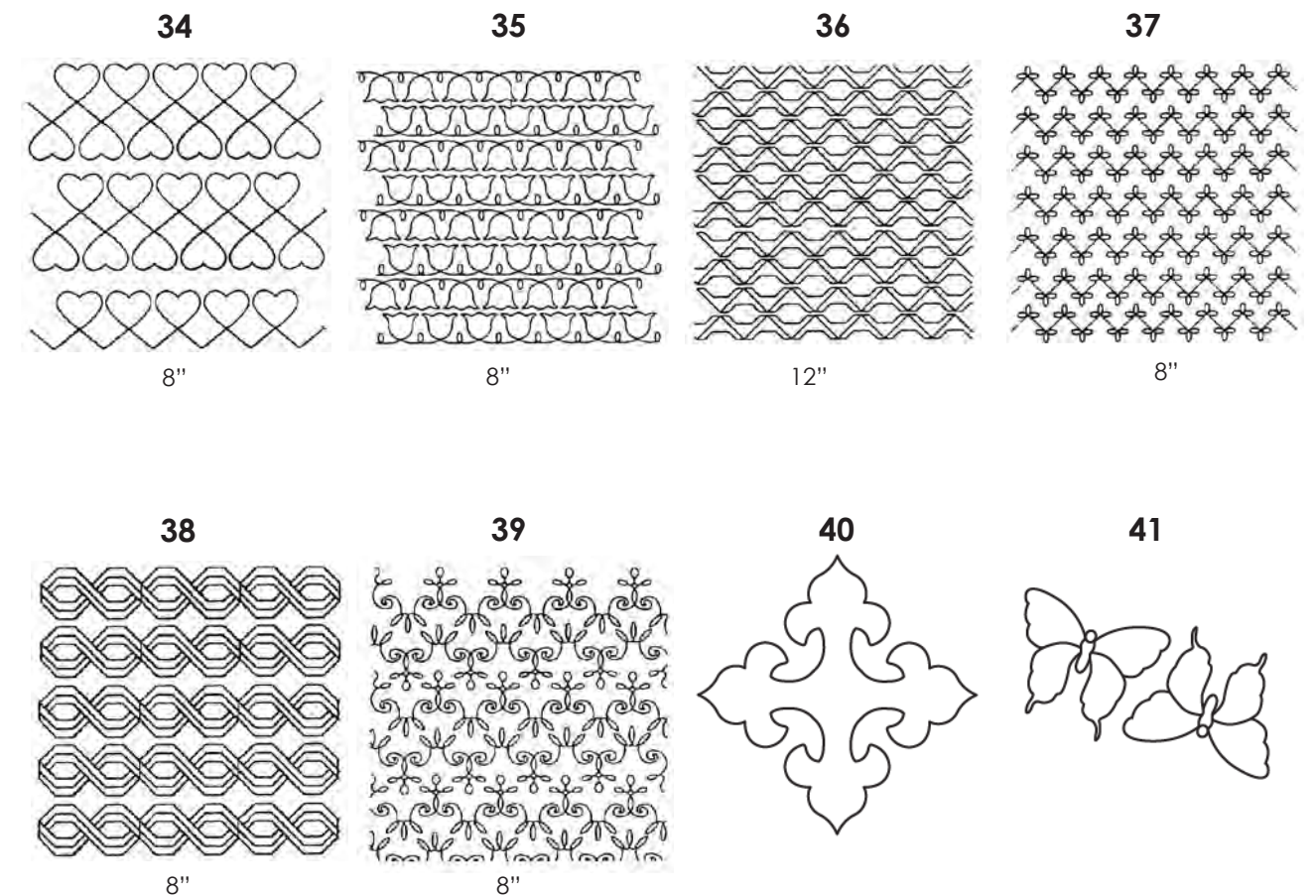
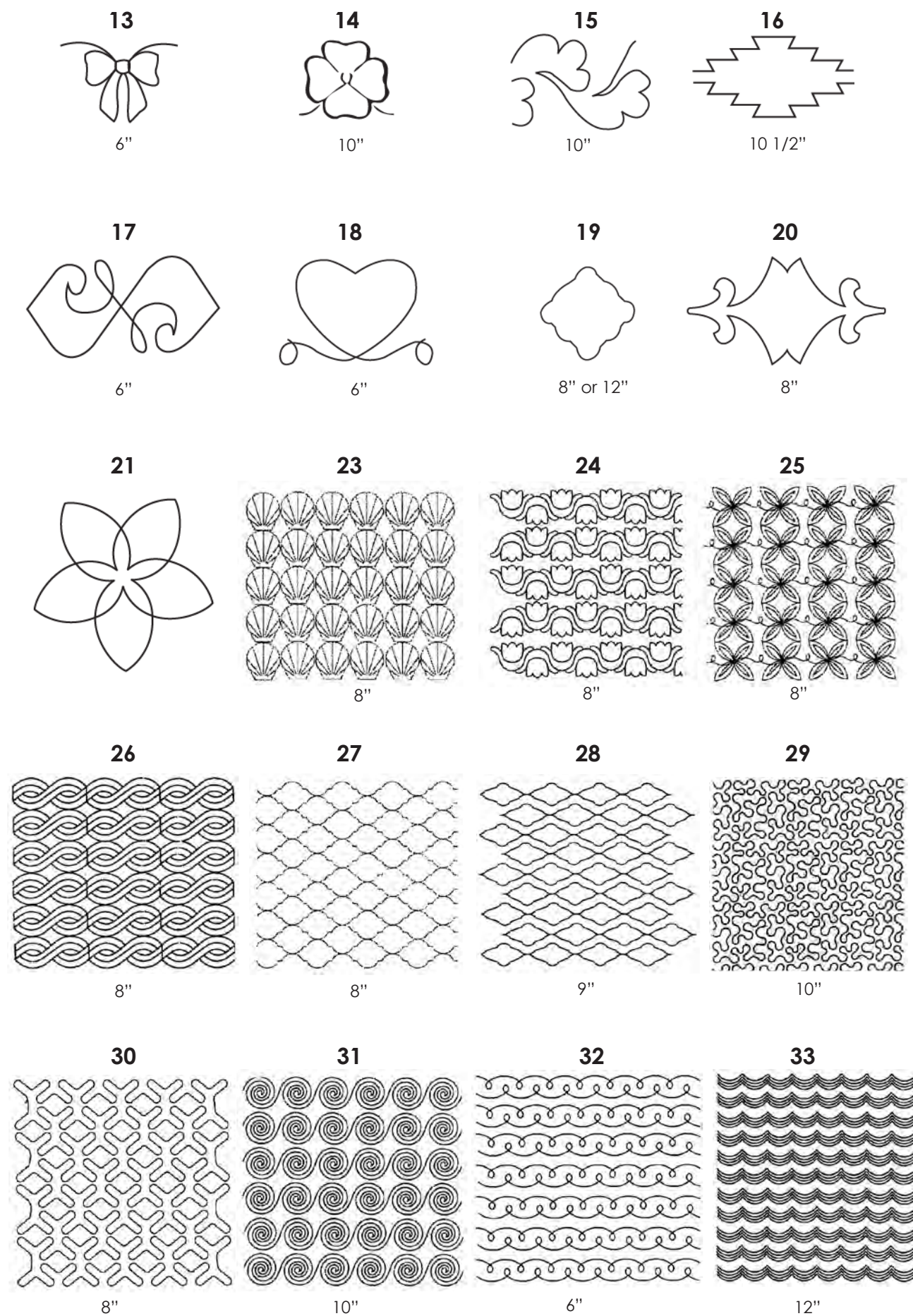
| | |
|------------|--------------------|
| Twin..... | 39 x 75 x 14" Drop |
| Full..... | 45 x 75 x 14" Drop |
| Queen..... | 60 x 80 x 14" Drop |
| King..... | 78 x 80 x 14" Drop |

SPECIAL QUILT PATTERNS

The following special quilt patters are available. We offer outline, block (minimum 6"), channel (minimum 6") and the following special patterns below. Small mini-prints and some tone on tone prints cannot be outlined. We match and join fabric patterns before quilting so that both the quilt and fabric patterns match. For hand guided quilting only please see price chart A2 for the charge per linear yard.



For special quilting yardage only, please refer to price chart A2 for the price per linear yard.



The sizes listed are the recommended diameters of the special quilt patterns. The pattern sizes are approximate and determined by spread dimensions.

QUILTED YARDAGE - HAND-GUIDED

Maximum 128" wide - Minimum 36" wide
Outline, block, channel, tacked or tufted and special patterns numbered 1-20, 10 oz. fil, white seamless poly-cotton lining. Fabric is seamed together before quilting. Matching thread at no additional cost.

PRICE CHART

A2 - per linear yard + A7 per linear yard if comforter fil

REQUIRED INFORMATION

- ✓ Product name
- ✓ Fabric information
- ✓ Width after seaming
- ✓ Length after seaming

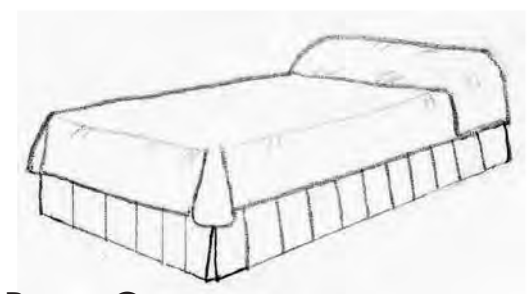
OPTIONS

* Comforter Poly-Fil (15 1/2 oz.).....No Surcharge

SURCHARGE

SPECIAL, BLOCK, CHANNEL OR TACKED
THROW COVERLET

Coverlet has 10 oz. fil, a white seamless poly-cotton lining, matching thread, 1 1/2" faced hems, 20" pillow tuck unless no tuck is specified. Tucks over 20" may require surcharge. Call for quote. Reversible coverlets have pillow case hems. If over 16" drop, see bedspread chart. Tacked quilting will have approx. 6-8" spacing unless otherwise specified and zig zag. Matching thread at no additional cost.
Note: Tack quilting will be zig zag unless specified otherwise. Not available using sheer fabric or sheer overlay. Upholstery weight fabric not available as tufted or tacked.



PRICE CHART

B11 - 48" to 54" fabric
Refer to coverlet sizes that will be used unless specified otherwise.

REQUIRED INFORMATION

- ✓ Product name
- ✓ Fabric information
- ✓ Quantity
- ✓ Size (Twin, Full, Queen or King)
- ✓ Bed Width
- ✓ Bed Length
- ✓ Drop
- ✓ Machine Quilt Pattern

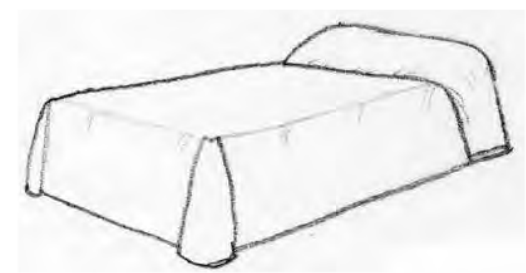
OPTIONS SURCHARGE

- * COM Tim at Hem.....B6
- * Medium Cord Hem.....B7
- * Cutout Corner with Gusset.....B6
- * Fitted (Includes Small Cording and Gussets).....B7
- * Split Corner (in center of bell - no gussets).....R5
- * Reverse Sham (36").....B7
- * Scalloped Hem.....B8
- * Shirred Drop.....B8
- * Reversible.....B9
- * Boxed Corners at Foot of Bed.....B6
- * Waterfall Foot.....B6
- * Reverse Sham Scalloped or Corded.....B8

| C.O.M. YARDAGE REQUIREMENTS <small>based on 54" solids</small> | | | | |
|---|------|------|-------|-------|
| Bed Size | Twin | Full | Queen | King |
| Fabric yardage for coverlet | 7 | 7 | 7.5 | 11.5 |
| C.O.M. trim yardage | 8.5 | 9 | 9.5 | 10 |
| Cord hem yardage | 1.5 | 1.5 | 2 | 2 |
| Cord for fitted yardage | 1.3 | 1.3 | 1.5 | 1.5 |
| Reverse sham yardage | 1 | 1 | 1 | 1.5 |
| Scalloped hem yardage | 2 | 2 | 2 | 2 |
| Shirred drop face yardage | 1.5 | 2.25 | 2.5 | 3 |
| Reversible or contrast lined | 7.5 | 7.5 | 11.75 | 11.75 |
| Shirred drop contrast yardage | 6 | 6.5 | 7 | 7.5 |

SPECIAL, BLOCK, CHANNEL OR TACKED
THROW SPREAD

Bedspread has 10 oz. fil, a white seamless poly-cotton lining, matching thread, 1 1/2" faced hems, 20" pillow tuck unless no tuck is specified. Tucks over 20" may require surcharge. Call for quote. Reversible spreads have pillow case hems. If over 26" drop, see bedspread chart. Tacked quilting will have approx. 6-8" spacing unless otherwise specified and zig zag. Matching thread at no additional cost.
Note: Tack quilting will be zig zag unless specified otherwise. Not available using sheer fabric or sheer overlay. Upholstery weight fabric not available as tufted or tacked.



PRICE CHART

B12 - 48" to 54" fabric
Refer to spread sizes that will be used unless specified otherwise.

REQUIRED INFORMATION

- ✓ Product name
- ✓ Fabric information
- ✓ Quantity
- ✓ Size (Twin, Full, Queen or King)
- ✓ Bed Width
- ✓ Bed Length
- ✓ Drop
- ✓ Machine Quilt Pattern

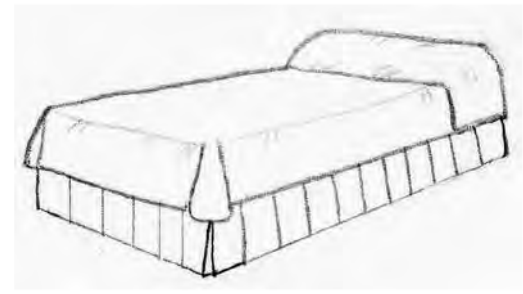
OPTIONS SURCHARGE

- * COM Tim at Hem.....B6
- * Medium Cord Hem.....B7
- * Cutout Corner with Gusset.....B6
- * Fitted (Includes Small Cording and Gussets).....B7
- * Split Corner (in center of bell - no gussets).....R5
- * Reverse Sham (36").....B7
- * Scalloped Hem.....B8
- * Shirred Drop.....B8
- * Over 26" Drop.....B7
- * Reversible.....B10
- * Boxed Corners at Foot of Bed.....B6
- * Waterfall Foot.....B6
- * Reverse Sham Scalloped or Corded.....B8

| C.O.M. YARDAGE REQUIREMENTS <small>based on 54" solids</small> | | | | |
|---|------|-------|-------|-------|
| Bed Size | Twin | Full | Queen | King |
| Fabric yardage for spreads | 7.5 | 11.25 | 11.75 | 12.25 |
| C.O.M. trim yardage | 9.5 | 10 | 10.5 | 11 |
| Cord hem yardage | 1.5 | 2 | 2 | 2 |
| Cord for fitted yardage | 1.5 | 1.5 | 1.5 | 1.5 |
| Reverse sham yardage | 1 | 1.5 | 1.5 | 1.5 |
| Scalloped hem yardage | 2 | 2 | 2 | 2 |
| Shirred drop face yardage | 2.25 | 3 | 3.75 | 4.5 |
| Over 26" drop face yardage | 1 | 1 | 1 | 1 |
| Reversible or contrast lined | 8 | 12 | 12.5 | 12.5 |
| Shirred drop contrast yardage | 9.5 | 10.5 | 10.5 | 11.5 |

OUTLINED (HAND-GUIDED) OR TUFTED
THROW COVERLET

Coverlet has 10 oz. fil, a white seamless poly-cotton lining, matching thread, 1 1/2" faced hems, 20" pillow tuck unless no tuck is specified. Tucks over 20" may require surcharge. Call for quote. Reversible coverlets have pillow case hems. If over 16" drop, see bedspread chart. Tufted quilting will have approx. 6-8" spacing unless otherwise specified and zig zag. Matching thread at no additional cost.



PRICE CHART

B4 - 48" to 54" fabric
Refer to coverlet sizes that will be used unless specified otherwise.

REQUIRED INFORMATION

- ✓ Product name
- ✓ Fabric information
- ✓ Quantity
- ✓ Size (Twin, Full, Queen or King)
- ✓ Bed Width
- ✓ Bed Length
- ✓ Drop
- ✓ Machine Quilt Pattern

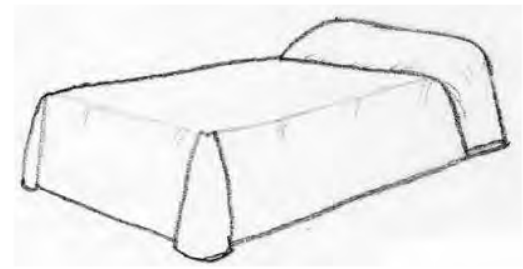
OPTIONS SURCHARGE

- * COM Tim at Hem.....B6
- * Medium Cord Hem.....B7
- * Cutout Corner with Gusset.....B6
- * Fitted (Includes Small Cording and Gussets).....B7
- * Split Corner (in center of bell - no gussets).....R5
- * Reverse Sham (36").....B7
- * Scalloped Hem.....B8
- * Shirred Drop.....B8
- * Reversible.....B9
- * Boxed Corners at Foot of Bed.....B6
- * Waterfall Foot.....B6
- * Reverse Sham Scalloped or Corded.....B8

| C.O.M. YARDAGE REQUIREMENTS <small>based on 54" solids</small> | | | | |
|---|------|------|-------|-------|
| Bed Size | Twin | Full | Queen | King |
| Fabric yardage for coverlet | 7 | 7 | 7.5 | 11.5 |
| C.O.M. trim yardage | 8.5 | 9 | 9.5 | 10 |
| Cord hem yardage | 1.5 | 1.5 | 2 | 2 |
| Cord for fitted yardage | 1.3 | 1.3 | 1.5 | 1.5 |
| Reverse sham yardage | 1 | 1 | 1 | 1.5 |
| Scalloped hem yardage | 2 | 2 | 2 | 2 |
| Shirred drop face yardage add | 1.5 | 2.25 | 2.5 | 3 |
| Reversible yardage | 7.5 | 7.5 | 11.75 | 11.75 |
| Shirred drop contrast yardage | 6 | 6.5 | 11.75 | 11.75 |

OUTLINED (HAND-GUIDED) OR TUFTED
THROW SPREAD

Bedspread has 10 oz. fil, a white seamless poly-cotton lining, matching thread, 1 1/2" faced hems, 20" pillow tuck unless no tuck is specified. Tucks over 20" may require surcharge. Call for quote. Reversible spreads have pillow case hems. If over 26" drop, see bedspread chart. Tufted quilting will have approx. 6-8" spacing unless otherwise specified and zig zag. Matching thread at no additional cost.



PRICE CHART

B5 - 48" to 54" fabric
Refer to spread sizes that will be used unless specified otherwise.

REQUIRED INFORMATION

- ✓ Product name
- ✓ Fabric information
- ✓ Quantity
- ✓ Size (Twin, Full, Queen or King)
- ✓ Bed Width
- ✓ Bed Length
- ✓ Drop
- ✓ Machine Quilt Pattern

OPTIONS SURCHARGE

- * COM Tim at Hem.....B6
- * Medium Cord Hem.....B7
- * Cutout Corner with Gusset.....B6
- * Fitted (Includes Small Cording and Gussets).....B7
- * Split Corner (in center of bell - no gussets).....R5
- * Reverse Sham (36").....B7
- * Scalloped Hem.....B8
- * Shirred Drop.....B8
- * Over 26" Drop.....B7
- * Reversible.....B10
- * Boxed Corners at Foot of Bed.....B6
- * Waterfall Foot.....B6
- * Reverse Sham Scalloped or Corded.....B8

| C.O.M. YARDAGE REQUIREMENTS <small>based on 54" solids</small> | | | | |
|---|------|-------|-------|-------|
| Bed Size | Twin | Full | Queen | King |
| Fabric yardage for spreads | 7.5 | 11.25 | 11.75 | 12.25 |
| C.O.M. trim yardage | 9.5 | 10 | 10.5 | 11 |
| Cord hem yardage | 1.5 | 2 | 2 | 2 |
| Cord for fitted yardage | 1.5 | 1.5 | 1.5 | 1.5 |
| Reverse sham yardage | 1 | 1.5 | 1.5 | 1.5 |
| Scalloped hem yardage | 2 | 2 | 2 | 2 |
| Shirred drop face yardage add | 2.25 | 3 | 3.75 | 4.5 |
| Over 26" drop yardage | 1 | 1 | 1 | 1 |
| Reversible yardage | 8 | 12 | 12.5 | 12.5 |
| Shirred drop contrast yardage | 9.5 | 10.5 | 10.5 | 11.5 |

CUSTOM COMFORTER - 15.5 OZ FIL

Comforters are made with 15.5 oz. fil and NO pillow tuck, white seamless poly-cotton lining and matching thread. Comforters are available in the following patterns: Special Quilting style numbers 2 (11"), 5 (11"), and 11 (11"). Blocks (minimum 9") special channel (minimum 8"). Circle tack (minimum 8" apart) 2" straight tack (minimum 8" apart) or 1/4" small zig zag tack (minimum 8" apart). Thread tufted (minimum 8" apart). Some large fabric patterns may be outlined.

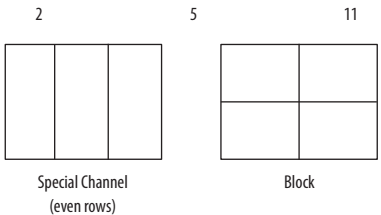
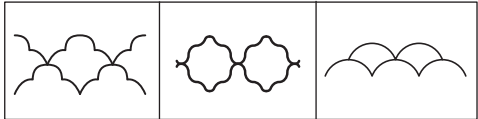
Note: Tack quilting will be zig zag unless specified otherwise. Not available using sheer fabric or sheer overlay. Upholstery weight fabric not available as tufted or tacked.

PRICE CHART

Using 48-54" Fabric
Special, Block or Channel Quilting
B11 - up to 16" drop + B6 (comforter fil)
B12 - over 16" drop + B6 (comforter fil)
Outline or Tufted Quilting
B4 - up to 16" drop + B6 (comforter fil)
B5 - over 16" drop + B6 (comforter fil)

REQUIRED INFORMATION

- ✓ Product name
 - ✓ Fabric information
 - ✓ Quantity
 - ✓ Size (Twin, Full, Queen or King)
 - ✓ Bed Width
 - ✓ Bed Length
 - ✓ Drop
 - ✓ Quilt Pattern
- Choose from:



OPTIONS SURCHARGE

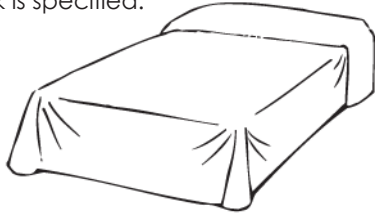
- * Comforter fil (15.5 oz.).....B6
- * COM Trim at Hem.....B6
- * Medium Cord Hem.....B7
- * Scalloped Hem.....B8
- * Reversible (up to 16" drop).....B9
- * Reversible (over 16" drop to 26" drop).....B10

| C.O.M. YARDAGE REQUIREMENTS based on 54" solids | | | | |
|--|------|------|-------|------|
| Bed Size | Twin | Full | Queen | King |
| Fabric yardage for comforter | 6 | 6 | 6.25 | 9.5 |
| C.O.M. trim yardage | 7.5 | 8 | 8.25 | 9 |
| Cord hem yardage | 1.5 | 1.5 | 2 | 2 |
| Scalloped hem yardage | 2 | 2 | 2 | 2 |
| Reversible yardage | 6.75 | 6.75 | 10.5 | 10.5 |

For comforter weight quilted yardage only, please refer to price chart A2 +A7 for the price per linear yard. *Matching thread at no additional cost

UNQUILTED THROW BEDSPREAD

This is an unlined, unquilted spread with blindstitched hems and rounded corners. Fabric widths are serged together at seams. Maximum drop is 26". Bedspread is made with a 20" pillow tuck unless no tuck is specified.



PRICE CHART

B1 - Unlined only (using 48-54" fabric)

REQUIRED INFORMATION

- ✓ Product name
- ✓ Fabric information
- ✓ Quantity
- ✓ Size (Twin, Full, Queen or King)
- ✓ Bed Width
- ✓ Bed Length
- ✓ Drop

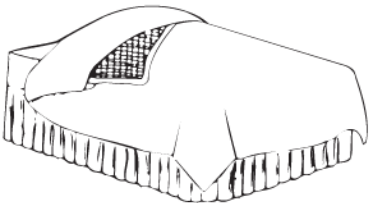
OPTIONS SURCHARGE

- * COM Trim at Hem.....B6
- * Medium Cord Hem.....B7
- * Fitted.....B7
- * Lined (Fitted Only).....B6 & B7

| C.O.M. YARDAGE REQUIREMENTS based on 54" solids | | | | |
|--|------|------|-------|------|
| Bed Size | Twin | Full | Queen | King |
| Fabric yardage (spread) | 7 | 7 | 11 | 11 |
| C.O.M. trim yardage | 9.5 | 9.9 | 10.3 | 10.9 |
| Fabric yardage (cording) | 1.2 | 1.5 | 1.5 | 1.5 |

DUVET COVER

Duvet is self-lined and pillow cased. Hook and loop (velcro closure at head). Duvets are unquilted.



PRICE CHART

B13 - Self-lined (using 48-54" fabric)

REQUIRED INFORMATION

- ✓ Product name
- ✓ Fabric information
- ✓ Quantity
- ✓ Size (Twin, Full, Queen or King)

OPTIONS SURCHARGE

- * Cord Hem (3 sides).....B7
- * Flanged (3 sides).....B7
- * COM Trim at hem.....B6
- * Buttons (each).....Z1
- * Button Holes (each).....Z1
- * Invisible Zipper.....D5


| C.O.M. YARDAGE REQUIREMENTS based on 54" solids | | | | |
|--|------|------|-------|------|
| Duvet Size | Twin | Full | Queen | King |
| Fabric yardage - self-lined | 10.5 | 10.5 | 11 | 16.5 |
| Fabric yardage - cording | 1.2 | 1.5 | 1.5 | 1.5 |
| Fabric yardage - flange | 2.75 | 2.75 | 2.75 | 2.75 |

BEDSPREAD & COVERLET STYLE OPTIONS

Choose from any of the following options and add the surcharge to get your total.

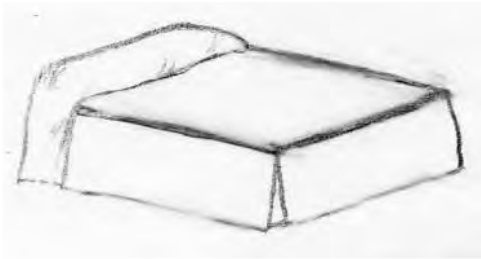
JUMBO CORD HEM

Surcharge B7



FITTED WITH CORDING & GUSSETS

Surcharge B7



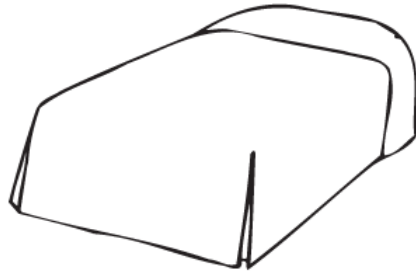
SCALLOPED HEM

Surcharge B8



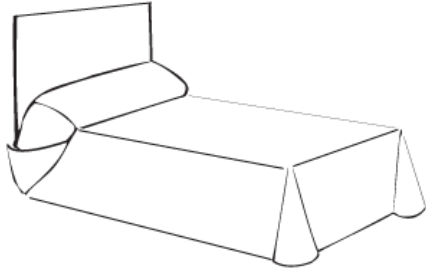
THROW WITH CUTOUT CORNERS & GUSSETS

Surcharge B6



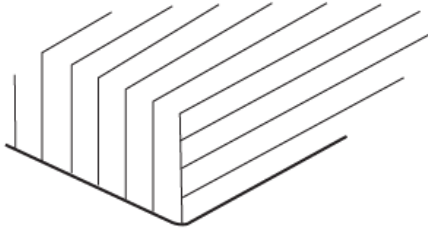
REVERSE SHAM

Surcharge B7




BOXED CORNERS AT FOOT OF BED

Surcharge B6



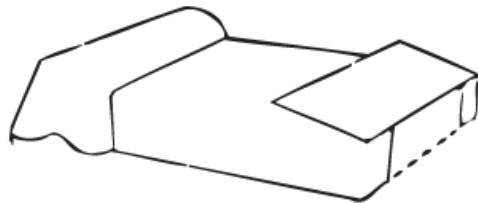
SHIRRED DROP

Surcharge B8



WATERFALL FOOT

Surcharge B6



DUST RUFFLES

REQUIRED INFORMATION

✓

Product Name

✓

Fabric Information

✓

Quantity

✓

Size (Twin, Full, Queen or King)

✓

Bed Width

✓

Bed Length

✓

Drop

OPTIONS

SURCHARGE

* Lined.....

R4

* Band Platform.....

R6

* Split Corners.....

R5

* Banding - Hem.....

R6

* Three Piece.....

R5

* Velcro (per foot).....

V1

TAILORED DUST RUFFLE

This style has inverted pleats at corners and at center of foot and sides on full queen and king sizes. Corner pleats only on twin size.



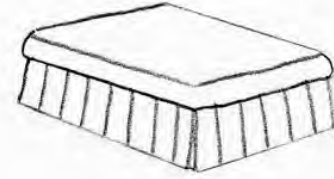
PRICE CHART

R1 - Using 48-54" fabric price. Based on length up to 16". If over 16" drop, call for pricing.

| C.O.M. YARDAGE REQUIREMENTS | | | | |
|-----------------------------|------|------|-------|------|
| based on 54" solids | | | | |
| Bed Size | Twin | Full | Queen | King |
| Fabric yardage | 3.5 | 4 | 4.5 | 5 |
| Band platform yardage | 2.25 | 2.25 | 2.5 | 2.5 |
| Band hem yardage | 1.5 | 1.75 | 1.75 | 2 |

BOX PLEATED DUST RUFFLE

Pleats are approx. 8-12" apart.



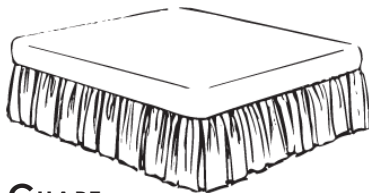
PRICE CHART

R3 - Using 48-54" fabric price. Based on length up to 16". If over 16" drop, call for pricing.

| C.O.M. YARDAGE REQUIREMENTS | | | | |
|-----------------------------|------|------|-------|------|
| based on 54" solids | | | | |
| Bed Size | Twin | Full | Queen | King |
| Fabric yardage | 5.5 | 6.5 | 7 | 7.5 |
| Band platform yardage | 2.25 | 2.25 | 2.5 | 2.5 |
| Band hem yardage | 2.5 | 2.75 | 3 | 3.25 |

SHIRRED DUST RUFFLE

This shirred style is gathered to 2 1/2 x's fullness.



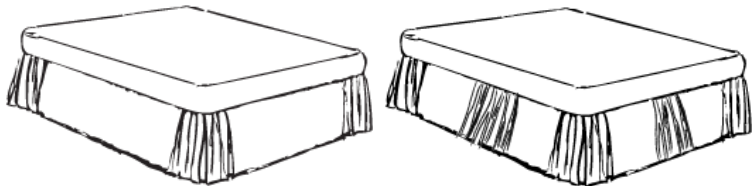
PRICE CHART

R2 - Using 48-54" fabric price. Based on length up to 16". If over 16" drop, call for pricing.

| C.O.M. YARDAGE REQUIREMENTS | | | | |
|-----------------------------|------|------|-------|------|
| based on 54" solids | | | | |
| Bed Size | Twin | Full | Queen | King |
| Fabric yardage | 6 | 6.5 | 7 | 7.5 |
| Band platform yardage | 2.25 | 2.25 | 2.5 | 2.5 |
| Band hem yardage | 2.5 | 2.75 | 3 | 3.25 |

CLUSTER SHIRRED DUST RUFFLE

This style has shirring at corner, center sides and center foot on full, queen and king sizes. Twin has shirring at corners only.



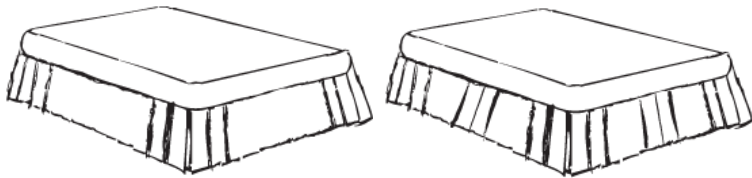
PRICE CHART

R2 - Using 48-54" fabric price. Based on length up to 16". If over 16" drop, call for pricing.

| C.O.M. YARDAGE REQUIREMENTS | | | | |
|-----------------------------|------|------|-------|------|
| based on 54" solids | | | | |
| Bed Size | Twin | Full | Queen | King |
| Fabric yardage | 4.75 | 5.25 | 6 | 6.25 |
| Band platform yardage | 2.25 | 2.25 | 2.5 | 2.5 |
| Band hem yardage | 2 | 2.25 | 2.5 | 2.5 |

CLUSTER PLEATED DUST RUFFLE

This style has cluster pleats at corner, center sides and center foot on full, queen and king sizes. Twin has pleats at corners only.



PRICE CHART

R2 - Using 48-54" fabric price. Based on length up to 16". If over 16" drop, call for pricing.

| C.O.M. YARDAGE REQUIREMENTS | | | | |
|-----------------------------|------|------|-------|------|
| based on 54" solids | | | | |
| Bed Size | Twin | Full | Queen | King |
| Fabric yardage | 4.75 | 5.25 | 6 | 6.25 |
| Band platform yardage | 2.25 | 2.25 | 2.5 | 2.5 |
| Band hem yardage | 2 | 2.25 | 2.5 | 2.5 |

PILLOW SHAMS

REQUIRED INFORMATION

✓

Product Name

✓

Fabric Information

✓

Quantity

✓

Size (Twin, Full, Queen or King)

*NOTE ABOUT LARGE REPEATS - 25"+

Fabrics with a repeat of 25" and over may need an additional repeat per sham to allow for pattern centering. When using RM COCO fabric there will be an additional fabric repeat charged.



TAILORED SHAM

PRICE CHART

P1

OPTIONS

SURCHARGE

* Full or Queen Insert.....P5

* King Insert.....P6

* Invisible Zipper.....A7

* Sew on COM Trim.....A3+ Cost of Trim

COM YARDAGE REQUIREMENTS

1 1/2 yds per sham



CORDED SHAM

PRICE CHART

P3

OPTIONS

SURCHARGE

* Full or Queen Insert.....P5

* King Insert.....P6

* Invisible Zipper.....A7

* Sew on COM Trim.....A3+ Cost of Trim

COM YARDAGE REQUIREMENTS

2 yds per sham (1 1/2 yds for sham, 1/2 yd for cord). Small cord will be used if no cord size is specified. If using contrast cord fabric of a lower code than base fabric, the difference will be deducted.



FLANGED SHAM

PRICE CHART

P2

OPTIONS

SURCHARGE

* Stuffed Flange.....Z1

* Contrast Flange.....P4

* Scalloped Flange.....A3

* Full or Queen Insert.....P5

* King Insert.....P6

* Invisible Zipper.....A7

* Sew on COM Trim.....A3+ Cost of Trim

COM YARDAGE REQUIREMENTS

2 yds per sham. The size of the flange is 3" unless otherwise specified.



ENVELOPE SHAM

PRICE CHART

P2

OPTIONS

SURCHARGE

* Covered Button.....Z1

* Buttonhole.....Z1

* Full or Queen Insert.....P5

* King Insert.....P6

* Invisible Zipper.....A7

* Sew on COM Trim.....A3+ Cost of Trim

COM YARDAGE REQUIREMENTS

2 yds per sham



ENVELOPE SHAM WITH CORD

PRICE CHART

P3

OPTIONS

SURCHARGE

* Covered Button.....Z1

* Buttonhole.....Z1

* Full or Queen Insert.....P5

* King Insert.....P6

* Invisible Zipper.....A7

* Sew on COM Trim.....A3+ Cost of Trim

COM YARDAGE REQUIREMENTS

3 yds per sham (2 yds for sham, 1 yd for cord). Small cord will be used if no cored size is specified. If using contrast cord fabric of a lower code than base fabric, the difference will be deducted.



FLANGED SHAM WITH CORD

PRICE CHART

P4

OPTIONS

SURCHARGE

* Stuffed Flange.....Z1

* Full or Queen Insert.....P5

* King Insert.....P6

* Invisible Zipper.....A7

* Sew on COM Trim.....A3+ Cost of Trim

COM YARDAGE REQUIREMENTS

3 1/4 yds per sham (2 3/4 yds for sham, 1/2 yd for cord). Small cord will be used if no cord size is specified.



RUFFLED SHAM

PRICE CHART

P3

OPTIONS

SURCHARGE

* Pleated Ruffle.....P2

* Full or Queen Insert.....P5

* King Insert.....P6

* Invisible Zipper.....A7

* Sew on COM Trim.....A3+ Cost of Trim

COM YARDAGE REQUIREMENTS

3 yds per sham (2 yds for sham, 1 yd for cord). The size of the ruffle is 3" unless specified otherwise. If using contrast cord fabric of a lower code than base fabric, the difference will be deducted.



RUFFLED SHAM WITH CORD

PRICE CHART

P4

OPTIONS

SURCHARGE

* Pleated Ruffle.....P2

* Full or Queen Insert.....P5

* King Insert.....P6

* Invisible Zipper.....A7

* Sew on COM Trim.....A3+ Cost of Trim

COM YARDAGE REQUIREMENTS

2 yds per sham (1 1/2 yds for sham, 1/2 yd for cord). Small cord will be used if no cord size is specified. If using contrast cord fabric of a lower code than base fabric, the difference will be deducted.

HEADBOARDS - STYLES A-H
Headboards are padded with 10 oz. fiberfill. Plywood is used for the board frame. The backside is covered with RM Suede Ivory lining. Gimp is used to cover fabric edge and staples on back. Fabric pattern is match and seams are equally balanced on each side.

STANDARD HEADBOARD SIZES

| | |
|----------------------|-----------|
| Twin..... | 41" x 31" |
| Full..... | 56" x 33" |
| Queen..... | 62" x 35" |
| King..... | 80" x 36" |
| California King..... | 74" x 36" |

1/2" tolerance on width and length. 20" legs will be provided or wall cleats upon request. Holes are not pre-drilled in legs. Legs are not attached for shipping.

PRICE CHART
H1

- REQUIRED INFORMATION**
- ✓ Product style
 - ✓ Fabric information
 - ✓ Headboard width
 - ✓ Headboard height (top to floor)

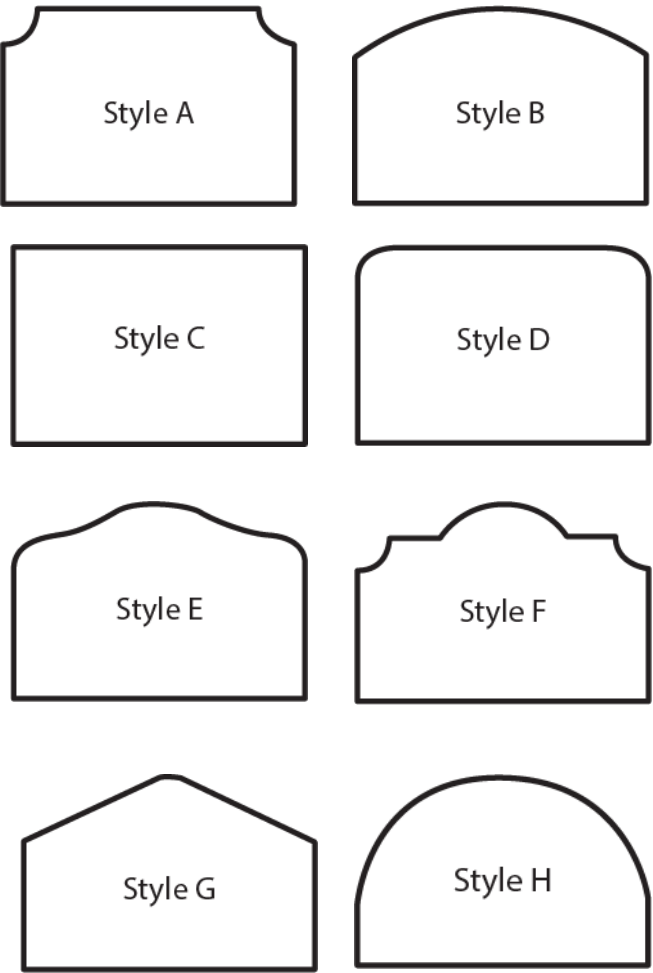
| OPTIONS | SURCHARGE |
|--|------------------|
| * Cord on outside edge..... | H3 |
| * COM trim on outside edge..... | H4 |
| * Attach covered buttons | Z1 per button |
| Does not include fabric | |
| * Attach deep tufted covered button when foam is used..... | |
| | Z6 per button |
| * 3" Foam added to body..... | H5 |
| * Tucked 4" border..... | H6 |
| * Cord on inside border..... | H3 |
| Must add H6 surcharge | |
| * Attach COM metal nailheads..... | Z7 per nail head |
| * Headboard cleat instead of legs..... | no surcharge |

| C.O.M. YARDAGE REQUIREMENTS | | | | |
|--|------|------|-------|------|
| based on 54" solids | | | | |
| Bed Size | Twin | Full | Queen | King |
| Fabric yardage | 2 | 3.5 | 3.5 | 3.5 |
| Cord Yardage for outside edge | 1 | 1 | 1 | 1 |
| Cord Yardage for inside edge on border | 1 | 1 | 1 | 1 |

**Allow 1/8 yard of fabric for every 10 buttons


Headboard cleats can be used to install headboards on the wall. Ability to move bed frame without moving the headboard and makes the headboard more stable.

- 18" wide
- Screws 16" on center
- Heavy gauge steel
- Projects 1/2" or less
- 1 cleat on twin, full and queen
- 2 cleats on king




HEADBOARDS - STYLE OPTIONS

DEEP TUFTED BUTTON 4" BORDER CORD ON INSIDE BORDER
Surcharge H5 - 3" Foam for Deep Tufted Buttons
Surcharge Z6 per Button - Deep Tufted Covered Button
Surcharge H6 - 4" Border
Surcharge H3 - Cord on Inside Border



COVERED BUTTON
Surcharge Z1 per Button - Covered Button



4" BORDER CORD AND NAILHEAD
Surcharge H6 - 4" Border
Surcharge Z7 per Nailhead - COM Nailhead



TUCKED 4" BORDER
Surcharge H6 - 4" Border





RM COCO Decor Ltd.

1389 Southern Expressway

Cape Girardeau, MO 63703

phone: 800.325.8025 | 573.334.0517

fax: 800.501.6810 | 573.334.7483

email: customcreations@rmcoco.com

www.rmcoco.com