



Custom Creations Style Guide





Custom Creations by RM COCO

1389 Southern Expressway

Cape Girardeau, Missouri 63703

phone: 800.325.8025 - 573.334.0517

fax: 800.501.6810 - 573.334.7483

e-mail: customcreations@rmcoco.com

www.rmcoco.com





Custom Creations

a division of RM COCO


Fabrics & Furnishings for Living
Style for Life

INTRODUCTION

Policies and Procedures	5
Step-by-step guide to designing with this book.....	5
Full Index of Designs	6-7
- Reference of page numbers for specific products and information.	
Fabric Characteristics & Care	8
Terms & Conditions	9
Product Code Listing	10-11
- Listing of all the codes for each design offered	
Workorder Forms	see section
• Drapery	17-18
• Accordia Fold/Ripplefold	29
• Top Treatments	31-32
• Bedspreads.....	89-90
Price Charts and Panel Programs - Price Charts and Panel Programs available in a separate Price Guide, available at www.rmco.co.com or by contacting Customer Service.	
Quick Index	
Draperies - the basics & more	13-23
Shower Curtains.....	24
Square Grommets	25
Accordion Fold Draperies	26
Ripplefold Draperies.....	26
Top Treatments	30
Swags and Cascades.....	33
Valances and Throw Swag.....	43-67
Cornices	67-68
Fabric Shades	69-80
Accessories	81
Tiebacks.....	81-82
Rosettes	83
Covered Buttons.....	84
Placemats	84
Tablecloths and Table Runner	84
Basic Throw Pillows	54
enhance Throw Pillows	86-87
Bed Ensembles.....	91
Spreads and Coverlets	92
Throw Bedspreads	95
Comforters	97
Duvet Cover.....	97
Dust Ruffles	99
Throw Pillows and Pillow Shams	100
Headboards.....	101

ADVANTAGES OF DESIGNING WITH CUSTOM CREATIONS

By choosing Custom Creations for all your workroom needs, you also become a trade partner with RM COCO. As a Custom Creations by RM COCO customer, you'll have full access to everything you need to make your custom design a true sensation. RM COCO offers collections of exquisite fabrics, exclusive trim and beautiful finials, rods and accessories to make your vision a reality. We know that as a Custom Creations customer, you'll find our commitment to convenience, along with our friendly and knowledgeable customer service, a rewarding experience.



FABRICS BY RM COCO

The owners of RM COCO travel the world to select a broad, unique product line. This process involves countless hours of trend analyzing, market research and negotiation. Each new collection that is released is comprised of the best fabrics based on an overall artistic, design appeal.

CHOOSE FROM THE FOLLOWING RM COCO BRANDS

Privé^{COCO}

Tommy Bahama[®]
HOME

LUXE[™]
by RM COCO

COCO
Colors

CO SUITES[™]

COCO
CLASSICS[™]

cocoALLURE

WESCO FABRICS

TRIMMING BY RM COCO


Our all-exclusive trim collections are unique to RM COCO. With tassels, tie backs, cording and other styles available, the right trim can make a good design, a great design. **Browse our collections online at www.rmccoco.com.**

CHOOSE FROM THESE COLLECTIONS

Bahama Breeze
Charisma
Cosmopolitan
Crystallized
Crescendo
Decorative Elements



Essentials
Life Styles
Nice & Natural
Silk Reflections
Surfside
Tivoli



DECORATIVE HARDWARE

RM COCO is the source for all your decorative window hardware needs. We proudly distribute Paris Texas Hardware, The Finial Company, AriA, Finestra, COCO Deco and simply hardware. Call us at 800.325.8025 for more details.

PTH
PARIS TEXAS
HARDWARE[™]

THE
FINIAL
COMPANY[™]

AriA[™]
Metal Hardware

FINESTRA[™]

COCO
Deco

We are pleased to present our Custom Creations workroom design book.

As one of the nation's leading fabricators of custom draperies, top treatments, bedspreads, accessories and more, our workroom is equipped to fabricate any style treatment, both residential or commercial.

We ask that you examine the price list carefully as we have combined all customer products into a simplified, easy to use price guide.

Simply follow the step-by-step instructions below.

STAGE ONE: HOW TO USE THE C.C. STYLE GUIDE

Step 1) Determine the corresponding numeric fabric price code from the RM COCO Fabric retail price list.

If using your own material, refer to the C.O.M. charts in this book for your fabric price code.

Step 2) Select your product code from this workroom book. Pages 8 and 9 contain a listing of product codes.

Step 3) Open your Custom Creations Retail Price List and turn to the corresponding price code.

Step 4) Simply locate the desired size of your treatment under the appropriate product code and you'll find the retail price of your design.

STAGE TWO: PLACE YOUR ORDER

Step 1) Fill out the appropriate workroom order form for the treatment you have chosen in **Stage One**.

Workroom order forms for each type of treatment are found throughout the book at the beginning of each of the treatment sections. Choose from:

- ☞ Top Treatments & Accessories
- ☞ Draperies
- ☞ Bedspreads
- ☞ Ripplefold/Accordian Fold

Using Custom Creations forms will aid in expediting your order. You may also download the forms from www.rmco.co.com. Just log-in as a trade partner, access forms and other benefits exclusively for RM COCO & Custom Creations customers. Would you like us to fax, email or mail you a form? Just ask one of our friendly Custom Creations customer service representatives.

Step 2) Place your order. You may fax, email, or phone your order to our workroom customer service.

fax: 800.501.6810

email: customcreations@rmco.co.com

phone: 800.325.8025 ext. 1

Step 3) When your order is received, it will be reviewed, processed and added to our production schedule. If at this time, Custom Creations has any questions or problems with your order, you will be contacted to clarify and finalize your order.

Ship dates will be assigned when all questions have been answered and the fabric is at Custom Creations.

You will be faxed or mailed an order acknowledgement with an **ESTIMATED** ship date. **Please take the time to review and verify that all information is correct on the acknowledgement as this will stand as the final workorder.** **Note: Multiple item orders can be shipped complete upon request.

Step 4) Your order is in production and will ship when completed.

STAGE THREE: RECEIVING YOUR ORDER

Step 1) Remove your custom made treatments from their shipping boxes as soon as they are received. Items left in boxes will wrinkle.

Step 2) Check the order to make sure that you have received all items ordered and that there has been no damage during shipping. If damages have occurred, please let a representative know as soon as possible.

Step 3) Enjoy your new custom made designs by Custom Creations.

POLICIES & PROCEDURES

Cancellations

Cancellations after labor has begun will result in a partial labor charge, and if necessary, a restocking fee and/or fabric cost if cut.

Rework/Return Policy

Custom ordered products may not be returned except for defective workmanship and the return request must be made **within 30 days** from the date of invoice.

We reserve the right to rework any custom products.

We will not reimburse for labor not performed by our company. Under no circumstances shall our liability extend to interest, shipping, insurance, re-installation, trip charges or to any consequential damages of any nature.

For purposes of Custom Creation's guarantees, the following conditions **will not** be considered defective:

1. Flaws visible only when fabric is held against light.
2. Fading due to atmospheric conditions or undue exposure to sun.
3. Orders filled with more than one piece, unless special instructions have been received in writing at the time of order placement.
4. Variation in dyelot, unless a cutting was requested and approved by the buyer prior to placement of the order.
5. Patterns or repeats that do not match.
6. Natural characteristics as described in the **Fabric Characteristics & Care** Guide.
7. Wear.
8. Handwoven/Silk fabrics.

Customer Cost

Your cost is 50% off the published Retail Price.

The prices in this book include fabric and labor costs as well as lining when required.

If you have any questions regarding our products or need a design you don't see here, please call our experienced customer service staff toll-free at 800.325.8025 ext. 1

SHIPPING C.O.M. TO CUSTOM CREATIONS

Step 1) Please label your "customer's own material" fabrics with your **business name, account number and sidemark(s)**.

Step 2) Ship your C.O.M fabric to:

**Custom Creations by RM COCO
1389 Southern Expressway
Cape Girardeau, MO 63703**

RM COCO's responsibility for errors in production to customer owned fabric will not exceed \$20.00 per yard. Customer is responsible to carry adequate insurance for all causes of loss, covering any customer owned property while at RM COCO facility, or any facility contracted by RM COCO, including shipment to and from.

INDEX OF PRODUCTS

DRAPERIES INDEX

Construction	13
Pin Setting	13
Lining	13
Seamless Fabrics	13
Fullness	14
Banding, Ruffling, Trim	14
Calculating Widths	14
Delivery	14
Shipping	14
Stackback Chart	14
Drapery Fullness Charts	15
COM Yardage Requirement for Draperies using 48", 54", and 60" fabric	15
Draperies using 118" or wide width fabric	15
Banding, ruffling, trim and cording on vertical	16
Banding, ruffling, trim, cording, tie and tab top on horizontal	16
Rod Pocket Take Up Allowance Chart.....	16
Drapery Order Forms	17

DRAPERY PRICING

Pinch Pleat Draperies and Valances	19
Tacked at Top, Reverse Pleat, and Soft Goblet surcharge	19
Surcharge Cartridge Pleat and Goblet Pleat with Button	19
Surcharge Cluster Skip Pleat, Single Skip Pleat	
Surcharge Pinch Pleat Graduated, Multiple Graduated, Box Pleat and Inverted Pleated	20
Rod Pocket Draperies and Valances	21
Surcharge Extra Pocket Top, Smocked, Hourglass	21
Multiple Graduated	22
Rod Pocket Sleeves	22
Horizontal Band Surcharge	22
Vertical Band Surcharge	23
Sew on COM Ring Top Surcharge.....	23
Tie Top Surcharge.....	23
Surcharge Sew on Rings, Tie Top, Tab Top, and Hidden Tab Top	23
Surcharge Rod Pocket Graduated & Shower Curtain and Grommeted Draperies	24
Square Grommets.....	25
Accordion-Fold Draperies	26
Ripplefold Draperies	26
Drapery Style Options with Banding Surcharge	27
Accordion/Ripplefold Order Form	29

TOP TREATMENTS INDEX

Top Treatment Order Form	31
Construction	33
Lining	33
Care	33
Delivery	33
Shipping	33

TOP TREATMENT PRICING

Traditional Swags and Cascades	34
Shirred Swags and Cascades	35
Cut Out Swag with Angled Bells.....	35
Rod Pocket Swags and Cascades	36

Cut Out Swags with Cascades	37
Boxed Swag and Cascades	38
Side Shirred Cut Out Swag.....	39
Butterfly Swags and Cascades	40
Empire with Tails Shirred	41
LaSalle Valance.....	41
Lifted Center Swags, and Cascades, and Pull Up Valance	42
Kingston Valance	42
Kingston Valance with Tails	42
Empire Valance	43
Empire Valance with Tails	43
Murphy Valance	44
Pole Windsor	44
Pole Windsor with Tails	45
Shirred Tab Pole Windsor	45
Pole Windsor with Tails - Sew on Rings	45
Flat Empires	46
Throw Swag	46
Handkerchief.....	47
Flat Tacked Up Valance	47
Kathy Valance.....	48
JoAnne Valance	48
Double Layer Scallop Valance.....	49
Scallop Valance with Kick Pleat.....	49
Maggie Valance	50
Shaped Inverted Offset Pleated Valance	50
Shaped Layered Valance with Jabots	51
Lifted Flat Valance with Jabots	51
Lorimer Valance	52
Flat Scalloped Valance & Tails with Contrast Pleat Bells..	52
Coco Valance	53
Shirred Coco Valance	53
Cluster Shirred Graduated Valance	54
Cluster Pleated Graduated Valance	54
Flat Empire with Cascades	55
Girardeau Valance.....	55
Cluster Side Shirred Graduated Valance	56
Stagecoach Valance	56
Graduated Cascade Valance	57
Graduated Cascade Valance with Center Pleat	57
Shirred Balloon Valance	58
Pleated Balloon Valance	58
Austrian Valance	58
Flat Valance with Corner Pleats	59
Flat Valance with Center and Corner Pleats	59
Inverted Pleated Valance	60
Box Pleated Valance	60
Inverted Pleated Valance with Scalloped Bottom	61
Shaped Inverted Pleated Valance	61
Cut Out Scallop Valance	62
Tie Top Cuff Valance.....	62
Mock Roman Valance	63
Skip Pleated Valance with Scalloped Bottom	63
Tabbed Teardrop Valance	64
Straight Cornice	64
Straight Cornice - Pleated or Shirred	65
Shaped Cornice - Style A-K	65

INDEX OF PRODUCTS

FABRIC SHADES INDEX

Top Treatment Order Form	31
Construction	66
Lining	66
Care	66
Delivery	66
Shipping	66

FABRIC SHADES PRICING & YARDAGE REQ.

Stitched Slatted Shade	67
Pleated Balloon Shade	68
Shirred Balloon Shade	68
Austrian Shade	69
Dog Eared Flat Roman	70
Dog Eared Shade with Inverted Pleats	71
Soft Fold Roman	72
Flat Roman Shade	73-74
Casual Roman Shade	75
Slouched Roman Shade	76
Casual Roman Shade with Center Pleat	77

ACCESSORIES INDEX

General Information	78
Tiebacks	79
Bows	80
Rosettes	80
Jabots	80
Velcro	81
Covered Buttons	81
Button Holes	81
Tablecloths	81
Throw Pillows	82
Delivery	78
Shipping	78

ACCESSORIES PRICING & YARDAGE REQ.

Straight Tieback	79
Contour Tieback	79
Straight Tieback with Cord	79
Contour Tieback with Cord	79
Straight Tieback with Banding	79
Braided Tieback	79
Straight Tieback with Rosette	79
Shirred Tieback	80
Jumbo Cord Shirred Tieback	80
Ruffled Tieback	80
Double Bow	80
Bow with Tails	80
Full Rosette	80
Button Rosette	80
Jabots	80
Shirred Fan Jabot	80
Reverse Cascade	80
Bow Rosette	80
Placemats	81
Napkins	81
Covered Buttons	81
Buttonholes	81
Velcro	81
Table Round	81
Table Square	81
Table Runner	81
Pillows	82-84

BED ENSEMBLES, PILLOWS & SHAMS INDEX

General Information	85
Bedspreads and Coverlets	85
Dust Ruffles	85
Pillow Shams	85
Delivery and Shipping	85
Bedsread Order Forms	87
Standard Sizes	91
Machine Quilted Patterns	91
Quilted Yardage - Machine	91
Pricing and Yardage Requirements	
Machine Quilted Throw Coverlets	92
Machine Quilted Throw Spreads	92
Quilted Yardage - Hand Guided	93
Special Patterns.....	93-94
Special Coverlets (special, block, tufted, channel)	95
Special Spreads (special, block, tufted channel)	95
Outline Coverlet	96
Outline Spread	96
Comforters	97
Unquilted Throw Spread	97
Duvet Cover	97
Comforter Patterns	97
Style Options	98

Surcharges

Jumbo Cord Hem	98
Fitted with Cording and Gussets	98
Scalloped Hem	98
Reverse Sham	98
Throw with Cutout Corners and Gussets	98
Boxed Corners	98
Shirred Drop	98
Waterfall Foot	98
Tailored Dust Ruffle	99
Shirred Dust Ruffle	99
Cluster Shirred Dust Ruffle	99
Cluster Box Pleated Dust Ruffle	99
Box Pleated Dust Ruffle	99
Knife Edge Throw Pillow	82
Ruffled Throw Pillow	82
Corded Throw Pillow	82
Envelope Corded Throw Pillow	82
Flanged Throw Pillow	82
Square Throw Pillow with Corner Knots	82
Bolster Pillow - Ruffled or Corded	82
Tailored Sham	100
Corded Sham	100
Flanged Sham	100
Envelope Sham	100
Ruffled Sham	100
Envelope Sham with Cord	100
Flanged Sham with Cord	100
Ruffled Sham with Cord	100

HEADBOARDS

Styles A-H.....	101
-----------------	-----

PRICE CODES

Price Charts and Panel Programs available in a separate Price Guide, available at www.rmccoco.com or by contacting Customer Service.

FABRIC CHARACTERISTICS & CARE

These characteristics are not considered defects and therefore, not reasons for returning fabric.

Bow, Bias and Seam Matching

The industry standards are 1-1/2" to 2" for bow and bias. Some print and solid patterns may have difficulty with seams matching.

Dyelot Match

If an exact dyelot match is required, please send swatch of material for match. Otherwise, we will ship the dyelot as close to the sample as our stock permits. We cannot accept the return of cut yardage material for full credit because the dyelot is off in cases where a swatch was not sent with the order for match.

Finishes

Applied finishes may help fabrics resist soil and stains, but does not eliminate the necessity of properly caring for fabrics.

Flaring

Flaring custom drapery returns is a natural characteristic of many fabrics, especially those woven from synthetic fibers. If flaring is a problem with your client, we recommend memory stitching when fabricating custom draperies. Some casements and polyesters have a tendency to flare. Flaring is not a reason for return.

Handwoven and/or Silk Fabrics

Many fabrics are created by home hand weavers thus creating unique qualities. Dyelot variations, inconsistent weaving, heavy threads, wrinkling, flaws, colored yarns, holes, pattern repeats that vary within the same yardage, loose threads, missing yarns and threads, missing beads, pearls, incomplete appliques, puckering around embroidered silks and inconsistent embroidery are natural characteristics. Protect all silks from direct and indirect sun as fading and disintegration are common. Bow and bias may be in excess of industry standards. These fabrics may also have a tendency to stretch in length. These characteristics are not considered defects and therefore, not reasons for returning fabric. Backing is recommended for upholstery use.

Heat Sensitive Fabrics

Many fibers used in drapery fabric construction are sensitive to heat and can cause puckering and hiked hems. Polyester and linen are the most sensitive to heat and must be fabricated with a cool iron only. Acrylic and modacrylic fibers are also sensitive to heat. When measuring a drapery prior to fabrication, check to make sure that the drapery will not hang over a hot air duct or a baseboard heater as it will often affect the drapery once it is hung. Heat sensitive fabrics that are steamed or ironed often shrink or pucker.

Pattern Repeat

Pattern repeat, as listed in this catalog and on samples, is approximate only and can vary slightly from one printing to the next. We cannot guarantee repeat matching.

Puckering

It is natural for some fabrics (i.e. hammered satins, satin stripes) to have a puckered or slightly wrinkled appearance. This is a characteristic of today's more relaxed, casual fabric constructions.

Sheers

Sheers will intensify in color when made into a drapery. Fold a sheer sample three times for a true color reading. Darker sheers have more of a tendency to fade or disintegrate than lighter sheers.

Shrinking and Length Fluctuations

Be tolerant of normal fluctuations in lengths of draperies. Few fabrics are completely stable. Fabrics breathe and absorb moisture, resulting in stretching or shrinking. Fabrics placed over or near heating and cooling vents may react to a much greater degree. We will not be responsible should this situation occur. A 2% to 3% change is reasonable. Allow sufficient fabric in the hems for later adjustments, should it be necessary. Fabrics that are steamed or ironed often shrink or pucker.

Sun Protection

Fabrics should be protected from the sun. We do not guarantee against fading or color fastness. Draperies should be lined. Shades should be drawn during the day and glass protection should be used whenever possible. Window glass magnifies the destructive elements in the rays of the sun. The winter sun and reflection from the snow are even more harmful than the summer sun and may cause disintegration. Colors can fade by oxidation, "gas fading", if fabrics are kept in storage for too long a period without airing. Some colors are more sensitive than others. Impurities in the air may cause as much fading as direct rays of the sun.

Synthetic Fibers

Despite the impressive strides in the advancement of the technology of weaving synthetic fibers, performance will vary with the construction of the fabric and its application. Whole or partial synthetic constructions may have a tendency to react adversely more readily to atmospheric conditions than natural fibers. Synthetic fibers are sensitive to heat, sunlight and steam. Shrinking, hiking seams, puckering and flaring are common characteristics.

Velvet

Velvet nap will crush and may be directional.

Washed Goods

Washed fabrics are processed to achieve a casual and soft appearance. Characteristics such as wrinkling, fading, and puckering are normal. Widths may vary. Bow and bias may be in excess of industry standards and guidelines.

Wrinkling

Wrinkling is a characteristic of linen and cotton blend fabrics.

TERMS & CONDITIONS

Aftermarket Finishes

Merchandise cannot be returned once it has undergone a process such as flame-proofing, water repelling, stain resistance, piece-dyeing, washing or dry cleaning.

Back Orders

If you approve your order as a back order and are given an expected shipment or arrival date, please note that back orders may arrive earlier or later than anticipated. Cancellation may be granted (as described below) only prior to the vendor processing the order.

Cancellations

You must obtain a cancellation number for order cancellations. Orders may not be canceled after work is in progress or special orders with vendors have been placed.

Collections

If your account is given to a collection agency you will be responsible for all collection & attorney fees. Colors are not guaranteed. Due to color variability in computer and screen monitors, we have no liability if colors of the products do not match their display on the website.

Damaged Goods

If merchandise is lost or damaged in transit, please follow these four steps.

1. Have the delivery person note and sign for any shortages or damage to the outer container or merchandise on both carrier's and your copy of the delivery receipt or freight bill. **Do not refuse the merchandise** unless you can see that the merchandise is clearly damaged and will not be usable.
2. **Open all containers immediately and inspect the merchandise's condition, even if your installation is not until a later date. Damage or shortage MUST be reported to Customer Service immediately.**
3. Contact Customer Service immediately for carrier damage. Contact the freight carrier for inspection of truck shipments. Keep the merchandise in the original shipping container and packaging.
4. After contacting the delivery carrier, call Customer Service Department to request a replacement order.

Deposits

Orders exceeding credit limit require a deposit. C.O.D and prepay orders for custom, special order products, and samples must be prepaid including freight.

Guarantees

We guarantee all custom window treatments against defects in workmanship for a period of three months after date of shipment. Alternative products may have separate guarantees. Please refer to the individual vendor catalogs for more information concerning alternative product guarantees.

PRODUCT CODES

A1

Machine Quilting Per Yard

A2

Hand Guided Quilting Per Yard

A3

Rosettes

Knife Edge Throw Pillow

A4 THROW PILLOW SURCHARGES

Ruffling on Throw Pillow

Cording on Throw Pillow

Flange on Throw Pillow

A5

Envelope Throw Pillow

A6

Double Bow

Bow with Tails

Full Rosette

Button Rosette

Jabots

A7

Double Fill Surcharge on Hand Guided Quilting

C.O.M. Trim on Reverse Cascade

Downforms

Invisible Zippers

A8

Enhance Pillow Design Genevieve

A9

Enhance Pillow Design Katherine, Jackie, and Victoria

A10

Enhance Pillow Design Julia and Melinda

A11

Enhance Pillow Design Jordan

A12

Enhance Pillow Design Hannah and Hailey

B1

Unquilted Throw Spread

B2

Machine Coverlet

B3

Machine Spreads

B4

Hand Guided Coverlet

B5

Hand Guided Spread

B6 SPREAD SURCHARGES

- C.O.M. Trim at Hem
- Cut Out Corner with Gusset
- Boxed Corners
- Waterfall Corners
- Comforter (Double Fil)

B7 SPREAD SURCHARGES

- Fitted with Cording and Gussets
- Jumbo Cord Hem
- Flange on Duvet
- Reverse Sham
- Extra Long Drop

B8 SPREAD SURCHARGES

- Scalloped Hem
- Shirred Drop

B9

Surcharge - Reversible Coverlet

B10

Surcharge - Reversible Spread

B13

Duvet Cover

C1

Straight Cornice

C2

Shaped Cornice A-H

C3

Cornice Surcharge - C.O.M. Trim

Flat Shade C.O.M. Trim Horizontal Surcharge

Soft Fold Shade C.O.M. Trim Horizontal Surcharge

C4

Cornice Band Surcharge

Flat Shade Horizontal Band Surcharge

Soft Fold Shade Horizontal Band Surcharge

C5

Straight Cornice - Pleated or Shirred

C6

Cornice Surcharge C.O.M. Trim Bottom

C7

Cornice Surcharge - Horizontal Band Bottom

D1 DRAPERY & VALANCE SURCHARGES

- Pleated
- Accordion Fold
- Ripplefold
- Throw Swags

D2 DRAPERY SURCHARGES

- Soft Goblet Pleat
- Goblet Pleat with Button
- Cartridge Pleat
- Extra Pocket Top
- Sew on Rings
- One or Two Prong Pleat
- Single Skip Pleat Valance
- Attachment

D3 DRAPERY SURCHARGES

- Pleated with Scalloped top
- Box Pleated
- Pinch Pleated Top and Bottom
- Smocked
- Hourglass
- Velvet
- 5-8" Crinoline
- Inverted Pleated
- Cluster Skip Valance
- Horizontal Seaming

D5 DRAPERY SURCHARGES

- Horizontal C.O.M. Trim

- Graduated Bottom
- Multiple Graduated Bottom

D6 DRAPERY SURCHARGES

- Horizontal Small Cording
- Horizontal Banding
- Horizontal Ruffling
- Multiple Graduated Bottom
- Tie Top
- Tab Top
- Hidden Tab Top

D7 DRAPERY SURCHARGES

- Interlining Drapes

D8 DRAPERY SURCHARGES

- Vertical Banding
- Vertical Ruffling

D9 DRAPERY SURCHARGES

- Vertical C.O.M. Trim

D10 FLAT DRAPERIES

- Grommet Top
- Rod Pocket
- Sleeves
- Flat Draperies
- Shower Curtain

E1

Table Round
Table Square
Table Runner

E2 TABLE SKIRT SURCHARGE

- Trim

E3 TABLE SKIRT SURCHARGE

- Banding
- Ruffling

F1

Dog Eared Flat Roman Shade
Flat Roman Shade with permanent folds at bottom
Casual Roman Shade

F2

Dog Eared Shade with Inverted Pleats
Soft Fold Shade
Pleated Balloon Shade
Shirred Balloon Shade
Casual Roman Shade with Center Pleat

F3

Austrian Shade

F4 SHADE SURCHARGE

- Graduated Bottom
- Cordless System

F5

Flat Roman Shade with no permanent folds at bottom

G1

Straight Tieback

G2

Braided Tieback
Contour Tieback
Shirred Tieback
Jumbo Cord Shirred Tieback

PRODUCT CODES

G3 TIEBACK SURCHARGE

- Cording
- Banding
- Ruffling

H1

Plain Headboard

H3

Cord on Headboard

H4

C.O.M. Trim on Headboard

H5

3" Foam Headboard

H6

Tucked Border on Headboard

N1

Sunburst

N2

Sunburst (118" Goods)

N3

Sunburst

N4

Sunburst (118" Goods)

P1

Tailored Sham

Shirred Fan Jabot

Reverse Cascade

P2

Flanged Sham

Envelope Sham

P3

Corded Sham

Ruffled Sham

Envelope Sham with Cord

Single Cut-out Swag

P4

Flanged Sham with Cord

Ruffled Sham with Cord

P5

Full or Queen Insert

P6

King Insert

R1

Tailored Dust Ruffle

R2

Shirred Dust Ruffle

Cluster Shirred Dust Ruffle

Cluster Box Pleat Dust Ruffle

R3

Box Pleat Dust Ruffle

R4 DUST RUFFLE SURCHARGE

- Lined

R5 DUST RUFFLE SURCHARGE

- Split Corners

R6 DUST RUFFLE SURCHARGES

- Band Platform
- Band Hem

T1

Traditional Swags and Cascades

Shirred Swags and Cascades

T2

Boxed Swags and Cascades

Cutout Swags and Cascades

Rod Pocket Swags and Cascades

T3

Gathered Fan Swags and Cascades

Criss-Cross Swags and Cascades

Butterfly Swags with Inverted Cascades

Lifted Center Swags and Cascades

T4

Kingston Valance

Kingston Valance with Tails

Empire Valance

Empire Valance with Tails

T5

Murphy Valance

Pole Windsor

Pole Windsor with Tails

T6

Flat Valance with Corner Pleats

Flat Valance with Center and Corner Pleats

T7

Shaped Inverted Pleated Valance

Inverted Pleated Valance

Inverted Pleated Valance with Scal-
loped Bottom

Skip Pleated Valance with Scalloped
Bottom

T8

Graduated Cascade Valance

Handkerchief Valance

Flat Tacked Up Valance

Cluster Shirred Graduate Valance

Cluster Pleated Graduated Valance

Cluster Side Shirred Graduated Valance

Shirred Balloon Valance

Pleated Balloon Valance

Mock Roman Valance

Austrian Valance

Graduated Cascade Valance with
Center Pleat

Tabbed Teardrop Valance

T9 TOP TREATMENT SURCHARGES

- Horizontal Banding
- Horizontal Cording

T10 TOP TREATMENT SURCHARGE

- Horizontal C.O.M. Trim
- Shaped Bottom

T11 TOP TREATMENT SURCHARGE

- Horizontal Interlining

T12 TOP TREATMENT SURCHARGE

- Horizontal Ruffling

T13 TOP TREATMENT SURCHARGE

- Vertical Banding
- Vertical Cording

T14 TOP TREATMENT SURCHARGE

- Vertical C.O.M. Trim

T15 TOP TREATMENT SURCHARGE

- Interlined Cascades

T16 TOP TREATMENT SURCHARGE

- Extra Long Cascades

T17

One Additional Swag

T18

One Pair Cascades

V1

Velcro - Per Foot

W1

118" Seamless Draperies

Y1

Board Mounting Surcharge - Per Foot

Z1

Covered Buttons

Buttonholes

Sew on Tassels

Z1

Stuffed Flange

Button Hole Return

Z2 & Z5

Grommets

Z3

Hand Sewing

Z4

Bead Weight

Z6

Attach Deep Tufted Covered Buttons

Z7

Attach C.O.M. Metal Nail Heads

DRAPERIES - GENERAL INFORMATION

Construction	13
Pin Setting	13
Lining	13
Seamless Fabrics	13
Fullness.....	14
Banding, Ruffling, Trim.....	14
Calculating Widths.....	14
Calculating Yardage with Repeat	14
Delivery.....	14
Shipping.....	14
Stackback Chart.....	14
Drapery Fullness Charts	15

C.O.M. YARDAGE REQUIREMENTS FOR:

Draperies using 48", 54", and 60" fabric	15
Draperies using 118" or wide width fabric	15
Banding, ruffling, trim, cording, tie and tab top (vertical)	16
Banding, ruffling, trim, cording, tie and tab top (horizontal)	16

Drapery Order Forms	17
----------------------------------	-----------

DRAPERY PRICING

Pinch Pleat Draperies and Valances	19
Tacked at Top, Reverse Pleat, and Soft Goblet surcharge.....	19
Surcharge Cartridge Pleat and Goblet Pleat with Button	19
Surcharge Cluster Skip Pleat, Single Skip Pleat, Pleated Scalloped Top, and Arch Top	19
Surcharge Pinch Pleat Graduated, Multiple Graduated, Box Pleat and Inverted Pleated	20
Rod Pocket Draperies and Valances	21
Surcharge Extra Pocket Top, Smocked, Hourglass	21
Multiple Graduated	22
Rod Pocket Sleeves	22
Surcharge Arched Top	22
Horizontal Band Surcharge	22
Vertical Band Surcharge	23
Sew on COM Ring Top Surcharge.....	23
Tie Top Surcharge.....	23
Surcharge Sew on Rings, Tie Top, Tab Top, and Hidden Tab Top	23
Surcharge Rod Pocket Graduated & Shower Curtain and Grommeted Draperies	24
Square Grommets.....	25
Accordion-Fold Draperies	26
Ripplefold Draperies	26
Drapery Style Options with Banding Surcharge	27
Accordion/Ripplefold Order Form	29

DRAPERY CONSTRUCTION

- Unlined draperies have a double 4" deep heading, using woven crinoline. Lined draperies will have crinoline with lining extended to the top of the drapery. If desired and fabric allows, a double 4" heading can be specified on lined draperies.
- On rod pocket draperies, please specify if shirred top or shirred top and bottom. If this information is not provided we will fabricate with shirred **top only**. If a heading and pocket size is not specified, we will fabricate with a **1" heading and 1½" pocket**. Allow for 1" take up if shirred on a wood pole.
- All draperies have a double 4" bottom hem unless fabric is too heavy. Side hems are 1½" doubled. Lining is rolled in with face fabric and blindstitched on side hems of lined draperies. All side and bottom hems are blindstitched unless fabric is too heavy or too loosely woven. Lining hem is a single 2½" at bottom.
- Hand sewing will require an extra charge. See options.
- On 3-prong pleated draperies, 54" wide fabrics will have approximately 5 pleats per width. 2-prong will have approximately 6 pleats per width and 1-prong will have approximately 9 pleats per width.
- On pleated draperies the standard returns used will be 3.5" unless specified otherwise. The standard overlap used will be 4" overall for a pair of draperies. This is where the 2 panels draw together on a traverse rod. The overall finished width of the pair will be the rod face plus returns and overlap added together.
- Beaded weights are not available on crinkle sheers.
- **Polyester matching thread** is used for all fabrication of custom products.
- Multiple widths are joined by serging after selvages have been trimmed. Seams are hidden behind the pleat.
- Draperies are meticulously tabled, and are sized as exact as possible, but because of the "give" in some drapery fabric, there **may be a tolerance of up to ½"** in custom draperies. Some knits and casements may vary 1" or more. Please consider this when measuring the length of the draperies.
- Draperies are pattern matched from the top and side to side. **Because of the wavy nature of some plaids and horizontal stripes, we cannot guarantee the lines will match at the seams. In patterns with a repeat, the pattern will not fall in the same area from pleat to pleat. Patterns with horizontal stripes may have a wavy appearance from width to width.**
- **Pleated draperies are prepinning with plastic pins.** Metal pins can be requested with a D2 surcharge. If pin setting is not specified, regular wall mount setting will be used.
- Draperies are decorator fan folded, labeled with size, room, and sidemark, encased in plastic tubing and carefully packed in specially designed drapery boxes.

CARE

- Custom draperies deserve the best of care. Keep the draperies free of dust by vacuuming frequently. When cleaning is necessary, use a good professional cleaner.

DRAPERY PIN SETTING

- Pinsetting is the distance between the top of the pin and the top of the drape.

The following pin settings can be used:

Pin settings:

¼" -	Wood pole or cafe rings
½" -	Decorative rods
¾" -	Brass rods
1" -	Valances and side panels
1¼" -	All underdraperies
1½" -	Ceiling mount
1¾" -	Regular wall-mounted traverse rods

LINING PANELS

- On linings, you may specify RM Designer Weather Guard, RM Designer Everyday Lining, RM Designer Thermafoam, RM Designer Super Sateen or RM Designer Royal Satin at the price stated in your chart. Should you desire other linings, please specify on your order. The price will be adjusted to the difference in the lining cost. RM Designer Super Sateen will be used on all orders request-ing lined draperies when no lining preference is specified. Draperies will be unlined if no lining is chosen. Ivory lining will be used when no lining color is chosen.
- Note: Many fabrics are now available up to 60" wide. Using standard 54" linings will result in lining seams that will not line up with the seams of your drapery fabric.
- Seamless fabrics may be lined using RM Designer Panarama. Call for pricing.
- Lining in draperies has a single 2½" bottom hem set up 1½" from bottom of face fabric so that the lining and face fabric hemlines match.
- Regular Blackout may be used, however, **the pigment may show through on light colored fabrics**. In this case, we recommend using RM Designer Outback self-healing lining.

SEAMLESS FABRICS

- Most seamless fabrics are 118" wide. These fabrics are usually "railroaded", that is, the width of the fabric is used as the length and fabric for the finished width of the window can be calculated.
- Yardage charts for wide width fabrics have four choices of fullness calculated, 2x, 2 ½x, 3x, and 3½x. Fullness must be specified when ordering seamless draperies. When no fullness specified, 2½ times fullness will be used.
- The maximum finished length for seamless fabrics is the fabric width less the selvage less 16". The maximum finished length for pre-hemmed fabrics is fabric width less selvage less 8".

FULLNESS

- 2x fullness is the least amount of fullness recommended for custom draperies. Generally, 2x fullness is for commercial draperies or is used to show some prints on fabrics. Pleat spacing is approximately 4 to 4½" apart.
- 2 ½ x fullness is the most commonly used fullness for custom draperies. Pleat spacing is approximately 3 ½" to 3 ¾" apart.
- 3x fullness is ultra fullness. We recommend this fullness for sheers or on fabrics that are not very heavy.
- When no fullness or number of widths is specified, 2½x fullness will be used.

BANDING, RUFFLING, & TRIM

- Banding fabric must be compatible with the drapery fabric.
- When banding size is not specified, a 2" banding will be applied. Banding larger than 4" may require additional charge.
- When placement of banding, ruffling, or trim is not specified as inset or at edge, it will be inset at hemline.
- Ruffles shall be self-lined or doubled unless a single fabric or "shirt-tail" ruffle is specified.
- Ruffling will be 3" wide if not specified.
- **Ruffling or trim at the edge will be included in the finished length unless specified otherwise.**

CALCULATING WIDTHS

- To determine number of widths needed, use the following formula:
Finished width of drapery (including overlap and returns) x desired fullness = flat width of fabric needed. Take flat width and divide by fabric width. This will equal number of widths needed.
For example:
Finished width of drapery is 82". Desired fullness is 2½". Fabric width is 54". $82" \times 2 \frac{1}{2} = 205"$. $205 \div 54 = 3.80$ widths. Thus, 4 widths (3.8 rounded up) is needed.

CALCULATING YARDAGE WITH FABRIC REPEAT

- Determine the cut length of the selected treatment. Take the cut length and divide by your fabric repeat. Round this number up and multiply it by the repeat. This will be your new cut length. Take the new repeat cut length times the number of widths and divide by 36 to get your yardage required.

DELIVERY

- Delivery on custom draperies is approximately 10-15 working days from receipt of fabric and written order.

SHIPPING

- Shipments are F.O.B. workroom Cape Girardeau, Missouri, and will be shipped regular ground unless otherwise specified. (You will be charged freight and handling.)

DRAPERY STACKBACK CHART

IF THE GLASS IS:	THE STACKBACK SHOULD BE:	YOUR ROD WIDTH & DRAPERY COVERAGE SHOULD BE:
20"	20"	40"
26"	22"	48"
32"	24"	56"
38"	26"	64"
44"	28"	72"
50"	30"	80"
56"	32"	88"
62"	34"	96"
68"	36"	104"
75"	37"	112"
81"	39"	120"
87"	41"	128"
94"	42"	136"
100"	44"	144"
106"	46"	152"
112"	48"	160"
119"	49"	168"
125"	51"	176"
131"	53"	184"
137"	55"	192"
144"	56"	200"
150"	58"	208"
156"	60"	216"
162"	62"	224"
169"	63"	232"
175"	65"	240"
181"	67"	248"
187"	69"	256"
194"	70"	264"

Note: You will have to add returns and overlaps to drapery coverage. This chart is based on average pleating and medium weight fabric. You may deduct 7" from rod width if you are using a one-way rod. If bulky fabric is used, add to stack back accordingly.

DRAPERY FULLNESS CHARTS - USING 48", 54", OR 60" FABRICS

Use the chart below to determine the number of widths based on the fullness desired for your finished width.

	Fullness	Pleat to Finished Width									
48" Fabric	2 x	21"	44"	71"	92"	115"	139"	162"	186"	209"	233"
	2 ½x	17"	36"	57"	73"	92"	111"	138"	148"	167"	186"
	3 x	14"	30"	47"	61"	77"	92"	108"	124"	139"	155"
54" Fabric	2 x	24"	51"	77"	104"	130"	157"	183"	210"	236"	263"
	2 ½x	19"	40"	62"	83"	104"	122"	146"	168"	189"	210"
	3 x	16"	34"	51"	69"	87"	104"	122"	140"	157"	175"
60" Fabric	2x	27"	56"	86"	115"	145"	174"	204"	233"	263"	292"
	2 ½x	22"	45"	69"	92"	116"	139"	163"	186"	210"	234"
	3x	18"	38"	57"	77"	96"	116"	136"	155"	175"	195"
Total No. Widths		1	2	3	4	5	6	7	8	9	10

C.O.M. YARDAGE REQUIREMENTS - USING 48", 54", OR 60" FABRICS

Based on solid fabric.

Use this chart to determine the yardage required for pleated, rod pocket, accordeon fold, ripplefold, grommeted & shower curtains.

Total No. Widths			1	2	3	4	5	6	7	8	9	10
Length to	16"	Yards Req.	1	2	3	4	5	6	7	8	9	10
	16" to 36"	Yards Req.	1.5	3	4.5	6	7.5	9	10.5	12	13.5	15
	36" to 48"	Yards Req.	1.9	3.8	5.7	7.6	9.5	11.4	13.3	15.2	17.1	19
	48" to 60"	Yards Req.	2.2	4.4	6.4	8.8	11	13.2	15.4	17.6	19.8	22
	60" to 72"	Yards Req.	2.5	5	7.5	10	12.5	16	17.5	20	22.5	25
	72" to 84"	Yards Req.	2.9	5.8	8.7	11.6	14.5	17.4	20.3	23.2	26.1	29
	84" to 96"	Yards Req.	3.2	6.4	9.7	12.8	16.1	19.2	22.4	25.6	28.8	32
	96" to 108"	Yards Req.	3.5	7	10.5	14	17.5	21	24.5	28	31.5	35
	108" to 120"	Yards Req.	3.9	7.8	11.7	15.6	19.5	23.4	27.3	31.2	35.1	39
	120" to 132"	Yards Req.	4.2	8.4	12.5	16.8	21	25.2	29.4	33.6	37.8	42
	132" to 144"	Yards Req.	4.5	9	13.5	18	22.5	27	31.5	36	40.5	45
		*Number of Repeats	0	1	2	3	4	5	6	7	8	9

C.O.M. YARDAGE REQUIREMENTS - USING 118" FABRICS

Use this chart to determine the yardage required for pleated, rod pocket, accordeon fold, ripplefold, grommeted & shower curtains.

													Each
Finished Width		24"	36"	48"	60"	72"	84"	96"	108"	120"	132"	144"	Additional
Fullness	2x	1.7	2.4	3	3.7	4.4	5	5.7	6.4	7	7.7	8.4	0.7
	2 ½x	2	2.9	3.7	4.5	5.4	6.2	7	7.9	8.7	9.5	10.4	0.9
	3x	2.4	3.4	4.4	5.4	6.4	7.4	8.4	9.4	10.4	11.4	12.4	1
	3 ½x	2.7	3.7	4.7	5.7	6.7	7.7	8.7	9.7	10.7	11.7	12.7	1.2

BANDING, RUFFLING, TRIM & CORDING YARDAGE

Use the chart below to determine yardage requirements for vertical application.

								Each
Finished Length per Panel	36"	48"	60"	72"	84"	96"	108"	Additional 12"
Banding - up to 3" (length)	1.2	1.5	1.9	2.2	2.5	2.9	3.2	0.4
Ruffling - up to 4" (length)	2.1	2.7	3.4	4.1	4.8	5.4	6.1	0.7
C.O.M. Trim	1.2	1.5	1.9	2.2	2.5	2.9	3.2	0.4
Cording	0.5	0.7	0.9	1	1.2	1.4	1.5	0.2
Note: Up to 3 pairs of banding strips can be cut from 48" fabric.								
Up to 2 pairs of ruffling strips can be cut from 48" fabric.								

BANDING, RUFFLING, TRIM, CORDING, TIE TOP & TAB TOP YARDAGE

Use the chart below to determine yardage requirements for horizontal application.

Number of Widths	1	2	3	4	5	6	7	8	9	10
Banding - up to 3" bottom hem band	0.2	0.4	0.6	0.8	1	1.2	1.4	1.6	1.8	2
Banding - up to 2½" pocket band	0.2	0.4	0.6	0.8	1	1.2	1.4	1.6	1.8	2
Banding - up to 4" pocket band	0.3	0.4	0.6	0.8	1	1.2	1.4	1.6	1.8	2
Banding - up to 5½" pocket band	0.4	0.7	1	1.4	1.7	2	2.4	2.7	3	3.5
Ruffling - up to 4" - horizontal	0.5	1	1.5	2	2.5	3	3.5	4	4.5	5
C.O.M. Trim - horizontal	1.5	3	4.5	6	7.5	9	10.5	12	13.5	15
Cording - horizontal	0.8	1.2	1.5	1.7	2	2.2	2.5	2.7	3	3.2
Ties or tabs yardage	0.3	0.5	0.5	0.8	0.8	1	1.2	1.5	1.5	1.7

ROD POCKET TAKE UP ALLOWANCE CHART

Use the chart below to determine the approximate take up allowance.

Hardware Style	Pocket Size	Take Up Allowance
⅜" Brass Rod	1"	⅜"
½" Oval Rod	1 ½"	½"
½" Tension Rod	1 ½"	½"
1" Cafe Rod	1 ¾"	1"
1 ¼" Shower Curtain Rod	2 ½"	1"
1 ⅝" Wood Pole	3 "	1"
2" Wood Pole	4"	2"
2 ½" Continental	3 ½"	½"
4 ½" Continental	5 ½"	½"



Custom Creations
a division of RM CO CO
Experience & Knowledge for Living Right for Life

Quote #: _____

Custom Creations

1389 Southern Expressway
Cape Girardeau, MO 63702-1270
Fax 800-501-6810
800-325-8025
customcreations@rmcoco.com

Bill To	Acct #
Address	
City/State	Zip
Sidemark	PO#

Ship To	Quote	Date
Address		
City/State	Zip	
Phone	Fax	

DRAPERY WORKSHEET														Pricing																			
Pattern	Color	Source	Width	Repeat	Description	SHIRR TOP AND/OR BOTTOM	HEADING SIZE	ROD POCKET SIZE	Lining					Pin Setting			Wholesale Cost Each	Total Wholesale Cost															
LINE	PAIRS QTY	PANELS QTY	ROD WIDTH	LEFT RETURN	RIGHT RETURN	OVERLAP (SEE *)	FINISH WIDTH INC. OVERLAP & RETURNS	WIDTHS PER PAIR OR PANEL	FULLNESS (SEE**)	FINISHED LENGTH	SHIRR TOP AND/OR BOTTOM	HEADING SIZE	ROD POCKET SIZE	Unlined	COCO Weather Guard	Sussex	COCO Therafoam	R & M Sheen	Royal Saten	Other (See Below)	White	Ivory	Regular Rod	Decorative Rod	Ceiling Rod	Other (see below)	COM Yardage Required						
1																																	
Comments:																																	
2																																	
Comments:																																	
3																																	
Comments:																																	
4																																	
Comments:																																	
5																																	
Comments:																																	
TOTAL																																	

Drawings & Sketches/Special Instructions:	If lining or pin setting is not listed, please specify on comment line. *Standard 4" overlap and **2 1/2 x fullness will be used if not specified. Shirr top only will be used if not specified.
Please fill out form completely to avoid delay in processing.	

Ordered by/ Taken by:

PLEATED DRAPERIES & VALANCES

One word to describe them - Classic. Pleated draperies and valances stand strong as the backbone of many of today's window fashions. Pleated in a variety of styles from tacked at the top to a shabby-chic button goblet, you are sure to find the perfect fit to complete your classic design.

PRICE CHART

D1 (lined/unlined) W1 (unlined) - See Seamless Drapery Chart
Using 48" to 54" fabric Using 118" seamless

*Call for contract pricing.

*Maximum finished length 180"

*Please refer to drapery specifications.

REQUIRED INFORMATION

- ✓ Product Name
- ✓ Fabric Information
- ✓ Quantity
- ✓ Pair or Panel
- ✓ Rod width or finished width
- ✓ Pinsetting
- ✓ Returns
- ✓ Fullness or number of widths
- ✓ Lining pattern and color or unlined

OPTIONS

SURCHARGE

- * Sew on Rings (Figure 9)D2
- * Sew On Buttons..... Z1 per button
- * Tacked at Top (Figure 2)no surcharge
- * Reverse Pleat (Figure 3)no surcharge
- * Soft Goblet Pleat (Figure 4)D2
- * Pinch Pleated Top and Bottom.....D3
- * Cartridge Pleat (Figure 5)D2
- * Goblet Pleat with Button Option(Figure 4) ... D2 + Z1 per button
- * Single Skip Pleat if space between pleats exceed 5"(Figure 7) D2
- * Cluster Skip Pleat (Figure 8)D3
- * Horizontal COM Trim Per Row of Trim.....D5
- * Bead Weight Hem Per Yard.....Z4
- * Horizontal Small Cording Per Row of Cording.....D6
- * Horizontal Banding Per Row of BandingD6
- * Horizontal Ruffling Per Row of Ruffling.....D6
- * Pinch Pleated Graduated Valance (Figure 12)D5
- * Multiple Graduated Bottom (Figure 13).....D6
- * Box or Inverted Pleated (Figure 14 & 15)D3
- * Interlined (minimum 2 ½ x's fullness)**.....D7
- ** Interlined over 144" longcall for pricing
- * Vertical Banding or Ruffling Per RowD8
- * Vertical COM Trim Per Row of Trim.....D9
- * VelvetD3
- * 5" CrinolineD2
- * Over 5"-8" CrinolineD3
- * Under 4" CrinolineD2
- * Special Hand SewingZ3
- * One or Two Prong PleatD2
- * Casual One Prong Inside Invert (Figure 6)D3

Refer to COM yardage charts for 48" to 54" wide fabric and 118" wide fabric for yardage requirements.

FIGURE 1

PINCH PLEAT OPTIONS

No Surcharge—Three Prong 2.5x's fullness recommended
Surcharge D2—Two Prong 2x's fullness recommended
Surcharge D2—One Prong 1.5x's fullness recommended

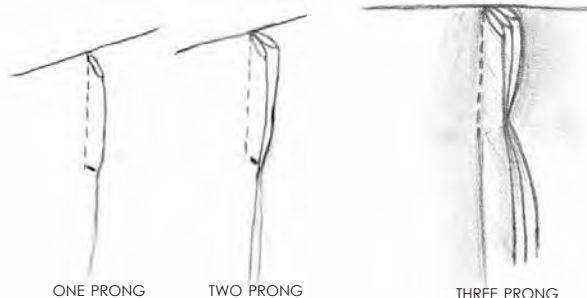


FIGURE 2

TACKED AT TOP

No Surcharge




FIGURE 3

REVERSE PLEAT

No Surcharge

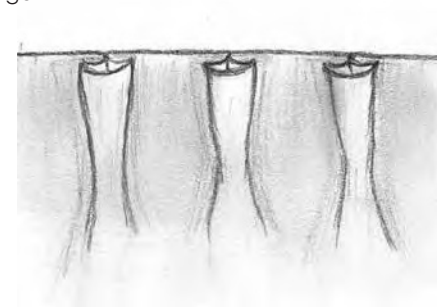
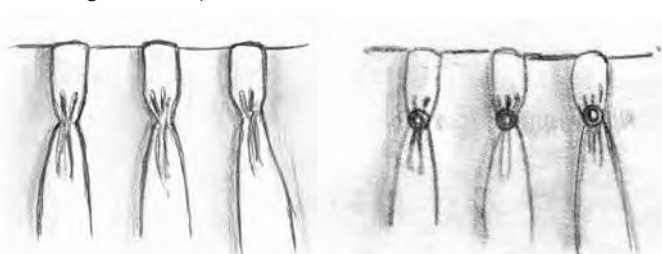


FIGURE 4

SOFT GOBLET PLEAT

Surcharge D2
Surcharge D2 + Z1 per button

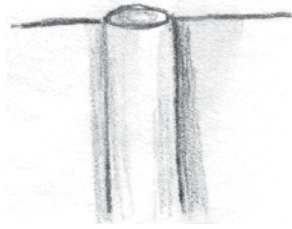


Surcharge D2 + Z1 per button

FIGURE 5 **CARTRIDGE PLEAT**

Surcharge D2

Features a foam filler inserted inside pleat



Small cartridge requires 5 1/4" in pleats. Large cartridge requires 6 1/4" in pleats.

FIGURE 7 **SINGLE SKIP PLEAT**

Surcharge D2 if space between pleats exceed 5"

Features pleats 7-8" apart




FIGURE 8 **CLUSTER SKIP PLEAT**

Surcharge D3

Features pleats 7-8" apart

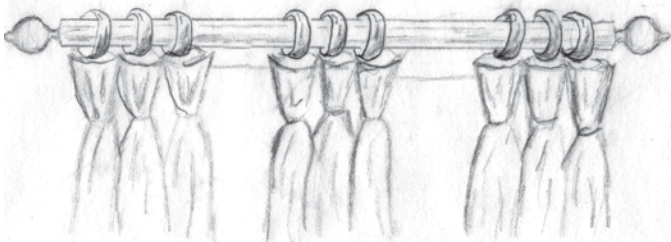


FIGURE 9 **SEW ON C.O.M. RING TOP**

Surcharge D2

Please specify number of rings

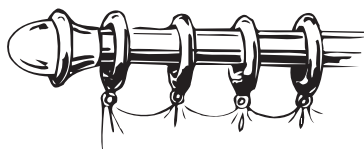


FIGURE 12 **PINCH PLEATED GRADUATED VALANCE**

Surcharge D5

Specify long point, short point and returns. Self-faced 4" at bottom.

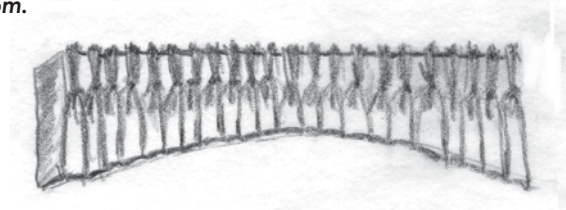
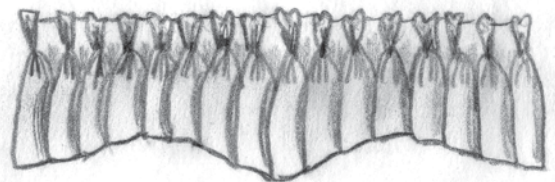


FIGURE 13 **PINCH PLEATED MULTIPLE GRADUATED VALANCE**

Surcharge D6

Specify long point, short point and returns. Self-faced 4" at bottom.



**Note: Must indicate choice of figure 12 or 13 or include a photo or drawing when ordering graduated valances.*

FIGURE 14 **BOX PLEAT**

Surcharge D3





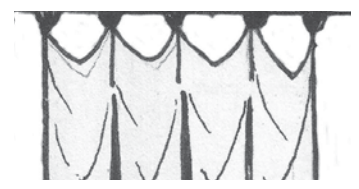
FIGURE 15 **INVERTED PLEATED**

Surcharge D3

Does not draw.



WITH CRINOLINE



WITHOUT CRINOLINE

ROD POCKET DRAPERIES & VALANCES

Our rod pocket draperies and valances are the quintessential addition to your design repertoire.

PRICE CHART

D10 (lined/unlined)	W1 (unlined)
Using 48" to 54" fabric	Using 118" seamless
*Call for contract pricing.	
*Maximum finished length 180"	
*Please refer to drapery specifications.	

REQUIRED INFORMATION

- ✓ Product Name
- ✓ Fabric Information
- ✓ Quantity
- ✓ Pair or Panel
- ✓ Rod width or finished width
- ✓ Returns
- ✓ Fullness or number of widths
- ✓ Finished length
- ✓ Heading size (top & bottom if needed)
- ✓ Pocket size (top & bottom if needed)
- ✓ Lining pattern and color or unlined

OPTIONS

SURCHARGE

* Extra Pocket Top (Figure 17)	D2
* Smocked Top (Figure 18)	D3
* Hourglass (Figure 19)	D3
* Scalloped Bottom.....	D5
* Horizontal COM Trim Per Row of Trim.....	D5
* Bead Weight Hem Per Yard.....	Z4
* Graduated Bottom (Figure 23)	D5
* Multiple Graduated Bottom (Figure 24).....	D6
* Horizontal Small Cording Per Row of Cord	D6
* Horizontal Banding Per Row of Banding (Figure 21)	D6
* Horizontal Ruffling Per Row of Ruffling.....	D6
* Interlined **	D7
** Interlined over 144" long	call for pricing
* Vertical Banding or Ruffling Per Row of Band or Ruffle	D8
* Vertical COM Trim Per Row of Trim.....	D9
* Button Hole Return - per Button Hole	Z1
* Special Hand Sewing.....	Z3
* Hand Pleating	D2
* Ties - per pair	G1

Refer to COM yardage charts for 48" to 54" wide fabric and 118" wide fabric for yardage requirements.

FIGURE 38

ROD POCKET VALANCE WITH TIES

Surcharge G1 (per pair)



Ties can be made in contrasting fabric

FIGURE 16

BASIC ROD POCKET

No Surcharge



FIGURE 17

EXTRA POCKET TOP

Surcharge D2

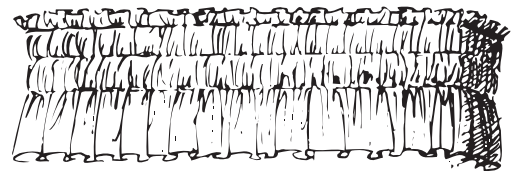


FIGURE 18

SMOCKED TOP

Surcharge D3

Please allow at least 3x's fullness when specifying number of widths

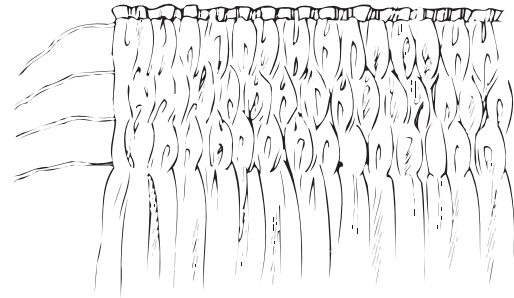


FIGURE 19

HOURLASS

Surcharge D3

Tieband not included

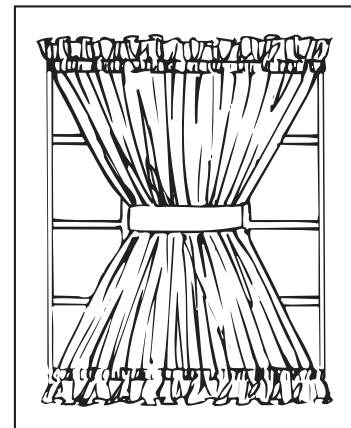


FIGURE 20 **FLAT PANEL WITH PLAIN CUFF**
D10 plus Surcharge D6



FIGURE 22 **VERTICAL BAND**
Surcharge D8




FIGURE 21 **HORIZONTAL BAND ROD POCKET**
Surcharge D6




FIGURE 23 **ROD POCKET GRADUATED VALANCE**
Surcharge D5
Specify long point and short point. Self-faced at bottom. Also available in inverted graduated (long point in center and short point at sides)

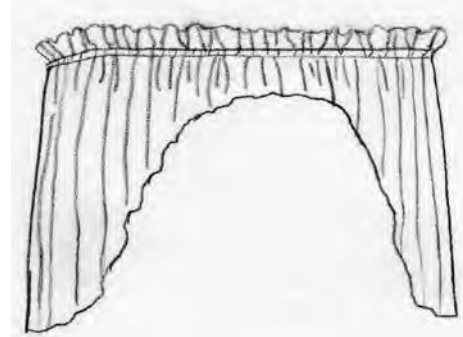
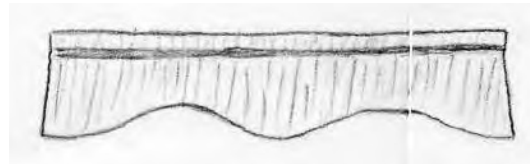


FIGURE 24 **ROD POCKET MULTIPLE GRADUATED VALANCE**
Surcharge D6
Specify long point, short point and returns. Self-faced at bottom.



**Note: Must indicate choice of figure 23 or 24 or include a photo or drawing when ordering graduated valances.*

ROD POCKET SLEEVES

An abbreviated version of our traditional rod pocket drapery.



SINGLE POCKET SLEEVE WITH HEADINGS



DOUBLE POCKET SLEEVE WITH HEADINGS

PRICE CHART

D10 (lined/unlined) W1 (unlined)
Using 48" to 54" fabric

REQUIRED INFORMATION

- ✓ Product Name
- ✓ Fabric Information
- ✓ Quantity
- ✓ Rod width
- ✓ Returns
- ✓ Fullness or number of widths
- ✓ Heading size (top & bottom if needed)
- ✓ Number of pockets and size of pockets

OPTIONS

SURCHARGE

- * Horizontal Small Cording Per Row of CordD6
- * Horizontal Banding Per Row of BandingD6
- * Special Hand SewingZ3
- * Double Rod PocketNo Charge

Refer to COM yardage charts for 48" to 54" wide fabric and 118" wide fabric for yardage requirements.

FLAT DRAPERIES AND VALANCES

A great alternative to the traditional pleated style is the flat panel with the numerous options available to add some flair. Available lined or unlined, these panels are sure to add that extra touch to complete your contemporary design.

Panels DO NOT have crinoline but may be requested as a no charge option.

FIGURE 25

SEW ON COM RING TOP

Surcharge D2

Please specify number of rings




FIGURE 26

TIE TOP

Surcharge D6

Please specify number and length of ties



FIGURE 27

TAB TOP

Surcharge D6

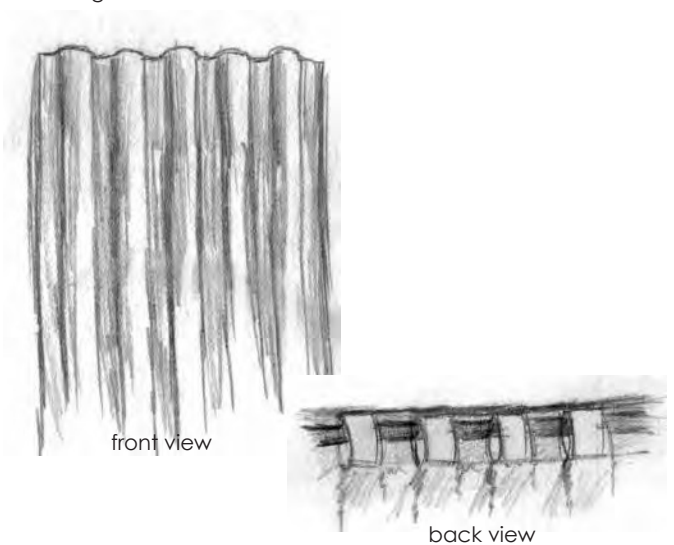
Please specify the number, width and length of tabs. If not specified, tabs will be 2" W x 12" L (total). Tab spacing will be 6-8" apart. The finished length of drape will include tabs unless otherwise specified.



FIGURE 28

HIDDEN TAB TOP

Surcharge D6



PRICE CHART

D10 (lined/unlined)

Using 48" to 54" fabric

Maximum finished length 180"

REQUIRED INFORMATION

- ✓ Product Name
- ✓ Fabric Information
- ✓ Quantity
- ✓ Pair or Panel
- ✓ Rod width or finished width
- ✓ Returns
- ✓ Fullness or number of widths
- ✓ Lining pattern and color or unlined
- ✓ Diameter of rod

OPTIONS

SURCHARGE

* Sew on Rings (Figure 25)	D2
* Sew on Buttons.....	Z1 per button
* 4" Crinoline	No Charge
* Bead Weight Hem per yard	Z4
* Horizontal or Vertical Velcro per foot	V1
* Tie Top (Figure 26)	D6
* Tab Top (Figure 27)	D6
* Hidden Tab Top (Figure 28).....	D6
* Horizontal COM Trim per row	D5
* Horizontal Banding Per Row of Band	D6
* Vertical COM Trim Per Row of Trim.....	D9
* Vertical Banding Per Row of Banding	D8
* Velvet	D3
* Graduated Bottom	D5
* Multiple Graduated Bottom.....	D6
* Interlined.....	D7
Interlined over 144" length call for pricing	
* Special Hand Sewing	Z3

SHOWER CURTAINS & GROMMETED DRAPERIES

Available #2 brass or nickel grommets at no additional cost or see options for additional choices. Modern with a simple elegance, larger grommeted draperies are available as a stylish choice under options below in various sizes and finishes.

PRICE CHART

D10 (lined/unlined) Using 48" to 54" fabric	W1 (unlined) Using 118" seamless
--	-------------------------------------

REQUIRED INFORMATION

- ✓ Product Name
- ✓ Fabric Information
- ✓ Quantity
- ✓ Pair or Panel
- ✓ Rod width or finished flat width
- ✓ Fullness or number of widths
- ✓ Finished Length
- ✓ Lining Pattern and color or unlined surcharge
- ✓ Size and color of grommet

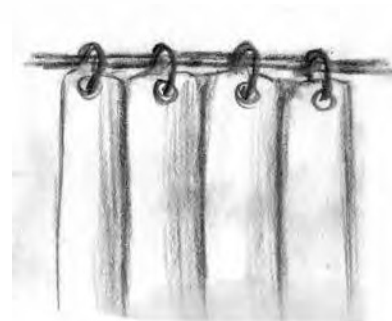
OPTIONS

SURCHARGE

* Horizontal COM Trim	D5
* Horizontal Band or Ruffle	D6
* Vertical COM Trim	D9
* Vertical Band or Ruffle	D8
* Horizontal Small Cord	D6
* Vertical Small Cord	D8
* Special Hand Sewing	Z3
* Buttonholes.....	Z1 per buttonhole
* Grommets	Z2 or Z5 per grommet
* Bead Weight Hem per yard	Z4

1 ½ times fullness is standard on all shower curtains and grommeted draperies and will be used unless otherwise specified

Refer to COM yardage charts for 48" to 54" wide fabric and 118" wide fabric for yardage requirements.



**Note: Shower Curtains

Grommets, 3/8" diameter hole, are spaced approx. 6" apart (on center) and inserted approx. ¼" down from top. Shower curtains are designed for use with a plastic liner.

Grommeted Draperies

Recommended spacing is approximately 6" on center. Available in following sizes (inside diameter) and colors:

OPTIONS

SURCHARGE

* ¾, 1 1/8, 1 7/16, 1 9/16 available in Antique Brass, Shiny Nickel, Matte Nickel, Copper, Black Oxide	Z2 (per grommet)
* 2" in Antique Brass, Shiny Nickel, Matte Nickel, Copper, Black Oxide	Z5 (per grommet)
* 2 ½ & 3 in Antique Brass, Shiny Nickel, Matte Nickel, Copper, Black Oxide	Z5 + D3 (oversized crinoline)
* 2, 2 ½ & 3" in Satin Smoke or Oil Rubbed Bronze	Call for pricing

SQUARE *grommets*

Introducing our new square grommets for round rods.

These can be set as a square or diamond on the traditional 4" heading. Use the D10 drapery chart in the Custom Creations retail price list and add the applicable surcharge according to grommet size listed below.

Not available on the panel programs - Custom orders only

Size #12

Inside diameter - 1 9/16"

Z5 surcharge - per grommet

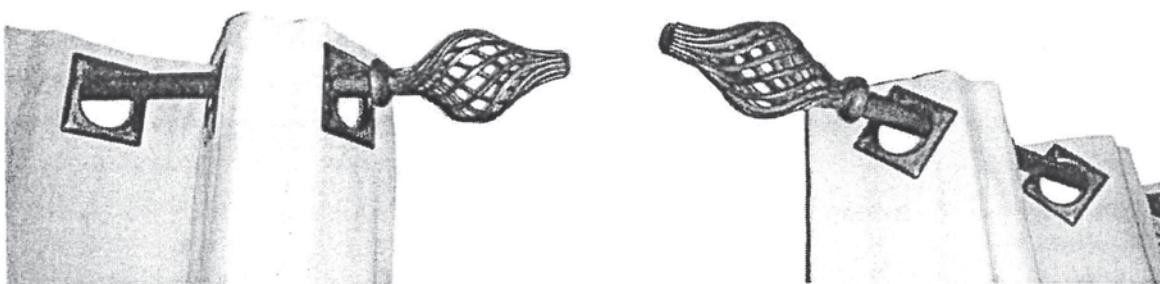
Available in all colors

Size #15

Inside diameter - 2"

A7 surcharge - per grommet

Available in all colors



Available in Matte Nickel, Nickel, Antique Brass, Antique Copper, and Oil Rubbed Bronze

CUSTOM CREATIONS

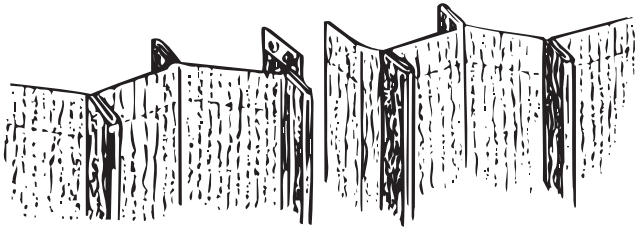
800.325.8025 option 1
customcreations@rmcoco.com



RM COCO Decor Ltd
PO Box 1270 Cape Girardeau, MO 63701
[800.325.8025](tel:800.325.8025) | customerservice@rmcoco.com | rmcoco.com

ACCORDIAN FOLD DRAPERIES

This pleat design has approximately 1" pleats front and back, creating an "accordion-like" stacked effect with snap tape for attaching to the carriers on the rod.



BUTT-TYPE MASTER CARRIERS



OVERLAP-TYPE MASTER CARRIERS

PRICE CHART

D1 (lined/unlined)	W1 (unlined)
Using 48" to 54" fabric	118" seamless

REQUIRED INFORMATION

- ✓ Product Name
- ✓ Fabric Information
- ✓ Quantity
- ✓ Pair or Panel
- ✓ Rod Width
- ✓ Cord or Baton Draw*
- ✓ Fullness or number of widths
- ✓ Buttmaster or overlapmaster
- ✓ Finished Length
- ✓ Lining pattern and color or unlined

***Drapery will be fabricated for cord draw if no draw style is specified. If baton draw is specified, a stiffener and grommet hole will be applied.**

OPTIONS

SURCHARGE

* Horizontal COM Trim.....	D5
* Horizontal Band.....	D6
* Vertical COM Trim.....	D9
* Vertical Band.....	D8
* Bead Weight Hem per yardZ4
* Special Hand SewingZ3

***Call for Contract Pricing

Available fullness 80% (2x), 100% (2¼x), 120% (2½ x) Available tape sizes: 7½", 8½" and 10"

Refer to COM yardage charts for 48" to 54" wide fabric and 118" wide fabric for yardage requirements.


Note: Ripplefold seams will not be hidden.

RIPPLEFOLD DRAPERIES

Snap tape sewn onto the flat width creates a roll pleat or ripplefold effect once it is attached to carriers on the rod.



FOR BUTT-TYPE MASTER CARRIERS



FOR OVERLAP-TYPE MASTER CARRIERS

PRICE CHART

D1 (lined/unlined)	W1 (unlined)
Using 48" to 54" fabric	118" seamless

REQUIRED INFORMATION

- ✓ Product Name
- ✓ Fabric Information
- ✓ Quantity
- ✓ Pair or Panel
- ✓ Rod width
- ✓ Cord or Baton Draw*
- ✓ Fullness or number of widths
- ✓ Buttmaster or overlapmaster
- ✓ Finished Length
- ✓ Lining pattern and color or unlined

***Drapery will be fabricated for cord draw if no draw style is specified. If baton draw is specified, a stiffener and grommet hole will be applied.**

OPTIONS

SURCHARGE

* Horizontal COM Trim.....	D5
* Horizontal Band.....	D6
* Vertical COM Trim.....	D9
* Vertical Band.....	D8
* Bead Weight Hem per yardZ4
* Special Hand SewingZ3

***Call for Contract Pricing

Available fullness 80% (2x), 100% (2¼x), 120% (2½ x) Available tape sizes: 7½", 8½" and 10"

Refer to COM yardage charts for 48" to 54" wide fabric and 118" wide fabric for yardage requirements.

Note: Ripplefold seams will not be hidden.

DRAPERY STYLE OPTIONS WITH BANDING

FIGURE 29

HORIZONTAL BANDING

Surcharge D6

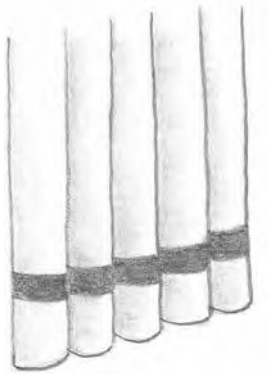


FIGURE 30

VERTICAL BANDING

Surcharge D8




FIGURE 31

HORIZONTAL SEAMING

Surcharge D3

Surcharge G1 – Straight tieback

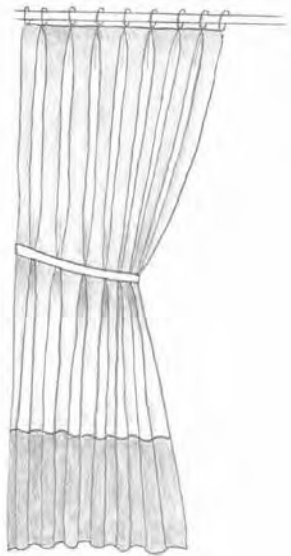


FIGURE 32

HORIZONTAL BAND TOP AND BOTTOM WITH BANDED OVERLAPS

Surcharge D8 x 2 for vertical band
Surcharge D6 x 2 for horizontal band
Surcharge D6 for tab top





FIGURE 33**DOUBLE ROW HORIZONTAL BANDS****TOP AND BOTTOM WITH VERTICAL BANDS BOTH SIDES**

Surcharge D6 x 4 Horizontal Band

Surcharge D8 x 4 Vertical Band

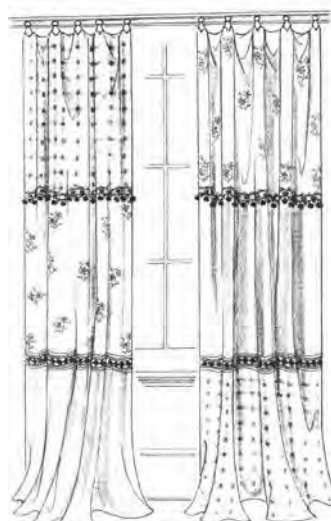
Surcharge D2 Sew on rings

**FIGURE 34****WIDE HORIZONTAL SEAMING WITH TRIM**

Surcharge D3 x 2

Surcharge D5 x 2 Horizontal COM trim

Surcharge D2 Sew on Rings

**FIGURE 35****DRAPERY WITH ATTACHED GRADUATED****VALANCE WITH BUTTON ON PLEAT**

D1 - Drapery

D1 - Valance


G2 + G3 - Scalloped Tiebacks

D5 - Graduated Bottom on Valance

D6 x 2 - Horizontal Banding

D2 - Attachment

D8 x 2 - Vertical Banding

**FIGURE 37****DRAPERY WITH ATTACHED VALANCE WITH BUTTONS**

D1 - Drapery

D1 - Valance

G2 - Braided Tiebacks

D6 x 2 - Horizontal Band

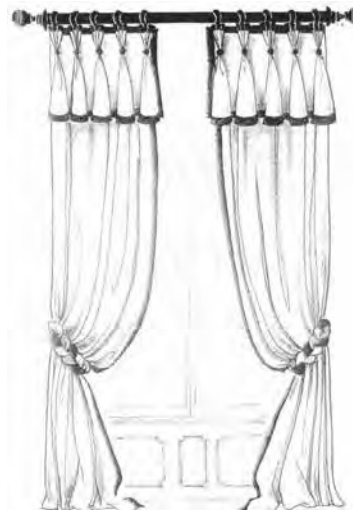
D8 x 2 - Vertical Band Drape

D8 x 2 - Vertical Band Valance

Z2 - Each Button

D2 - Attachment

D2 - Sew on COM Rings



Quote #: _____

Custom Creations

1389 Southern Expressway
Cape Girardeau, MO 63702-1270
Fax 800-501-6810
800-325-8025
customcreations@rmcoco.com

Bill To	Acct :
Address	
City/State	Zip
Sidemark	
PO#	

Ship To
Address
City/State
Phone
Fax
Order
Quote
Date

ACCORDIA FOLD & RIPPLE FOLD																				
Pattern	Width				Code	Lining				Pricing										
Color	Repeat				Price	COM Yardage Required				Wholesale Cost Each	Total Wholesale Cost									
Source	Description																			
LINE	PAIRS QTY	PANELS QTY	ROD WIDTH	CORD OR BATON DRAW	BUTT MASTER	OVERLAP MASTER	FULLNESS	FINISHED LENGTH	FLAT WIDTH HEM	# OF SPACES	LABOR WIDTHS	Unlined	Weather Guard	RM Designer Royal Satin	RM Designer Therafoam	Everyday	RM Designer Super Satin	Other (See Below)	White	Ivory
1	QTY	QTY																		
Comments:																				
2	QTY	QTY																		
Comments:																				
3	QTY	QTY																		
Comments:																				
4	QTY	QTY																		
Comments:																				
5	QTY	QTY																		
Comments:																				

Drawings & Sketches/Special Instructions:

TOTAL
If lining is not listed, please specify on comment line.

Please fill out form completely to avoid delay in processing.

Ordered by/ Taken by:



Quote #: _____

Custom Creations

1389 Southern Expressway
Cape Girardeau, MO 63702-1270
Fax 800-501-6810
800-325-8025
customcreations@rmcoco.com

Bill To	Acct #
Address	
City/State	Zip
Sidemark	PO#
Ship To	
Address	
City/State	Zip
Phone	Fax
Order	Quote
	Date

Top Treatments & Accessories																																						
Pattern		Width		Code																						Pricing												
Color		Repeat		Price																																		
Source		Description																																				
Treatment						Required Information						Lining								Options						COM Yardage Required		Wholesale Cost Each		Total Wholesale Cost								
LINE	Swag & Cascade	Valance	Cornice	Shade	Tieback	Rosette	Tablecloth	Face or Rod	Width	Return	Length or Long Point	Short Point	Cascade Length	# Swags or Swoops	Swoop or Swag Drop	Pole Diameter	Control L/R	Mount IS/OS	Unlined	Weather Guard	RM Designer Royal Satin	RM Designer Thermofoam	Everyday	RM Designer Super Sateen	Other (See Below)							White	Ivory	Banding Fabric	Cording Fabric	Board Mount	Trim (See below)	Tack Strip
1	QTY	QTY	QTY	QTY	QTY	QTY	QTY	QTY																														
Style: Comments:																																						
2	QTY	QTY	QTY	QTY	QTY	QTY	QTY	QTY																														
Style: Comments:																																						
3	QTY	QTY	QTY	QTY	QTY	QTY	QTY	QTY																														
Style: Comments:																																						
4	QTY	QTY	QTY	QTY	QTY	QTY	QTY	QTY																														
Style: Comments:																																						
5	QTY	QTY	QTY	QTY	QTY	QTY	QTY	QTY																														
Style: Comments:																																						
TOTAL																																						
Drawings & Sketches/Special Instructions:																																						
If lining is not listed, please specify on comment line. Trim, cording or banding fabric, specify in the comment line.																																						
Please fill out form completely to avoid delay in processing.																																						
Ordered by/ Taken by:																																						

TOP TREATMENTS - GENERAL INFORMATION

Top Treatment Order Forms	31
Construction	33
Lining.....	33
Care.....	33
Delivery	33
Shipping.....	33

TOP TREATMENTS PRICING

Traditional Swags and Cascades	34
Shirred Swags and Cascades	35
Cutout Swag with Angled Bells	35
Rod Pocket Swags and Cascades	36
Cut Out Swags with Cascades	37
Boxed Swag and Cascades	38
Side Shirred Cut Out Swag.....	39
Butterfly Swags and Cascades	40
Empire Shirred with Rosette Option.....	41
LaSalle Valance.....	41
Lifted Center Swags, and Cascades, and Pull Up Valance	42
Kingston Valance	42
Kingston Valance with Tails	42
Empire Valance	43
Empire Valance with Tails	43
Murphy Valance	44
Pole Windsor	44
Pole Windsor with Tails	45
Shirred Tab Pole Windsor	45
Pole Windsor with Tails - Sew on Rings	45
Flat Empires	46
Throw Swag	46
Handkerchief.....	47
Flat Tacked Up Valance	47
Kathy Valance.....	48
JoAnne Valance	48
Double Layer Scallop Valance.....	49
Scallop Valance with Kick Pleat.....	49
Maggie Valance	50
Shaped Inverted Offset Pleated Valance	50
Shaped Layered Valance with Jabots.....	51
Lifted Flat Valance with Jabots	51
Lorimer Valance	52
Flat Scalloped Valance & Tails with Contrast Pleat Bells.....	52
Coco Valance	53
Shirred Coco Valance	53
Cluster Shirred Graduated Valance	54
Cluster Pleated Graduated Valance	54
Flat Empire with Cascades	55
Girardeau Valance	55
Cluster Side Shirred Graduated Valance	56
Stagecoach Valance	56
Graduated Cascade Valance	57
Graduated Cascade Valance with Center Pleat	57
Balloon Valance - Pleated	58
Balloon Valance - Shirred	58
Austrian Valance	58
Flat Valance with Corner Pleats	59
Flat Valance with Center and Corner Pleats	59
Inverted Pleated Valance	60
Box Pleated Valance	60
Inverted Pleated Valance with Scalloped Bottom	61
Shaped Inverted Pleated Valance	61
Cut Out Scallop Valance	62
Tie Top Cuff Valance.....	62
Mock Roman Valance	63
Skip Pleated Valance with Scalloped Bottom	63
Tabbed Teardrop Valance	64
Straight Cornice	64
Straight Cornice - Pleated or Shirred	65
Shaped Cornice - Style A-K	65

TOP TREATMENT CONSTRUCTION

- Board mounted styles are covered with fabric and "L" brackets provided **at no additional cost**. Boards are made to exact specifications for outside mount unless inside mount is specified. No deduction will be taken for inside mount unless specified. If ordering Boxed Swags, Mock Roman style, or Austrian Valances with boards, the board will have wooden leg returns.

- Treatments on board shall be stapled unless velcro (V1 surcharge) is specified.

- When ordering swags and cascades on boards, please specify mounting preference. If no preference is given, swags are mounted over cascades. Even number swags are mounted left to right. No mounting hardware included.

- Maximum cascade length is 96". (See surcharge T16).

- Cascade short point will be determined by workroom unless specified otherwise.

- Contrast lining and banding fabrics must be comparable with face fabric.

- Cascades may need to be interlined when a darker shade of fabric is used as contrast. (See interlining surcharge T15). Interlining in color natural will be used if no color is given.

- All styles are pattern blocked at **no additional cost**, centering same or similar pattern repeats.

- **Matching polyester thread is used in all hems at no additional cost.**

LINING TOP TREATMENTS

- All top treatments are lined except for sunbursts and Austrian shades. For lining, you may specify Roclon "Rain No Stain", RM Sheen, RM Suede, RM Sateen or Sussex at the chart price. If you would like to use a lining other than those listed, please specify the preferred lining on your order. The price will be adjusted to the difference in the lining cost. RM Sheen will be used when no lining preference is chosen. Ivory lining will be used when no lining color is chosen.

- Regular Blackout may be used, however, the pigment may show through on light colored fabrics. In this case, we recommend using Outback self-healing lining.

CARE

- Dry cleaning is recommended. Vacuum your treatments occasionally to keep them free of dust.

DELIVERY

- Delivery on custom draperies is approximately 15-20 working days from receipt of fabric and written order.

SHIPPING

- Shipments are F.O.B. workroom Cape Girardeau, Missouri and will be shipped regular ground unless otherwise specified. (You will be charged freight and handling.)

TRADITIONAL SWAGS & CASCADES

Lined. Maximum drop of swag approximately 20". Minimum drop approximately 15". 18" drop will be used unless specified. Cascade length over 36", add surcharge T16. Traditional Cascade face approximately 9" to 12" wide. Stacked Cascade face approximately 6" wide. Cascades are self-lined unless a contrast lining is specified. Shipped loose with tack strip, ready to mount on board.

PRICE CHART

T1

REQUIRED INFORMATION

- ✓ Product Name
- ✓ Fabric Information
- ✓ Quantity
- ✓ Face width of board
- ✓ Number of swags
- ✓ Return size
- ✓ Swag drop
- ✓ Cascade long point
- ✓ Swag lining and color


OPTIONS

SURCHARGE

- * Horizontal Band or Cord (swag) (up to 4" Band)T9
 - * Horizontal COM Trim (swag)T10
 - * Vertical Band or Cord (each cascade) (up to 4" Band)T13
 - * Vertical COM Trim (each cascade)T14
 - * Cascade Length over 36" L (per pair)T16
 - * Cascade Interlined (per pair)T15
 - * Swag InterlinedT11
 - * Reverse CascadeP1
 - * Mount on Fabric Covered Boards up to 6" depth**Y1 per ft.
 - * One Swag with no CascadeT17
 - * One pr 36" L Cascades with no swagT18
 - * Special Hand SewingZ3
- * Stacked or Pinched Style - no additional cost**

FIGURE 1

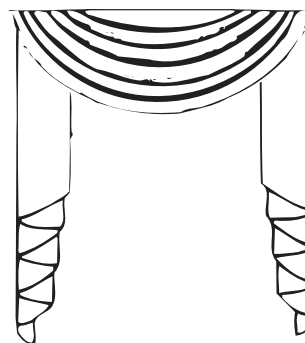
No Surcharge



TRADITIONAL CASCADES

FIGURE 2

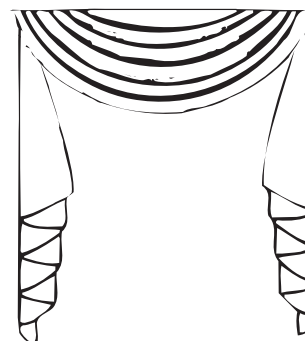
No Surcharge



STACKED CASCADES

FIGURE 3

No Surcharge



PINCHED CASCADES

C.O.M. YARDAGE REQUIREMENTS

based on 54" solids

Board Width	36"	48"	60"	72"	84"	96"	108"	120"	132"
Number of Swags	1	2	2	3	3	4	5	6	7
Swag fabric yardage	1.5	3	3.5	4.5	5.75	7.25	8.5	9.5	10.5
Swag band yardage	1.5	1.75	1.75	2	2.25	2.5	3	3.5	5
Swag C.O. M. trim yardage	1.5	3	3.5	4.5	5.75	7.25	8.5	9.5	10.5
Cascade Length	36"	48"	60"	72"	84"	96"			
Fabric yardage per pair cascades	4.5	6	7.25	8.5	10	11.25			
Vertical band per pair cascades	2	2.75	3.25	3.75	4.5	5			
Vertical C.O.M. trim per pair cascades	3.5	4.75	6	7	8.25	9.5			
If cascades are contrast lined, send 1/2 of cascade yardage chart for each fabric.									
**Boards selected as Y1 surcharge are fabric covered at no additional cost									

SHIRRED SWAGS & CASCADES

Lined. Maximum drop of swag approximately 20". Minimum drop approximately 15". 18" drop will be used unless specified. Cascade length over 36", add surcharge T16. Cascade face approximately 9" to 12" wide. Cascades are self-lined unless a contrast lining is specified. Shipped loose with tack strip, ready to mount on board.

PRICE CHART

T1

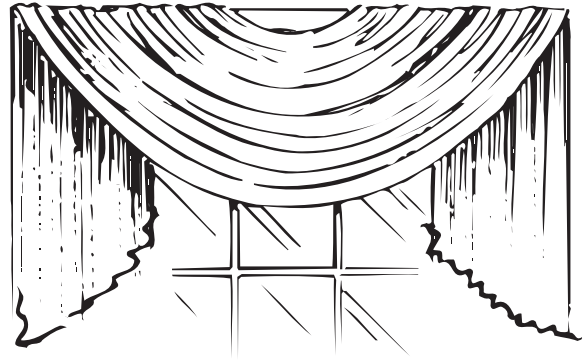
REQUIRED INFORMATION

- ✓ Product Name
- ✓ Fabric Information
- ✓ Quantity
- ✓ Face width of board
- ✓ Number of swags
- ✓ Return size
- ✓ Swag drop
- ✓ Cascade long point
- ✓ Swag lining and color

OPTIONS

SURCHARGE

- * Horizontal Band or Cord (swag) (up to 4" band)T9
- * Horizontal COM Trim (swag) T10
- * Vertical Band or Cord (each cascade) (up to 4" band) T13
- * Vertical COM Trim (each cascade)T14
- * Cascade Length over 36" L (per pair)T16
- * Cascade Interlined (per pair)T15
- * Swag InterlinedT11
- * Mount on Fabric Covered Boards up to 6" depth **Y1 per ft.
- * Shirred Fan Jabot..... P1
- * One Swag with no CascadeT17
- * One pr 36" L Cascades with no swagT18
- * Special Hand SewingZ3



C.O.M. YARDAGE REQUIREMENTS

based on 54" solids

Board Width	36"	48"	60"	72"	84"	96"	108"	120"	132"
Number of swags	1	2	2	3	3	4	5	6	7
Swag fabric yardage	1.5	3	3.5	4.5	5.75	7.25	8.5	9.5	10.5
Swag band yardage	1.5	1.75	1.75	2	2.25	2.5	3	3.5	4
Swag C.O. M. trim yardage	1.5	3	3.5	4.5	5.75	7.25	8.5	9.5	10.5
Cascade Length	36"	48"	60"	72"	84"	96"			
Fabric yardage per pair cascades	4.5	6	7.25	8.5	10	11.25			
Vertical band per pair cascades	2	2.75	3.25	3.75	4.5	5			
Vertical C.O.M. trim per pair cascades	3.5	4.75	6	7	8.25	9.5			
If cascades are contrast lined, send ½ of cascade yardage chart for each fabric.									
**Boards selected as Y1 surcharge are fabric covered at no additional cost									

CUT-OUT SWAG WITH ANGLED BELL

Swag lined. Bell is faced. Maximum drop approximately 20". Pinned at ends with drapery pin. Maximum width 24".

PRICE CHART

P3

REQUIRED INFORMATION

- ✓ Product Name
- ✓ Fabric Information
- ✓ Quantity
- ✓ Width
- ✓ Swag drop
- ✓ Lining and color

OPTIONS


SURCHARGE

- *Horizontal C.O.M. Trim..... T10
- *Sew on Rings (per ring)Z1

C.O.M. YARDAGE REQUIREMENTS

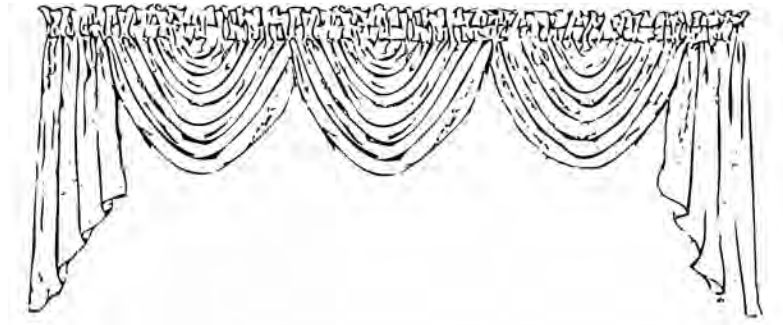
Based on 54" solid

Each Swag	24" Wide
Swag Fabric Yardage	2
Trim Yardage	2.75
Lining Yardage	1.75



ROD POCKET SWAGS & CASCADES

Swags are lined. Swags and cascades do not overlap. Maximum drop of swag approximately 20". Minimum drop 15". An 18" drop will be used unless specified. Drop will include heading and pocket unless specified otherwise. For cascade lengths over 36", add surcharge T16. Cascades cover approximately 9" to 12" of rod. Cascades are self-lined, unless a contrast lining is specified. Shirred to 2 - 2½x fullness.



PRICE CHART

T2

REQUIRED INFORMATION

- ✓ Product Name
- ✓ Fabric Information
- ✓ Quantity
- ✓ Rod width
- ✓ Number of swags
- ✓ Return size
- ✓ Swag drop
- ✓ Cascade long point
- ✓ Swag lining and color
- ✓ Heading and pocket size

OPTIONS

SURCHARGE

- * Horizontal Ruffling (swag) T12
- * Horizontal COM Trim (swag) T10
- * Vertical Ruffling (each cascade) T13
- * Vertical COM Trim (each cascade) T14
- * Cascade Length over 36" L (per pair) T16
- * Cascade Interlined (per pair) T15
- * Swag Interlined T11
- * Shirred Fan Jabot..... P1
- * One Swag with no Cascade T17
- * One Pr 36" L Cascades with no Swags T18
- * Special Hand Sewing Z3

C.O.M. YARDAGE REQUIREMENTS

based on 54" solids

Rod Width	36"	48"	60"	72"	84"	96"	108"	120"	132"
Number of swags	1	1	1	2	2	3	3	3	3
Swag fabric yardage	1.5	3	3.5	4.5	5.75	7.25	8.5	9.5	10.5
Swag ruffling yardage	1.5	1.75	1.75	2	2.25	2.5	3	3.5	4
Swag C.O. M. trim yardage	1.5	3	3.5	4.5	5.75	7.25	8.5	9.5	10.5
Cascade Length	36"	48"	60"	72"	84"	96"			
Fabric yardage per pair cascades	4.5	6	7.25	8.5	10	11.25			
Vertical ruffling per pair cascades	2	2.75	3.25	3.75	4.5	5			
Vertical C.O.M. trim per pair cascades	3.5	4.75	6	7	8.25	9.5			
If cascades are contrast lined, send ½ of cascade yardage chart for each fabric.									

CUT-OUT SWAGS & CASCADES

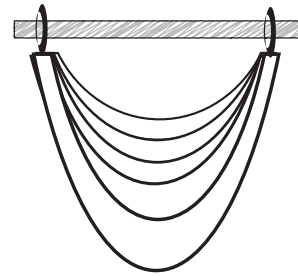

Swags lined. Swags and cascades overlap. Overlap is same size as cascade face. Maximum drop of swag approximately 20". Minimum drop 15". An 18" drop will be used unless specified. On cascade length over 36", add surcharge T16. Cascades cover approximately 12" of rod. Cascades are self lined, unless a contrast lining is specified. Shipped loose with tack strip ready to mount on rod or pole. Also available in pinched style.*

PRICE CHART

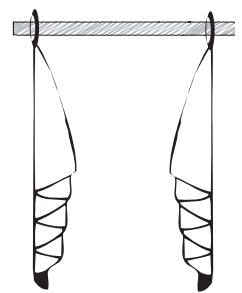
T2

REQUIRED INFORMATION

- ✓ Product Name
- ✓ Fabric Information
- ✓ Quantity
- ✓ Rod width
- ✓ Number of swags
- ✓ Return size if needed
- ✓ Swag drop
- ✓ Cascade long point
- ✓ Swag lining and color
- ✓ Diameter of rod and cut-out size



PINCHED STYLE SWAG ON RINGS



PINCHED STYLE CASCADES ON RINGS

OPTIONS

SURCHARGE

- * Horizontal Band or Cord (swag) (up to 4") T9
- * Horizontal COM Trim (swag) T10
- * Vertical Band or Cord (each cascade) (up to 4") T13
- * Vertical COM Trim (each cascade) T14
- * Cascade Length over 36" L (per pair) T16
- * Cascade Interlined (per pair) T15
- * Swag Interlined T11
- * Stacked Cascades No surcharge
- * Velcro V1 (per foot)
- * One Swag with no Cascade P3
- * One Pr 36" L Cascades with no Swag T18
- * Special Hand Sewing Z3
- * Sew-on Rings Z1 per ring
- * Reverse Cascade each P1
- * Button Bow Rosette each A6
- * **Pinched Style Swag or Cascades - no additional charge**



PINCHED STYLE WITH POINTED END



PINCHED STYLE SWAG WITH
BUTTON BOW ROSETTE OPTION
AND REVERSE CASCADE OPTION

C.O.M. YARDAGE REQUIREMENTS

based on 54" solids

Rod Width	36"	48"	60"	72"	84"	96"	108"	120"	132"
Number of swags	1	2	2	3	3	4	5	6	7
Swag fabric yardage	1.5	2.5	3	3.5	4.25	5	5.5	6	6.5
Swag band yardage	1.5	1.75	1.75	2	2.25	2.5	3	3.5	4
Swag C.O. M. trim yardage	1.5	3	3.5	4	4.75	5.5	6	6.5	7
Cascade Length	36"	48"	60"	72"	84"	96"			
Fabric yardage per pair cascades	4.5	6	7.25	8.5	10	11.25			
Vertical band per pair cascades	2	2.75	3.25	3.75	4.5	5			
Vertical C.O.M. trim per pair cascades	3.5	4.75	6	7	8.25	9.5			

BOXED SWAG WITH CASCADES

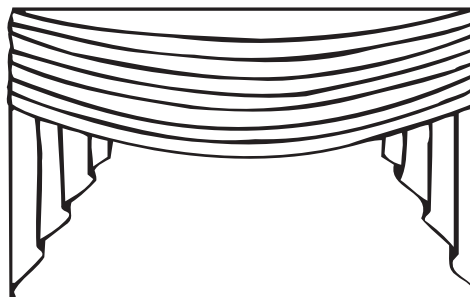
Lined with a single swag. Swag maximum drop approximately 20", short point of swag approximately 10" to 15". Fabric is railroaded. However, stripe patterns and other directional prints will be seamed. Cascade length over 36", add surcharge T16. Cascade face approximately 9" to 12". Cascades are self-lined unless a contrast lining is specified. Shipped loose with tack strip, ready to mount on board. If board mounted, will be mounted with legs. See diagram for instructions on figuring board cost.

PRICE CHART

T2 Include Returns

REQUIRED INFORMATION

- ✓ Product Name
- ✓ Fabric Information
- ✓ Quantity
- ✓ Face width of board
- ✓ Return size
- ✓ Swag drop
- ✓ Cascade long point
- ✓ Swag lining and color



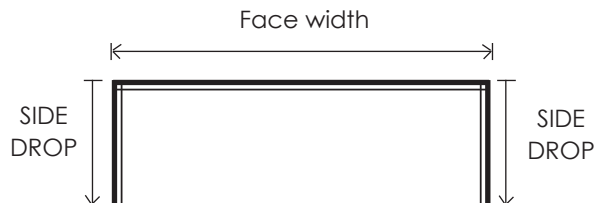
OPTIONS

SURCHARGE

- * Horizontal Band or Cord (swag) (up to 4") T9
- * Horizontal COM Trim (swag) T10
- * Vertical Band or Cord (each cascade) (up to 4") T13
- * Vertical COM Trim (each cascade) T14
- * Cascade Length over 36" L (per pair) T16
- * Cascade Interlined (per pair) T15
- * Swag Interlined T11
- * Stacked Cascades..... No surcharge
- * Mount on Fabric Covered Boards up to 6" depth with legs .. Y1 per ft.
- * Special Hand Sewing Z3

Truck shipment may be required if total length and girth exceed 120"

Calculate Board Mount with Legs:



**Face width of treatment + 2 side drops ÷ 12 =
(Round to the nearest whole number) # of feet
to charge for.**

C.O.M. YARDAGE REQUIREMENTS

based on 54" solids

Board Width	36"	48"	60"	72"	84"	96"	108"	120"	132"
Number of Swags	1	1	1	1	1	1	1	1	1
Swag fabric yardage	2	2.5	3	3.5	4	4.5	5	5.5	6
Swag band yardage	2	2.5	3	3.5	4	4.5	5	5.5	6
Swag C.O.M. trim yardage	2	2.5	3	3.5	4	4.5	5	5.5	6
Cascade Length	36"	48"	60"	72"	84"	96"			
Fabric yardage per pair	4.5	6	7.25	8.5	10	11.25			
Vertical band per pair	2	2.75	3.25	3.75	4.5	5			
Vertical C.O.M. trim per pair	3.5	4.75	6	7	8.25	9.5			
If cascades are contrast lined, send ½ of cascade yardage chart for each fabric.									
**Boards selected as Y1 surcharge are fabric covered at no additional cost									

SIDE SHIRRED CUT OUT SWAG

Swag is lined and must have trim to hide shirring tape. Maximum drop of swag is 22". Optional cascade is self or contrast lined and maximum length of 36".

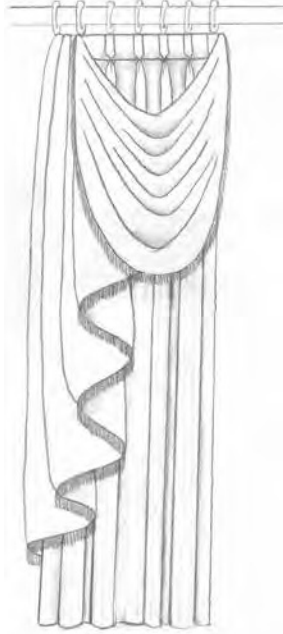
PRICE CHART

P3 + T10 COM Trim for each swag

T18 + T14 COM Trim for each cascade – Optional

REQUIRED INFORMATION

- ✓ Product Name
- ✓ Fabric Information
- ✓ Trim Information
- ✓ Quantity of Swags
- ✓ Width of Swag
- ✓ Swag Drop
- ✓ Swag Lining and Color
- ✓ Cascade Option
- ✓ Cascade Long point
- ✓ Cascade Return



OPTIONS

SURCHARGE

- * Swag Interlined T11
- * Cascade Interlined T15
- * Cascade Length over 36" T16
- * COM Trim each Cascade T14

C.O.M. YARDAGE REQUIREMENTS

Based on 54" solids

Each Swag	24" Wide	36" Wide	48" Wide
Swag Fabric Yardage	1.50	2	2.75
C.O.M. Trim Yardage	1.75	2	2.50

Each Pinched Cascade using 1 Width	
Cascade Fabric Yardage	2.25
Cascade Trim Yardage	2.50

*If cascades are self lined, send ½ of cascade yardage chart for each fabric. Cascades self lined unless specified.

BUTTERFLY SWAG WITH INVERTED CASCADES

Treatment consists of butterfly swags and inverted cascades. Swags have a shirred seam in the middle which is covered by the double jabot option. You may also add a reverse cascade as illustrated. Swags are lined with regular lining. Inverted cascades, double jabot and reverse cascades are all self-lined and may be contrast lined. Maximum width per swag is 60". For spans over 60" and up to 96", use two swags. Maximum swag drop is 24". For cascades over 36", add T16 surcharge. Shipped loose and ready to mount.


PRICE CHART

T3 + P1 (Double Jabot)

T3 + P1 + P1 (Double Jabot with Reverse Cascade)

REQUIRED INFORMATION

- ✓ Product Name
- ✓ Fabric Information
- ✓ Quantity
- ✓ Face width
- ✓ Swag drop
- ✓ Cascade long point
- ✓ Swag lining and color
- ✓ Pole Diameter




BUTTERFLY SWAG WITH DOUBLE JABOT

OPTIONS

SURCHARGE

- * Cascade Length over 36" L (per pair) T16
- * Cascade Interlined (per pair) T15
- * Swag Interlined T11
- * Reverse Cascade P1
- * Double Jabot P1
- * COM Horizontal Trim (swags) T10
- * COM Vertical Trim (each Inverted Cascade) Double T14
- * Special Hand Sewing Z3



BUTTERFLY SWAG WITH DOUBLE JABOT & REVERSE CASCADE

C.O.M. YARDAGE REQUIREMENTS

based on 54" solids

Board Width	36"	48"	60"	72"	84"	96"
Number of Swags	1	1	1	2	2	2
Swag fabric yardage	6	8	9.25	10	10.75	12
C.O.M. horizontal trim	4.5	5.75	6.5	7.5	8.5	9.5
Cascade Length	36"	48"	60"	72"	84"	96"
Fabric yardage (pair)	4.5	6	7.25	8.5	10	11.25
C.O.M. vertical trim (per cascade)	3.5	4.75	6	7	8.25	9.5
If cascades are contrast lined, send ½ this cascade yardage chart for each fabric.						

EMPIRE WITH TAILS SHIRRED ON ROD WITH ROSETTE OPTION

Lined only. Self-faced at bottom. Maximum drop of swoop is 22". Maximum length of tail 36". Swoops approximately 22" apart. Tails self-lined. Valance shirrs on a rod. Rosette can be added as an option.

PRICE CHART

T4


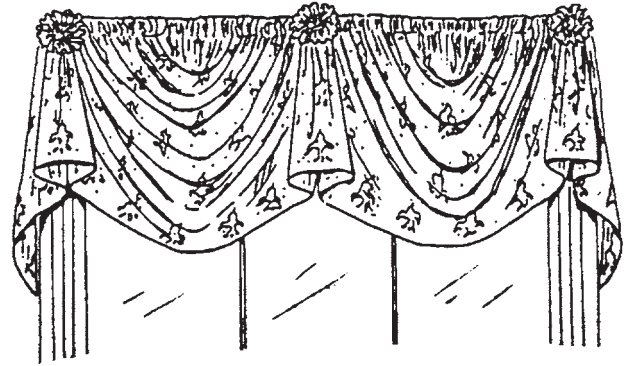
REQUIRED INFORMATION

- ✓ Product name
- ✓ Fabric information
- ✓ Quantity
- ✓ Face width
- ✓ Returns
- ✓ Swoop drop
- ✓ Tail drop
- ✓ Lining pattern and color
- ✓ Rod pocket size

OPTIONS

SURCHARGE

- *Horizontal COM trim bottom.....T10
- *Horizontal Band Bottom (up to 4")T12
- *Horizontal Cord BottomT12
- *Contrast FacingNo Surcharge
- *Interlined.....T11
- *Special hand sewing.....Z3
- *Rosettes (each)A6



COM YARDAGE REQUIREMENTS

based on 54" solid

Finished Width (includes returns)	36"	48"	60"	72"	84"	96"	108"	120"	132"
Number of swoops	2	2	3	3	4	4	5	5	6
Fabric yardage	6.25	7.75	9.25	9.25	10.75	12.25	12.25	13.75	15.5
COM trim yardage	3	4.5	6	6	7.5	9	9	10.5	12
Band yardage	0.5	1	1	1	1.25	1.5	1.5	1.75	2
Cord yardage	0.5	0.75	0.75	0.75	1	1	1	1.25	1.5
Contrast facing yardage (includes contrast tails)	3.75	4	4.25	4.25	4.5	4.75	4.75	5	5.25

LASALLE VALANCE

Lined flat valance drapes long on one side with a deep tapered pleat. Ends are self-lined. A separate 3 fold pleat attaches under the valance. Maximum drop of valance at center is 24", up to 36" at long taper and up to 36" long for separate piece. Shipped loose and ready to mount.

PRICE CHART

T8

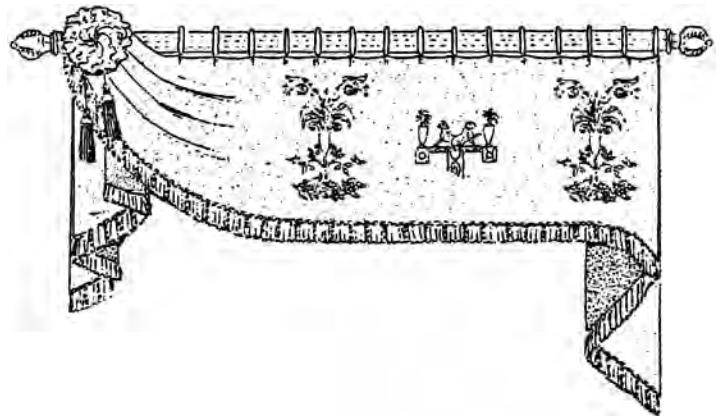
REQUIRED INFORMATION

- ✓ Product name
- ✓ Fabric information
- ✓ Quantity
- ✓ Face of board
- ✓ Returns
- ✓ Length of valance
- ✓ Length of long side
- ✓ Length of 3 fold attachment
- ✓ Lining pattern and color

OPTIONS

SURCHARGE

- *Horizontal COM trimT10
- *Interlined.....T11
- *Rosettes (each)A6
- *Mount on fabric covered board Depth up to 6"Y1 per ft




COM YARDAGE REQUIREMENTS

based on 54" solid

Finished Width (includes returns)	36"	48"	60"	72"	84"	96"	108"	120"	132"
Fabric yardage	4	4	4	4.75	4.75	4.75	5.75	5.75	5.75
COM trim yardage	4.25	4.75	5	5.25	5.75	6	6.25	6.75	7

KINGSTON VALANCE

Lined only. Shipped loose with tack strip, ready to mount on board. Self-faced at bottom 6". Maximum drop is 22". Swoops are approximately 22" apart.



PRICE CHART

T4 include returns

REQUIRED INFORMATION

- ✓ Product Name
- ✓ Fabric Information
- ✓ Quantity
- ✓ Face width
- ✓ Returns
- ✓ Length
- ✓ Lining pattern and color

OPTIONS

- * Horizontal COM Trim.....T10
- * Horizontal Band (up to 4")T9
- * Horizontal Cord TopT9
- * Horizontal Cord BottomT12
- * Contrast Facing No surcharge
- * Mount on Fabric Covered Board up to 6" depth..... **Y1 per ft.
- * Interlined.....T11
- * Special Hand SewingZ3

SURCHARGE

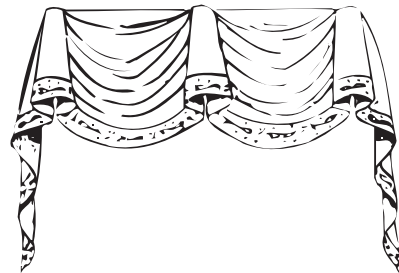
C.O.M. YARDAGE REQUIREMENTS

based on 54" solids

Finished Width (includes returns)	36"	48"	60"	72"	84"	96"	108"	120"	132"
Number of Swoops	2	2	3	3	4	4	5	5	6
Fabric yardage	3.25	4.75	6.25	6.25	7.75	9.25	9.25	10.75	12.25
C.O.M. trim yardage	3	4.5	6	6	7.5	9	9	10.5	12
Band yardage	0.5	1	1	1	1.25	1.5	1.5	1.75	2
Cord yardage	0.5	0.75	0.75	0.75	1	1	1	1.25	1.5
Contrast facing yardage	0.75	1	1.25	1.25	1.5	2	2	2	2.25
**Boards selected as Y1 surcharge are fabric covered at no additional cost									

KINGSTON VALANCE WITH TAILS

Lined only. Shipped loose with tack strip, ready to mount on board. Self-faced at bottom 6". Maximum drop of swoop is 22", maximum length of tail is 50". Swoops are approximately 22" apart. Tails selflined. (If contrast facing requested, the tails will also be contrast lined.)



PRICE CHART

T4 include returns

REQUIRED INFORMATION

- ✓ Product Name
- ✓ Fabric Information
- ✓ Quantity
- ✓ Face width
- ✓ Returns
- ✓ Length
- ✓ Lining pattern and color

OPTIONS

- * Horizontal COM Trim.....T10
- * Horizontal Band (up to 4")T9
- * Horizontal Cord TopT9
- * Horizontal Cord BottomT12
- * Contrast Facing No surcharge
- * Mount on Fabric Covered Board up to 6" depth..... **Y1 per ft.
- * Interlined.....T11
- * Special Hand SewingZ3

SURCHARGE

C.O.M. YARDAGE REQUIREMENTS

based on 54" solids

Finished Width (includes returns)	36"	48"	60"	72"	84"	96"	108"	120"	132"
Number of Swoops	2	2	3	3	4	4	5	5	6
Fabric yardage	6.25	7.75	9.25	9.25	10.75	12.25	12.25	13.75	15.5
C.O.M. trim yardage	3	4.5	6	6	7.5	9	9	10.5	12
Band yardage	0.5	1	1	1	1.25	1.5	1.5	1.75	2
Cord yardage	0.5	0.75	0.75	0.75	1	1	1	1.25	1.5
Contrast facing yardage (includes contrast tails)	3.75	4	4.25	4.25	4.5	4.75	4.75	5	5.25
**Boards selected as Y1 surcharge are fabric covered at no additional cost									

EMPIRE VALANCE

Lined only. Shipped loose with tack strip, ready to mount on board. Self-faced at bottom 6". Maximum drop is 22". Swoops are approximately 22" apart.



PRICE CHART

T4 include returns

REQUIRED INFORMATION

- ✓ Product Name
- ✓ Fabric Information
- ✓ Quantity
- ✓ Face width
- ✓ Returns
- ✓ Length
- ✓ Lining pattern and color

OPTIONS

SURCHARGE

- * Horizontal COM Trim.....T10
- * Horizontal Band (up to 4")T9
- * Horizontal Cord TopT9
- * Horizontal Cord BottomT12
- * Contrast Facing No surcharge
- * Mount on Fabric Covered Board up to 6" depth..... **Y1 per ft.
- * Interlined.....T11
- * Special Hand SewingZ3

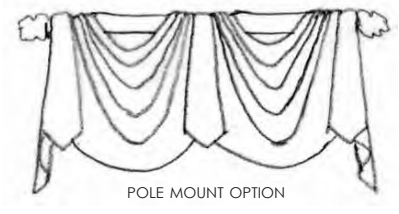

C.O.M. YARDAGE REQUIREMENTS

based on 54" solids

Finished Width (includes returns)	36"	48"	60"	72"	84"	96"	108"	120"	132"
Number of swoops	2	2	3	3	4	4	5	5	6
Fabric yardage	3.25	4.75	6.25	6.25	7.75	9.25	9.25	10.75	12.25
C.O.M. trim yardage	3	4.5	6	6	7.5	9	9	10.5	12
Band yardage	0.5	1	1	1	1.25	1.5	1.5	1.75	2
Cord yardage	0.5	0.75	0.75	0.75	1	1	1	1.25	1.5
Contrast facing yardage	0.75	1	1.25	1.25	1.5	2	2	2	2.25
**Boards selected as Y1 surcharge are fabric covered at no additional cost									

EMPIRE VALANCE WITH TAILS

Lined only. Shipped loose with tack strip, ready to mount on board. Self-faced at bottom 6". Maximum drop of swoop is 22", maximum length of tail is 50". Swoops are approximately 22" apart. Tails selflined. (If contrast facing requested, the tails will also be contrast lined.) Also available in pole mounted option.



POLE MOUNT OPTION

PRICE CHART

T4 include returns

REQUIRED INFORMATION

- ✓ Product Name
- ✓ Fabric Information
- ✓ Quantity
- ✓ Face width
- ✓ Returns
- ✓ Length
- ✓ Lining pattern and color

OPTIONS

SURCHARGE

- * Horizontal COM Trim.....T10
- * Horizontal Band (up to 4")T9
- * Horizontal Cord TopT9
- * Horizontal Cord BottomT12
- * Contrast Facing No surcharge
- * Mount on Fabric Covered Board up to 6" depth..... **Y1 per ft.
- * Interlined.....T11
- * Special Hand SewingZ3

C.O.M. YARDAGE REQUIREMENTS

based on 54" solids

Finished Width (includes returns)	36"	48"	60"	72"	84"	96"	108"	120"	132"
Number of swoops	2	2	3	3	4	4	5	5	6
Fabric yardage	6.25	7.75	9.25	9.25	10.75	12.25	12.25	13.75	15.5
C.O.M. trim yardage	3	4.5	6	6	7.5	9	9	10.5	12
Band yardage	0.5	1	1	1	1.25	1.5	1.5	1.75	2
Cord yardage	0.5	0.75	0.75	0.75	1	1	1	1.25	1.5
Contrast facing yardage (includes contrast tails)	3.75	4	4.25	4.25	4.5	4.75	4.75	5	5.25
**Boards selected as Y1 surcharge are fabric covered at no additional cost									

MURPHY VALANCE

Lined only. Shipped loose with tack strip, ready to mount on board. Self-faced at bottom 6". Maximum drop of swoop is 22", maximum length of tails is 36". Swags are 18" to 28" wide. Tails and jabot are self-lined..

PRICE CHART

T5 include returns


REQUIRED INFORMATION

- ✓ Product Name
- ✓ Fabric Information
- ✓ Quantity
- ✓ Face width
- ✓ Returns
- ✓ Length
- ✓ Lining pattern and color

OPTIONS


- * Horizontal COM Trim T10
- * Contrast Line Tails + Jabot No surcharge
- * Mount on Fabric Covered Board up to 6" depth..... **Y1 per ft.
- * Interlined T11
- * Special Hand Sewing Z3
- * Button Hole each Z1
- * Button each Z1

SURCHARGE



BUTTON BACK JABOT

- * Z1 Button
- * Z1 Button Hole



NO TAILS WITH
BUTTON BACK OPTION

C.O.M. YARDAGE REQUIREMENTS

based on 54" solids

Finished Width (includes returns)	36"	48"	60"	72"	84"	96"	108"	120"	132"
Number of swags	2	2	3	3	4	4	5	5	6
Fabric yardage	8	8.75	11	11.5	13.5	14.25	16.25	17	17
C.O.M. trim yardage	5	5	6.75	6.75	8.5	8.5	10.5	10.5	12.25
Contrast fabric (tails and jabots)	3	3	3.75	3.75	4.5	4.5	5.25	5.25	6

****Boards selected as Y1 are fabric covered at no additional cost**

POLE WINDSOR

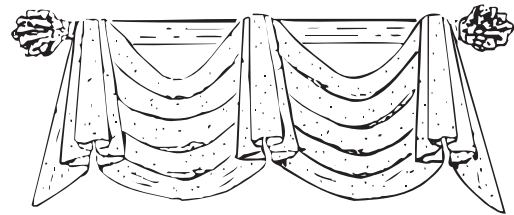
Lined only. Shipped loose, ready to mount on rod. Maximum drop of swoop is 22". Swoops are approximately 18" to 24" wide. Windsor is self-faced at bottom 6".

PRICE CHART

T5 include returns

REQUIRED INFORMATION

- ✓ Product Name
- ✓ Fabric Information
- ✓ Quantity
- ✓ Rod width
- ✓ Drop
- ✓ Lining pattern and color
- ✓ Pole Diameter



OPTIONS

- * Horizontal COM Trim T10
- * Contrast Facing No surcharge
- * Horizontal Cord Bottom T12
- * Velcro V1 (per foot)
- * Horizontal Band (up to 4") T9
- * Interlined T11
- * Special Hand Sewing Z3

SURCHARGE

C.O.M. YARDAGE REQUIREMENTS

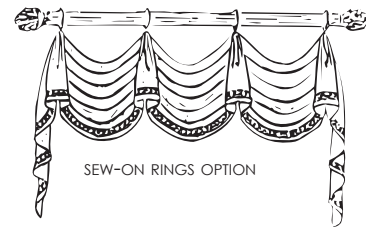
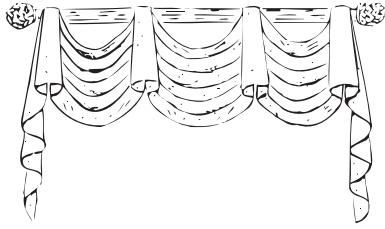
based on 54" solids

Finished Width (includes returns)	36"	48"	60"	72"	84"	96"	108"	120"	132"
Number of swags	2	2	3	3	4	4	5	5	6
Fabric yardage	3.25	4.75	6.25	6.25	7.75	9.25	9.25	10.75	12.25
C.O.M. trim yardage	3.5	4	5.5	6	7	7.5	10	10.5	13
Contrast facing yardage	0.75	1	1.25	1.25	1.5	2	2	2	2.25
Band yardage	0.5	1	1	1	1.25	1.5	1.5	1.75	2
Cord yardage	0.5	0.75	0.75	0.75	1	1	1	1.25	1.5

POLE WINDSOR WITH TAILS

*ALSO AVAILABLE WITH SEW-ON RINGS OPTION

Lined only. Shipped loose, ready to mount on rod. Maximum drop of swoop is 22". Swoops are approximately 18" to 24" wide. Maximum length of tail is 50". Self-face 6" and tails self-lined. If contrast facing requested, the tails will also be contrast lined.



PRICE CHART

T5 include returns

REQUIRED INFORMATION

- ✓ Product Name
- ✓ Fabric Information
- ✓ Quantity
- ✓ Rod width
- ✓ Drop
- ✓ Lining pattern and color
- ✓ Pole Diameter

OPTIONS

SURCHARGE

- * Horizontal COM Trim T10
- * Contrast Facing No surcharge
- * Horizontal Band Bottom (up to 4") T12
- * Horizontal Cord Bottom T12
- * Interlined T11
- * Special Hand Sewing Z3
- **Sew on Rings Option No Charge


C.O.M. YARDAGE REQUIREMENTS

based on 54" solids

Finished Width (includes returns)	36"	48"	60"	72"	84"	96"	108"	120"	132"
Number of swags	2	2	3	3	4	4	5	5	6
Fabric yardage	6.25	7.75	9.25	9.25	10.75	12.25	12.25	13.75	15.5
C.O.M. trim yardage	3.5	4	5.5	6	7	7.5	10	10.5	13
Contrast facing yardage (includes contrast tails)	3.75	4	4.25	4.25	4.5	4.75	4.75	5	5.25
Band yardage	0.5	1	1	1	1.25	1.5	1.5	1.75	2
Cord yardage	0.5	0.75	0.75	0.75	1	1	1	1.25	1.5

SHIRRED TAB POLE WINDSOR

Lined only. Shipped loose, ready to mount on rod. Maximum drop of swoop is 22". Swoops are approximately 18" to 24" wide. Windsor is self-faced at bottom 6".



PRICE CHART

T5 include returns

REQUIRED INFORMATION

- ✓ Product Name
- ✓ Fabric Information
- ✓ Quantity
- ✓ Rod width
- ✓ Drop
- ✓ Lining pattern and color
- ✓ Pole Diameter

OPTIONS

SURCHARGE

- * Horizontal COM Trim T10
- * Contrast Facing No surcharge
- * Horizontal Band Bottom (up to 4") T12
- * Horizontal Cord Bottom T12
- * Interlined T11
- * Special Hand Sewing Z3

C.O.M. YARDAGE REQUIREMENTS

based on 54" solids

Finished Width (includes returns)	36"	48"	60"	72"	84"	96"	108"	120"	132"
Number of swags	2	2	3	3	4	4	5	5	6
Fabric yardage	5	6.5	8.75	8.75	11	11	12.75	12.75	14.5
C.O.M. trim yardage	3.5	4	5.5	6	7	7.5	10	10.5	13
Contrast facing	0.75	1	1.25	1.25	1.5	2	2	2	2.25
Band yardage	0.5	1	1	1	1.25	1.5	1.5	1.75	2
Cord yardage	0.5	0.75	0.75	0.75	1	1	1	1.25	1.5


FLAT EMPIRE WITH BELLS & SWOOPS - SELECT LOOP STYLE Z1 OR BOARD MOUNT STYLE Y1

Lined only. **Style 1** is made with a cut-out top and loops or rings for attaching to medallions or to hang on a pole.

Style 2 is made with a straight top and a tack strip ready to mount on your board. Maximum length is 20". Scallops are approximately 15" to 20" wide. Self-faced at bottom. Also available with tails up to 36" length at no charge (see Style 3). Tails must be self or contrast lined.



STYLE 1



STYLE 2



STYLE 3

PRICE CHART

Loop or ring option: T7 include returns + Z1 per loop or ring
Board mount option: T7 include returns + Y1 (if we mount)

REQUIRED INFORMATION

- ✓ Product Name
- ✓ Fabric Information
- ✓ Quantity
- ✓ Face width of board if applicable
- ✓ Returns
- ✓ Finished Length
- ✓ Lining pattern and color
- ✓ Style 1,2 or 3

OPTIONS

- * Horizontal Cord BottomT12
- * Horizontal Band - TopT9
- * Horizontal C.O.M. trimT10
- * Interlined.....T11
- * Loop OptionZ1 per loop
- * Ring OptionZ1 per ring
- * Mount on Board.....**Y1 per foot
- * Contrast FacingNo additional charge
- * Special Hand SewingZ3 per yard

SURCHARGE

C.O.M. YARDAGE REQUIREMENTS

based on 54" solids

Finished Width	36"	48"	60"	72"	84"	96"	108"	120"	132"
Fabric yardage - Style 1&2	2	3	3	4	4	5	5	6	7
Fabric yardage - Style 3	3	4	4	5	5	6	6	7	8
Cord yardage	0.5	0.75	0.75	1	1	1.25	1.25	1.5	1.5
C.O.M. trim	3	3	4.5	4.5	6	6	6	7.5	7.5

****Boards selected as Y1 surcharge are fabric covered at no additional cost**

THROW SWAG

This treatment is one width of fabric railroaded to desired finished length. Ends are tapered with a 6" facing unless otherwise specified. Taper is 15". Finished length formula: Rod width + long point of each cascade + 12" for each swoop + 4" for each wrap on the rod. Maximum length is 288".

PRICE CHART

54" Goods


D1 - Unlined Throw Swag (use 1 width unlined)

D1 - Lined Throw Swag (use 1 width lined)

D1 - Self-lined or Contrast Lined Throw Swag (use 2 widths unlined)

REQUIRED INFORMATION

- ✓ Product Name
- ✓ Fabric Information
- ✓ Quantity
- ✓ Finished Length
- ✓ Lining pattern and color or unlined



OPTIONS

- * Vertical COM Trim (total length of throw swag)D9
- * Horizontal COM Trim (per angled end)D5
- * Vertical Cord (total length of throw swag)D8
- * Horizontal Cord (per angled end)D6
- * InterlinedD7

SURCHARGE

C.O.M. YARDAGE REQUIREMENTS

based on 54" solids

* Yardage based on one width							
Finished Length	72"	108"	144"	180"	216"	252"	288"
Face fabric yardage(if unlined or lined in lining)	2.5	3.5	4.5	5.5	6.5	7.5	8.5
Fabric yardage (if self-lined)	4.25	6.25	8.25	10.25	12.25	14.25	16.25
Vertical cord yardage	0.5	0.5	0.75	1	1	1.25	1.5
Horizontal cord yardage	0.5	0.5	0.5	0.5	0.5	0.5	0.5
Vertical C.O.M. trim	2	3	4	5	6	7	8
Horizontal C.O.M. trim	3.5	3.5	3.5	3.5	3.5	3.5	3.5

HANDKERCHIEF VALANCE

Self-lined only. Mounted on 1x2 fabric covered board if no board depth is given. Maximum length is 20". Railroaded only. Not suitable for obvious vertical pattern. Style 1 will be made if no style is specified.

PRICE CHART

T7 include returns

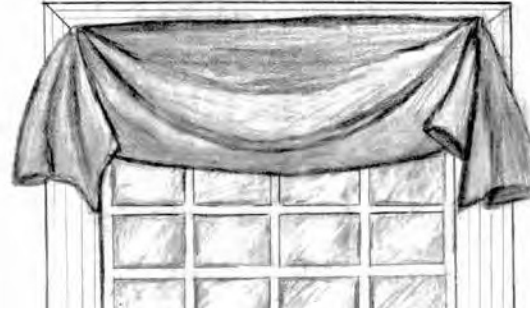
REQUIRED INFORMATION

- ✓ Product Name
- ✓ Fabric Information
- ✓ Quantity
- ✓ Face width of board
- ✓ Returns
- ✓ Length
- ✓ Lining pattern and color
- ✓ Style 1 or 2

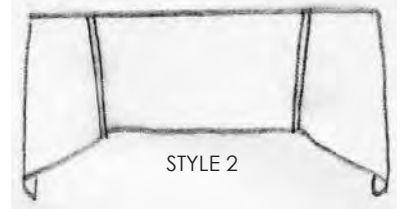
OPTIONS

SURCHARGE

- * Mount on Fabric Covered Board - Depths over 2" up to 6" ...**Y1 per ft.
- * InterlinedT11
- * Special Hand SewingZ3



STYLE 1



STYLE 2

C.O.M. YARDAGE REQUIREMENTS

based on 54" solids

Finished Width (includes returns)	36"	48"	60"	72"	84"	96"	108"	120"	132"
Fabric yardage Railroaded	5	5.75	6.25	7	7.75	8.25	9	9.75	10.25
**Boards selected as Y1 surcharge are fabric covered at no additional cost									

FLAT TACKED UP VALANCE

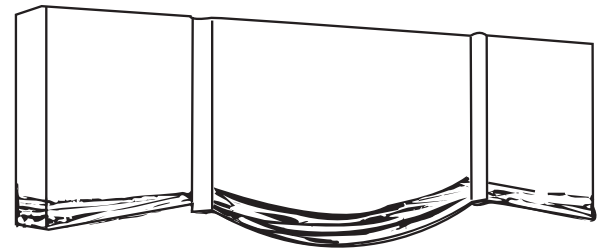
Lined only. Mounted on 1x2 fabric covered board if no board depth is given. Board will have wood leg returns. Boards over 2" depth must include wood leg returns when calculating cost for board mount (refer to Boxed Swag with Cascades Treatment page). Maximum length 20" at longest point. Short point is 3" to 5" less than long point. Bands are 2" wide. Not available with trim or cord at bottom.

PRICE CHART

T8 + G1 Include returns

REQUIRED INFORMATION

- ✓ Product Name
- ✓ Fabric Information
- ✓ Quantity
- ✓ Face width of board
- ✓ Returns
- ✓ Length
- ✓ Lining pattern and color



OPTIONS

SURCHARGE

- * Horizontal Cord (top only)T9
- * Horizontal COM trim (top only)T10
- * Mount on Fabric Covered Board - Depths over 2" up to 6" ...**Y1 per ft.
- * InterlinedT11
- * Special Hand SewingZ3

Truck shipment may be required if total length and girth exceed 120"

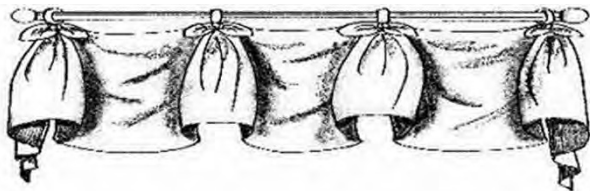
C.O.M. YARDAGE REQUIREMENTS

based on 54" solids

Finished Width (includes returns)	36"	48"	60"	72"	84"	96"	108"	120"	132"
Fabric yardage	1.75	1.75	3.25	3.25	3.25	3.25	5	5	5
Cord yardage (top only)	.5	.5	.5	.5	.75	.75	.75	1	1
Accent Ties (pair)	.75	.75	.75	.75	.75	.75	.75	.75	.75
Horizontal C.O.M. Trim (top only)	1.25	1.5	2	2.25	2.5	3	3.25	3.5	4
**Boards selected as Y1 surcharge are fabric covered at no additional cost									

KATHY VALANCE WITH TAILS

Lined only. Shipped loose, ready to mount on rings. Self-faced at bottom. Maximum drop of swoop is 22", maximum length of tail is 32". Swoops are approximately 12 to 15" apart. Bells and tails each have a tie for a casual look.



PRICE CHART

T4 Include Returns

REQUIRED INFORMATION

- ✓ Product Name
- ✓ Fabric Information
- ✓ Quantity
- ✓ Face width
- ✓ Returns
- ✓ Length
- ✓ Lining pattern and color

OPTIONS

SURCHARGE

- * Horizontal C.O.M. trim (top) T10
- * Horizontal Band (up to 4") T9
- * Horizontal Cord Bottom T12
- * Contrast Facing No surcharge
- * Mount on Fabric Covered Board up to 6" depth..... **Y1 per ft.
- * Interlined..... T11
- * Special Hand Sewing Z3

C.O.M. YARDAGE REQUIREMENTS

based on 54" solids

Finished Width (includes returns)	36"	48"	60"	72"	84"	96"	108"	120"	132"
Number of swoops	3	4	4	5	6	7	8	9	9
Fabric yardage	6.25	7.75	9.25	9.25	10.75	12.25	12.25	13.75	15.5
C.O.M. trim yardage	3	4.5	6	6	7.5	9	9	10.5	12
Fabric for ties	.50	1	1	1	1.25	1.5	1.5	1.75	2
Cord yardage	.50	.75	.75	.75	1	1	1	1.25	1.5
Contrast facing yardage (includes contrast tails)	1.5	1.75	1.75	2	2.25	2.5	2.75	3	3.25

JOANNE VALANCE

Lined only. Shipped loose, ready to mount on rings. Self faced at bottom. Maximum drop 22". Swoops are approximately 10 to 12" apart.



PRICE CHART

T4 Include returns +Z1 per Button

REQUIRED INFORMATION

- ✓ Product Name
- ✓ Fabric Information
- ✓ Quantity
- ✓ Face width
- ✓ Returns
- ✓ Length
- ✓ Lining pattern and color

OPTIONS

SURCHARGE

- * Horizontal C.O.M. trim T10
- * Horizontal Band (up to 4") T9
- * Horizontal Cord Bottom T12
- * Contrast Facing No surcharge
- * Mount on Fabric Covered Board up to 6" depth..... **Y1 per ft.
- * Interlined..... T11
- * Special Hand Sewing Z3

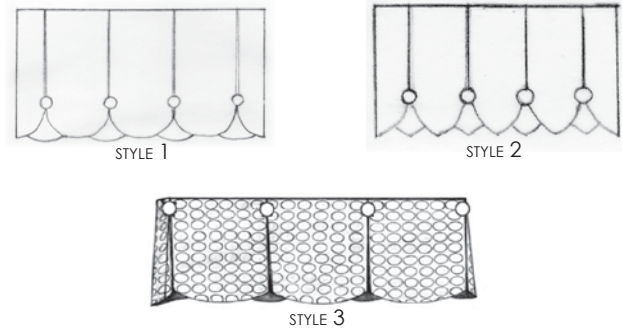
C.O.M. YARDAGE REQUIREMENTS

based on 54" solids

Finished Width (includes returns)	36"	48"	60"	72"	84"	96"	108"	120"	132"
Number of swoops	3	4	5	6	7	8	9	10	11
Fabric yardage	3.25	4.75	6.25	6.25	7.75	9.25	9.25	10.75	12.25
C.O.M. trim yardage	3	4.5	6	6	7.5	9	9	10.5	12
Cord yardage	.50	.75	.75	.75	1	1	1	1.25	1.5
Contrast facing yardage	.75	1	1.25	1.25	1.5	2	2	2	2.25
**Boards selected as Y1 surcharge are fabric covered at no additional cost									

DOUBLE LAYER SCALLOP VALANCE

Both layers self-lined. Shipped loose with tack strip, ready to mount on board. Maximum length 20" at longest point. Scallops approximately 11"-12" wide. Side scallops each 3.5" wide on face of valance. Hems are pillowcased. Approximate button size 1" unless specified otherwise. Covered buttons set up approximately 6"-7" from bottom edge.



PRICE CHART

T7 Top Layer- Include Returns + T12 Bottom Layer + Z1 per Button

REQUIRED INFORMATION

- ✓ Product Name
- ✓ Fabric Information
- ✓ Covered button fabric information
- ✓ Quantity
- ✓ Face width of board
- ✓ Returns
- ✓ Length
- ✓ Lining pattern and color

OPTIONS

SURCHARGE

- * Horizontal C.O.M. trim (top)T10
- * Horizontal Cord (top)T9
- * Interlined.....T11
- * Special Hand SewingZ3
- * Mount on Fabric Covered Board Depth up to 6"Y1/FT

C.O.M. YARDAGE REQUIREMENTS


based on 54" solids

Finished Width (includes returns)	36"	48"	60"	72"	84"	96"	108"	120"	132"
Number center scallops	2	3	4	5	6	7	8	9	10
Fabric yardage top layer	1.25	2	2	2.5	2.5	3.25	3.25	3.75	3.75
Fabric yardage bottom layer	1.25	2	2	2.5	2.5	3.25	3.25	3.75	3.75
C.O.M. trim yardage top	1.25	1.75	2.25	2.5	2.75	3.25	3.5	3.75	4
Cord yardage top	.50	.50	.50	.75	.75	.75	1	1	1
Covered button yardage	.25	.25	.25	.25	.25	.50	.50	.50	.50

****Boards selected as Y1 surcharge are fabric covered at no additional cost**

SCALLOP VALANCE WITH KICK PLEATS

Self or contrast lined only. Shipped loose with tack strip, ready to mount on board. Bottom gussets self lined or contrast lined in top layer fabric. Scallop layer maximum length 20". Gussets maximum length 22". Center scallops approximately 11"-12" wide. Side scallops each 3.5" wide on face of valance. Hems are pillowcased. Approximate button size 1" unless specifies otherwise. Covered buttons set down in approximate 4" increments from top edge of valance.



PRICE CHART

T5 Include returns. When using two fabrics, use the higher fabric price code +Z1 per Button

REQUIRED INFORMATION

- ✓ Product Name
- ✓ Fabric Information
- ✓ Covered button fabric information
- ✓ Quantity
- ✓ Face width of board
- ✓ Returns
- ✓ Length
- ✓ Lining pattern and color

OPTIONS

SURCHARGE

- * Horizontal C.O.M. trim (top)T10
- * Horizontal Cord (top)T9
- * Interlined.....T11
- * Special Hand SewingZ3
- * Mount on Fabric Covered Board Depth up to 6"Y1/FT

C.O.M. YARDAGE REQUIREMENTS

based on 54" solids

Finished Width (includes returns)	36"	48"	60"	72"	84"	96"	108"	120"	132"
Number Center Scallops	2	3	4	5	6	7	8	9	10
Fabric yardage scallop layer	2	2.75	3.25	4	4.75	5.5	6.25	7	7.75
Fabric yardage gussets (self lined)	2.25	3	3.75	4.5	5.25	6	6.75	7.5	8.25
C.O.M. trim yardage top	1.25	1.75	2.25	2.5	2.75	3.25	3.5	3.75	4
Cord yardage top	.50	.50	.50	.75	.75	.75	1	1	1
Covered button yardage	.25	.25	.50	.50	.50	.75	.75	1	1

****Boards selected as Y1 surcharge are fabric covered at no additional cost**

MAGGIE VALANCE

Self or contrast lined only. Shipped loose with tack strip, ready to mount on board. Bottom gussets self lined or contrast lined in top layer fabric. Scallop layer maximum length 20". Gussets maximum length 22". Hems are pillowcased.



PRICE CHART

T5 Include Returns. When using two fabrics, use the higher fabric price code.

REQUIRED INFORMATION

- ✓ Product Name
- ✓ Fabric Information
- ✓ Covered button fabric information
- ✓ Quantity
- ✓ Face width of board
- ✓ Returns
- ✓ Length
- ✓ Lining pattern and color

OPTIONS

SURCHARGE

- * Horizontal C.O.M. trim (top)T10
- * Horizontal Cord (top)T9
- * Interlined.....T11
- * Special Hand SewingZ3
- * Mount on Fabric Covered Board Depth up to 6"Y1/FT
- * ButtonsZ1

C.O.M. YARDAGE REQUIREMENTS

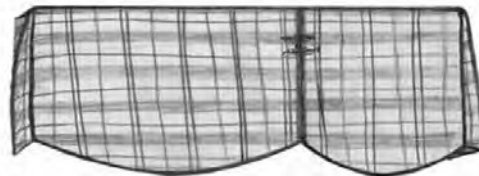
based on 54" solids

Finished Width (includes returns)	36"	48"	60"	72"	84"	96"	108"	120"	132"
Number center scallops	1	1	1	2	2	2	2	3	3
Fabric yardage scallop layer	2	2.75	3.25	4	4.75	5.5	6.25	7	7.75
Fabric yardage gussets (self lined)	2.25	3	3.75	4.5	5.25	6	6.75	7.5	8.25
C.O.M. trim yardage top	1.25	1.75	2.25	2.5	2.75	3.25	3.5	3.75	4
Cord yardage top	.50	.50	.50	.75	.75	.75	1	1	1
Covered button yardage	.25	.25	.50	.50	.50	.75	.75	1	1

****Boards selected as Y1 surcharge are fabric covered at no additional cost**

SHAPED INVERTED OFFSET PLEATED VALANCE

Lined only. Shipped loose with tack strip, ready to mount on board. Maximum length is 22" at longest point. Short point approximately 1-2" shorter than long point. Self faced at bottom 4".



PRICE CHART

T7 + T10 Include Returns

REQUIRED INFORMATION

- ✓ Product Name
- ✓ Fabric Information
- ✓ Quantity
- ✓ Face width of board
- ✓ Returns
- ✓ Length
- ✓ Lining pattern and color

OPTIONS

SURCHARGE

- * Horizontal C.O.M. Trim (top only)T10
- * Horizontal Band (up to 4") (top or bottom)T9
- * Horizontal Cord (top only)T9
- * Mount on fabric covered board-depth up to 6"**Y1/FT
- * Interlined.....T11
- * Special Hand SewingZ3

C.O.M. YARDAGE REQUIREMENTS

based on 54" solids

Finished Width (includes returns)	36"	48"	60"	72"
Fabric yardage	2	2	3	3
C.O.M. trim yardage top only	1	1.5	2	2.25
Cord yardage top only	.50	.50	.50	.50
Band yardage top only	.50	.50	.75	.75

****Boards selected as Y1 surcharge are fabric covered at no additional cost**

SHAPED LAYERED VALANCES WITH JABOTS

Valance is contrast or self lined. Shipped loose, the length determined by the install. Maximum length of valance is 40" and ready to wrap over the pole and hang at your desired length. Center accent jabot is maximum length of 54" and wraps over the pole as well. Side pleat jabots are maximum length of 32" and have a tack strip. *NOTE: No center jabot on spans 48" wide or smaller.

PRICE CHART

T8

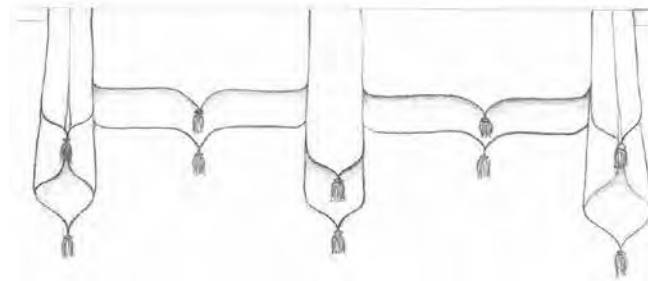
REQUIRED INFORMATION

- ✓ Product Name
- ✓ Fabric Information
- ✓ Quantity
- ✓ Face of Rod
- ✓ Length of Valance
- ✓ Length of Side Pleat Jabot
- ✓ Length of Center Jabot if applicable

OPTIONS

* Sew on COM Tassels each Z1

SURCHARGE



C.O.M. YARDAGE REQUIREMENTS

Based on 54" Solids

Face Width	36"	48"	60"	72"	84"	96"	108"	120"	132"
Number of Flat Valances	1	1	2	2	2	2	3	3	3
Fabric Yardage Face Side	2.25	2.25	4.25	4.25	4.25	5.75	5.75	6.25	7
Fabric Yardage Back Side	2.25	2.25	4.25	4.25	4.25	5.75	5.75	6.25	7

LIFTED FLAT VALANCE WITH JABOTS

Valance lined. Jabots are self or contrast lined. Maximum length of valance is 22". Maximum length of center jabot is 28". Maximum length of side jabots are 32". Made with loops at top to attach to medallion posts

PRICE CHART

T8

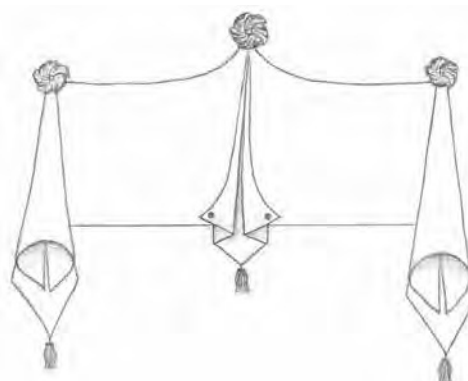
REQUIRED INFORMATION

- ✓ Product Name
- ✓ Fabric Information
- ✓ Quantity
- ✓ Overall Span - Please provide medallion to medallion measurement
- ✓ Return
- ✓ Length of Valance
- ✓ Length of Side Pleat Jabot
- ✓ Length of Center Jabot

OPTION

- *Sew on COM Tassels each Z1
- * Horizontal COM trim valance only T10
- * Covered Buttons each Z1
- * Interlined T11

SURCHARGE



C.O.M. YARDAGE REQUIREMENTS

Based on 54" Solids

Finished Width (includes returns)	36"	48"	60"	72"	84"	96"	108"	120"	132"
Fabric Yardage	4	4.5	4.5	4.5	4.5	4.5	6.5	6.5	6.5
COM Trim Yardage Valance Only	1.25	1.5	1.75	2.	2.5	2.75	3	3.5	3.75

LORIMER VALANCE

Valance is lined. Pelmet and tails are self or contrast lined. Maximum length of valance is 22". Maximum length of tails is 36". Valance is shipped loose with a tack strip ready to mount to board.

PRICE CHART

T8 includes returns

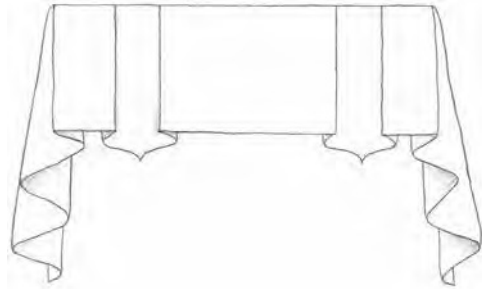
REQUIRED INFORMATION

- ✓ Product Name
- ✓ Fabric Information
- ✓ Quantity
- ✓ Face Width of Board
- ✓ Returns
- ✓ Long Point
- ✓ Short Point
- ✓ Lining Pattern and color

OPTIONS

SURCHARGE

- *Horizontal Cord – top onlyT9
- * Horizontal Band Top (up to 4")T9
- * Mount on Fabric Covered Board up to 6" depth..... **Y1 per ft
- * ButtonsZ1
- * Interlined.....T11
- * Special Hand SewingZ3
- * Sew on COM Tassels.....Z1



C.O.M. YARDAGE REQUIREMENTS - BASED ON 54" SOLIDS

Finished Width (includes returns)	36"	48"	60"	72"	84"	96"	108"	120"	132"
Fabric Yardage	3	4.25	4.25	5.75	5.75	7	7	8.5	8.5
Cord Yardage top only	.5	.5	.5	.5	.75	.75	.75	1	1
Band Yardage top	.5	.75	.75	.75	1	1	1.25	1.5	1.75
Band Yardage Bottom	1.5	2	2	2.75	2.75	3.5	3.5	4	4.75
**Boards selected as Y1 surcharge are fabric covered at no additional cost									

FLAT SCALLOPED VALANCE AND TAILS WITH CONTRAST PLEAT BELLS

Valance is lined only. Tails and jabots are self or contrast lined. Maximum length of valance is 22". Maximum length of tails is 36". Valance is cut out at top and loops or rings may be added to hang from pole. Valance sections are approximately 15" to 20" wide.

PRICE CHART

T8 + T12 contrast bells


REQUIRED INFORMATION

- ✓ Product Name
- ✓ Fabric Information
- ✓ Quantity
- ✓ Face Width of Rod
- ✓ Diameter of Pole
- ✓ Returns
- ✓ Long Point
- ✓ Short Point
- ✓ Lining Pattern and color

OPTIONS

SURCHARGE

- *Horizontal Cord – top onlyT9
- * Horizontal Band (up to 4")T9
- * Horizontal COM Trim.....T10
- * Sew on Rings COMZ1
- * Interlined.....T11
- * Special Hand SewingZ3
- * Sew on Loops.....Z1
- * Contrast Bells.....T12



C.O.M. YARDAGE REQUIREMENTS

Based on 54" solids

Finished Width (includes returns)	36"	48"	60"	72"	84"	96"	108"	120"	132"
Number of Valance Sections	2	2	3	3	4	4	5	5	6
Fabric Yardage for Valance & Tails	6.25	7.75	9.25	9.25	10.75	12.25	12.25	13.75	15.5
Fabric Yardage for Pleat Bells	1	1	1	1	2	2	2	2	3
Contrast Facing Yardage (Includes contrast tails)	3.75	4	4.25	4.25	4.5	4.75	4.75	5	5.25
Band Yardage	0.5	1	1	1	1.25	1.5	1.5	1.75	2
Cord Yardage	0.5	0.75	0.75	0.75	1	1	1	1.25	1.5

COCO VALANCE

Tailored lined flat valance is shipped loose, ready to mount. Bottom is self or contrast faced. Maximum length of swoop is 26". Maximum width between bells approximately 24".

PRICE CHART

T7

REQUIRED INFORMATION


- ✓ Product name
- ✓ Fabric information
- ✓ Quantity
- ✓ Face width of board
- ✓ Returns
- ✓ Length
- ✓ Lining pattern and color

OPTIONS

SURCHARGE

*Horizontal COM trim T10

*Mount on fabric covered board - depth up to 6" Y1 per ft



C.O.M. YARDAGE REQUIREMENTS

based on 54" solid

Finished Width	36"	48"	60"	72"	84"	96"	108"	120"	132"
Number of swoops	1	1	2	2	3	3	4	4	5
Fabric yardage	3	4	4	5	5	6	6	7	8
Cord yardage	0.5	0.75	0.75	1	1	1.25	1.25	1.5	1.5
COM trim yardage	3	3	4.5	4.5	6	6	6	7.5	7.5

****Boards selected as Y1 surcharge are fabric covered at no additional cost.**

SHIRRED COCO VALANCE

A softer look to the COCO Valance. Valance is lined and the bottom is self or contrast faced. Pleats at corners add the finishing touch. Maximum length is 26". Maximum width between bells approximately 24". Shipped loose and ready to mount.

PRICE CHART

T8

REQUIRED INFORMATION

- ✓ Product name
- ✓ Fabric information
- ✓ Quantity
- ✓ Face width of board
- ✓ Returns
- ✓ Length
- ✓ Lining pattern and color


OPTIONS

SURCHARGE

*Horizontal COM trim T10

*Mount on fabric covered board - depth up to 6" Y1 per ft

*Horizontal cord..... T12



C.O.M. YARDAGE REQUIREMENTS

based on 54" solid

Finished Width	36"	48"	60"	72"	84"	96"	108"	120"	132"
Number of swoops	1	1	2	2	3	3	4	4	5
Fabric yardage	5	5	6.5	6.5	6.5	8	8	10	10
COM trim yardage	3.5	4	5.5	6	7	7.5	10	10.5	13
Contrast facing	0.75	1	1.25	1.25	1.5	2	2	2	2.25
Cord yardage	0.5	0.75	0.75	0.75	1	1	1	1.25	1.5

CLUSTER SHIRRED GRADUATED VALANCE


Lined only. Shipped loose with tack strip, ready to mount on board. Maximum long point is 36". Shirred sections are approximately 6" to 12" wide. Self-faced at bottom.

PRICE CHART

T8 include returns

REQUIRED INFORMATION

- ✓ Product Name
- ✓ Fabric Information
- ✓ Quantity
- ✓ Face width of board
- ✓ Returns
- ✓ Long point
- ✓ Short point
- ✓ Lining pattern and color



OPTIONS

SURCHARGE

- * Horizontal CordT12
- * Horizontal Band (up to 4")T9
- * Mount on Fabric Covered Board up to 6" Depth**Y1 per ft.
- * Special Hand SewingF4

C.O.M. YARDAGE REQUIREMENTS

based on 54" solids

Finished Width (includes returns)	36"	48"	60"	72"	84"	96"	108"	120"	132"
Fabric yardage	3	4.25	4.25	5.75	5.75	7	7	8.5	8.5
Cord yardage top	0.5	0.5	0.75	0.75	1	1	1.25	1.25	1.25
Band yardage bottom	1.5	2	2	2.75	2.75	3.5	3.5	4	4.75

****Boards selected as Y1 surcharge are fabric covered at no additional cost**

CLUSTER PLEATED GRADUATED VALANCE


Lined only. Shipped loose with tack strip, ready to mount on board. Maximum long point is 36". Pleated sections are approximately 6" to 12" wide. Self-faced at bottom.

PRICE CHART

T8 Include returns

REQUIRED INFORMATION

- ✓ Product Name
- ✓ Fabric Information
- ✓ Quantity
- ✓ Face width of board
- ✓ Returns
- ✓ Long point
- ✓ Short point
- ✓ Lining pattern and color



OPTIONS

SURCHARGE

- * Horizontal Cord (top only)T9
- * Horizontal Cord BottomT12
- * Horizontal Band (up to 4")T9
- * Mount on Fabric Covered Board up to 6" Depth**Y1 per ft.
- * Over 36" LongT16
- * Special Hand SewingF4

C.O.M. YARDAGE REQUIREMENTS

based on 54" solids

Finished Width (includes returns)	36"	48"	60"	72"	84"	96"	108"	120"	132"
Fabric yardage	3	4.25	4.25	5.75	5.75	7	7	8.5	8.5
Cord yardage top only	0.5	0.5	0.75	0.75	1	1	1	1.25	1.25
Band yardage bottom	1.5	2	2	2.75	2.75	3.5	3.5	4	4.75

****Boards selected as Y1 surcharge are fabric covered at no additional cost**

FLAT EMPIRE WITH CASCADES

Valance swoops are lined. Bells are self or contrast faced. Maximum length of swoop is 20". Maximum cascade length is 36". Scallops are approximately 15" to 20" wide. Made with tack strips ready to board mount.

PRICE CHART

T8 includes returns

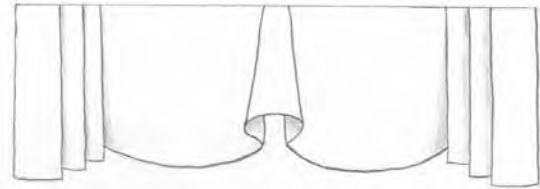
REQUIRED INFORMATION

- ✓ Product Name
- ✓ Fabric Information
- ✓ Quantity
- ✓ Face Width of Board
- ✓ Returns
- ✓ Long Point
- ✓ Short Point
- ✓ Lining Pattern and color

OPTION

SURCHARGE

- *Horizontal Cord – top onlyT9
- * Horizontal Band (up to 4")T9
- * Horizontal Cord BottomT12
- * Mount on Fabric Covered Board up to 6" depth..... **Y1 per ft
- * Interlined.....T11
- * Special Hand SewingZ3



C.O.M. YARDAGE REQUIREMENTS

Based on 54" Solids

Finished Width (includes returns)	36"	48"	60"	72"	84"	96"	108"	120"	132"
Fabric Yardage	3	4.25	4.25	5.75	5.75	7	7	8.5	8.5
Cord Yardage top only	0.5	0.5	0.5	0.5	0.75	0.75	0.75	1	1
Band Yardage top	0.5	0.75	0.75	0.75	1	1	1.25	1.5	1.75
Band Yardage Bottom	1.5	2	2	2.75	2.75	3.5	3.5	4	4.75
**Boards selected as Y1 surcharge are fabric covered at no additional cost									

GIRARDEAU VALANCE

Valance sections are lined. Fan jabots and cascades are self or contrast lined. Shipped loose, ready to mount on board. Maximum long point is 36". Maximum drop is 22".

PRICE CHART

T4 includes returns

REQUIRED INFORMATION

- ✓ Product Name
- ✓ Fabric Information
- ✓ Quantity
- ✓ Face Width
- ✓ Returns
- ✓ Length
- ✓ Lining Pattern and color
- ✓ Style A or B


OPTIONS

SURCHARGE

- *Horizontal COM trim across bottomT10
- * COM Trim each CascadeT14
- * Horizontal Cord Top.....T9
- * Horizontal Cord BottomT12
- * Contrast FacingNo Surcharge
- * Mount on Fabric Covered Board up to 6" depth..... **Y1 per ft.
- * Special Hand SewingZ3
- * Interlined.....T11



Style A



Style B

C.O.M. YARDAGE REQUIREMENTS

Based on 54" Solids

Finished Width (includes returns)	36"	48"	60"	72"	84"	96"	108"	120"	132"
Number of Swoops	2	2	2	2	3	3	4	4	5
Fabric Yardage	6.25	7.75	9.25	9.25	10.75	12.25	12.25	13.75	15.5
COM Trim Ydg across Bottom	4	4.5	5	6	6.5	7	8.5	9	11
COM Trim Yardage each Cascade	1.75	1.75	1.75	1.75	1.75	1.75	1.75	1.75	1.75
Cord Yardage	0.5	0.75	0.75	0.75	1	1	1	1.25	1.5
Contrast facing yargage (includes contrast tails)	3.75	4	4.25	4.25	4.5	4.75	4.75	5	5.25
**Boards selected as Y1 surcharge are fabric covered at no additional cost									

CLUSTER SIDE-SHIRRED GRADUATED VALANCE


Self or contrast lined only. Shipped loose with tack strip, ready to mount on board. Maximum long point is 36". Shirred sections are approximately 6" to 12" wide. Self lined.

PRICE CHART

T8 include returns

REQUIRED INFORMATION

- ✓ Product Name
- ✓ Fabric Information
- ✓ Quantity
- ✓ Face width of board
- ✓ Returns
- ✓ Long point
- ✓ Short point
- ✓ Lining pattern and color



OPTIONS

SURCHARGE

- * Horizontal Cord Top OnlyT9
- * Horizontal Cord BottomT12
- * Horizontal Band (up to 4")T9
- * Mount on Fabric Covered Board up to 6" depth..... **Y1 per ft.
- * Over 36" dropT16
- * Interlined.....T11
- * Horizontal trim bottomT9
- * Special Hand Sewing Z3

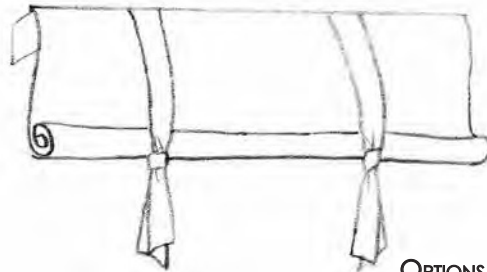
C.O.M. YARDAGE REQUIREMENTS

based on 54" solids

Finished Width (includes returns)	36"	48"	60"	72"	84"	96"	108"	120"	132"
Fabric yardage	4.5	5.75	7	8.5	9.75	11.25	11.25	12.5	14
Cord yardage top	.5	.5	.5	.5	.75	.75	.75	1	1
Band yardage bottom	1.5	2	2	2.75	2.75	3.5	3.5	4	4.75
Trim yardage bottom	3	3	4.5	4.5	6	6	6	7.5	7.5
Trim yardage top	1.25	1.5	2	2.25	2.5	3	3.25	3.5	4
**Boards selected as Y1 surcharge are fabric covered at no additional cost									

STAGECOACH VALANCE

Lined only. Mounted on 1 x 2 fabric covered board if no board depth is given. Maximum length 24". Maximum width available is 96". Made as outside mount, unless inside mount is specified. Outside mount valance will be made with a small fabric flap covering the board returns. A deduction will be made on inside mount unless specified otherwise. Only the fabric roll is self lined.



Flat Fabric flap on outside mounted shades.

PRICE CHART

T8 plus G1 per pair of ties

REQUIRED INFORMATION

- ✓ Product Name
- ✓ Fabric Information
- ✓ Quantity
- ✓ Face width of board
- ✓ Inside or outside mount
- ✓ Returns
- ✓ Finished Length
- ✓ Lining pattern and color

OPTIONS

SURCHARGE

- * Horizontal C.O.M. Trim Top OnlyT10
- * Horizontal Cord Top OnlyT9
- * Horizontal Cord BottomT12
- * Mount on fabric covered board-depths over 2"-6"Y1/FT

C.O.M. YARDAGE REQUIREMENTS

based on 54" solids

Finished Width	36"	48"	60"	72"	84"	96"
Fabric yardage	1.75	1.75	3.5	3.5	3.5	3.5
Trim yardage top only	1.25	1.50	2.0	2.25	2.50	3.0
Cord yardage top only	.50	.50	.50	.50	.50	1.0
Accent ties (pair)	1.25	1.25	1.25	1.25	1.25	1.25
**Boards selected as Y1 surcharge are fabric covered at no additional cost						

GRADUATED CASCADE VALANCE

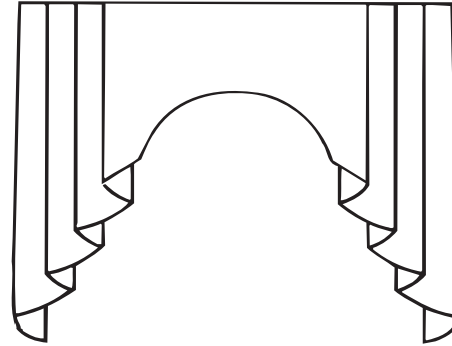
Lined only. Shipped loose with tack strip, ready to mount on board. Maximum long point is 36". Pleated sections are approximately 9" to 15" wide. Self-faced at bottom.

PRICE CHART

T8 include returns

REQUIRED INFORMATION

- ✓ Product Name
- ✓ Fabric Information
- ✓ Quantity
- ✓ Face width of board
- ✓ Returns
- ✓ Long point
- ✓ Short point
- ✓ Lining pattern and color



OPTIONS

SURCHARGE

- * Horizontal Cord Top OnlyT9
- * Horizontal Cord BottomT12
- * Horizontal Band (up to 4")T9
- * Mount on fabric covered Board up to 6" depth..... **Y1 per ft.
- * Special Hand SewingZ3

C.O.M. YARDAGE REQUIREMENTS

based on 54" solids

Finished Width (includes returns)	36"	48"	60"	72"	84"	96"	108"	120"	132"
Fabric yardage	3	3	4.25	4.25	5.75	5.75	5.75	7	7
Cord yardage top only	.5	.5	.5	.5	.75	.75	.75	1	1
Band yardage top	.5	.5	.75	.75	1	1	1	1.25	1.25
Band yardage bottom	1.5	2	2	2.75	2.75	3.5	3.5	4	4.75
**Boards selected as Y1 surcharge are fabric covered at no additional cost									

GRADUATED CASCADE VALANCE WITH CENTER PLEAT (STYLE 1) OR CENTER SPLIT WITH JABOT (STYLE 2)

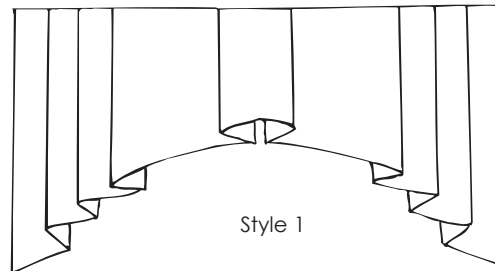
Lined only. Shipped loose with tack strip, ready to mount on board. Maximum long point 36". Self faced at bottom.

PRICE CHART

T8 Include returns

REQUIRED INFORMATION

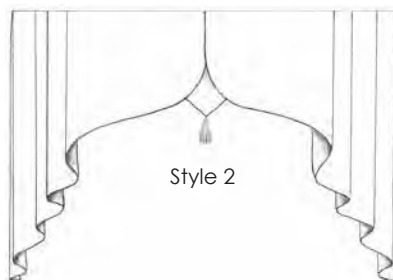
- ✓ Product Name
- ✓ Fabric Information
- ✓ Quantity
- ✓ Face width of board
- ✓ Returns
- ✓ Long point
- ✓ Short point
- ✓ Lining pattern and color
- ✓ Style 1 or 2



OPTIONS

SURCHARGE

- * Horizontal Cord Top OnlyT9
- * Horizontal Cord BottomT12
- * Horizontal Band (up to 4")T9
- * Mount on Fabric Covered Board up to 6" depth..... **Y1 per ft.
- * ButtonsZ1
- * Interlined.....T11
- * Special Hand SewingZ3
- * Jabot.....A6
- * Sew on COM TasselZ1

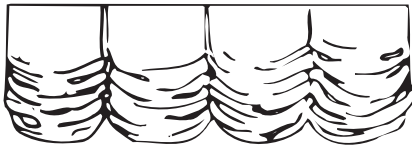


C.O.M. YARDAGE REQUIREMENTS

based on 54" solids

Finished Width (includes returns)	36"	48"	60"	72"	84"	96"	108"	120"	132"
Fabric yardage	3	4.25	4.25	5.75	5.75	7	7	8.5	8.5
Cord yardage top only	.5	.5	.5	.5	.75	.75	.75	1	1
Band yardage top	.5	.75	.75	.75	1	1	1.25	1.5	1.75
Band yardage bottom	1.5	2	2	2.75	2.75	3.5	3.5	4	4.75
**Boards selected as Y1 surcharge are fabric covered at no additional cost									

BALLOON VALANCES



PLEATED BALLOON VALANCE

Lined only. Mounted on 1x2 fabric covered board if no board depth is given. Maximum length is 20". Swoops are approximately 10" to 15" wide.



SHIRRED BALLOON VALANCE

Lined only. Mounted on 1x2 fabric covered board if no board depth is given. Maximum length is 20". Swoops are approximately 10" to 15" wide. Valance has a 4" cord smocking at top. However, a rod pocket may be substituted.

PRICE CHART

T8 include returns

REQUIRED INFORMATION

- ✓ Product Name
- ✓ Fabric Information
- ✓ Quantity
- ✓ Face width of board
- ✓ Returns
- ✓ Length
- ✓ Lining pattern and color

OPTIONS

SURCHARGE

- * Horizontal Cord (top only)T9
- * Horizontal Ruffle (up to 4").....T12
- * Mount on Fabric Covered Board - Depths over 2" up to 6"... **Y1 per ft.
- * Rod Pocket Top No Charge
- * Interlined.....T11
- * Special Hand SewingT3

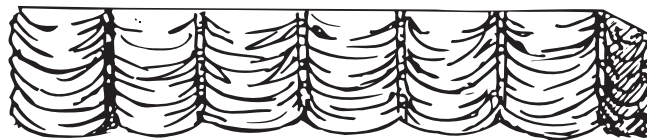
C.O.M. YARDAGE REQUIREMENTS

based on 54" solids

Finished Width (includes returns)	36"	48"	60"	72"	84"	96"	108"	120"	132"
Fabric yardage	3	3	4.25	4.25	5.75	5.75	5.75	7	7
Cord yardage	.5	.5	.5	.5	1	1	1	1	1
Ruffle yardage	1	1	1.5	1.5	2	2	2	2.5	2.5
**Boards selected as Y1 surcharge are fabric covered at no additional cost									

AUSTRIAN VALANCE

Mounted on 1x2 fabric covered board if no board depth is given. Boards will have wood leg returns. Boards over 2" depth must included wood leg returns when calculating cost for board mount. Please refer to Box Swag page board cost. Maximum length is 20". Swoops are approximately 10" to 15" wide. A rod pocket may be specified at top. Valance will be unlined.



PRICE CHART

T8 Include returns

REQUIRED INFORMATION

- ✓ Product Name
- ✓ Fabric Information
- ✓ Quantity
- ✓ Face width of board
- ✓ Returns
- ✓ Length

OPTIONS

SURCHARGE

- * Horizontal Cord (top only)T9
- * Horizontal Ruffle (up to 4")T12
- * Mount on Fabric Covered Board - Depths over 2" up to 6" ... **Y1 per ft.
- * Rod Pocket Top..... No Charge
- * Special Hand SewingT3

*Truck shipment may be required if total length and girth exceed 120".

C.O.M. YARDAGE REQUIREMENTS

based on 54" solids


Finished Width (includes returns)	36"	48"	60"	72"	84"	96"	108"	120"	132"
Fabric yardage	1.75	3.5	3.5	3.5	5	5	5	6.75	6.75
Cord yardage top	.5	.5	.5	.5	.5	1	1	1	1
**Boards selected as Y1 surcharge are fabric covered at no additional cost									

FLAT VALANCE WITH CORNER PLEATS

Lined only. Shipped loose with tack strip, ready to mount on board. Maximum length is 22".

PRICE CHART

T6 include returns



REQUIRED INFORMATION

- ✓ Product Name
- ✓ Fabric Information
- ✓ Quantity
- ✓ Face width of board
- ✓ Returns
- ✓ Length
- ✓ Lining pattern and color

OPTIONS

SURCHARGE

- * Horizontal COM Trim T10
- * Horizontal Band (up to 4") T9
- * Horizontal Cord T9
- * Mount on Fabric Covered Board up to 6" depth **Y1 per ft.
- * Interlined T11
- * Special Hand Sewing Z3

C.O.M. YARDAGE REQUIREMENTS

based on 54" solids

Finished Width (includes returns)	36"	48"	60"	72"	84"	96"	108"	120"	132"
Fabric yardage	2	2	2	2	3	3	3	3	3
C.O.M. trim yardage bottom	1.75	2	2.5	2.75	3	3.5	3.75	4	4.5
C.O.M. trim yardage top	1.25	1.5	2	2.25	2.5	3	3.25	3.5	4
Band yardage top or bottom	.5	.5	.5	.5	.75	.75	.75	.75	1
Cord yardage top	.5	.5	.5	.5	.75	.75	.75	.75	1
**Boards selected as Y1 surcharge are fabric covered at no additional cost									

FLAT VALANCE WITH CENTER & CORNER PLEATS

Lined only. Shipped loose with tack strip, ready to mount on board. Maximum length is 22".

PRICE CHART

T6 Include returns



REQUIRED INFORMATION

- ✓ Product Name
- ✓ Fabric Information
- ✓ Quantity
- ✓ Face width of board
- ✓ Returns
- ✓ Length
- ✓ Lining pattern and color

OPTIONS

SURCHARGE

- * Horizontal COM Trim T10
- * Horizontal Band (up to 4") T9
- * Horizontal Cord T9
- * Mount on Fabric Covered Board up to 6" depth **Y1 per ft.
- * Interlined T11
- * Special Hand Sewing Z3


C.O.M. YARDAGE REQUIREMENTS

based on 54" solids

Finished Width (includes returns)	36"	48"	60"	72"	84"	96"	108"	120"	132"
Fabric yardage	2	2	2	2	3	3	3	3	3
C.O.M. trim yardage top	1.25	1.5	2	2	2.5	3	3	3.5	4
Band yardage top or bottom	.25	.5	.5	.5	.75	.75	.75	1	1
Cord yardage top only	.5	.5	.5	.5	.75	.75	.75	1	1
**Boards selected as Y1 surcharge are fabric covered at no additional cost									

INVERTED PLEATED VALANCE

Lined only. Shipped loose with tack strip, ready to mount on board. Maximum length is 22" at longest point. Pleats approximately 10" to 12" apart.



T7 CONTRAST PLEATS + OPTION T12



T7 + T12 CONTRAST PLEATS + T10 TACKED PLEAT

PRICE CHART

T7 include returns

REQUIRED INFORMATION

- ✓ Product Name
- ✓ Fabric Information
- ✓ Quantity
- ✓ Face width of board
- ✓ Returns
- ✓ Length
- ✓ Lining pattern and color

OPTIONS

SURCHARGE

- * Horizontal COM Trim (top only)T10
- * Horizontal Band (top only up to 4")T9
- * Horizontal Cord (top only)T9
- * Mount on Fabric Covered Board depth up to 6" **Y1 per ft.
- * Contrast PleatsT12
- * Tacked back pleatT10
- * InterlinedT11
- * Special Hand SewingZ3

C.O.M. YARDAGE REQUIREMENTS

based on 54" solids

Finished Width (includes returns)	36"	48"	60"	72"	84"	96"	108"	120"	132"
Fabric yardage	2	3	3	4	4	5	5	6	7
C.O.M. trim yardage top only	1.25	1.5	2	2.25	2.5	3	3	3.5	4
Cord yardage top only	.5	.5	.5	.5	.75	.75	.75	1	1
Band yardage top only	.5	.75	.75	1	1	1.25	1.25	1.5	1.75
Contrast pleat yardage	1	2	2	2	3	3	3	4	4
**Boards selected as Y1 surcharge are fabric covered at no additional cost									

BOX PLEAT VALANCE


Lined only. Shipped loose with tack strip, ready to mount on board. Maximum length is 22". Pleats are approximately 4" wide with 1" space between unless otherwise specified.

PRICE CHART

T7 Include returns

REQUIRED INFORMATION

- ✓ Product Name
- ✓ Fabric Information
- ✓ Quantity
- ✓ Face width of board
- ✓ Returns
- ✓ Length
- ✓ Lining pattern and color



OPTIONS

SURCHARGE

- * Horizontal COM Trim (top only)T10
- * Horizontal Band (up to 4") (top only)T9
- * Horizontal Cord (top only)T9
- * Mount on Fabric Covered Board depth up to 6" **Y1 per ft.
- * InterlinedT11
- * Special Hand SewingZ3

C.O.M. YARDAGE REQUIREMENTS

based on 54" solids

Finished Width (includes returns)	36"	48"	60"	72"	84"	96"	108"	120"	132"
Fabric yardage	2	3	3	4	4	5	5	6	7
C.O.M. trim yardage top only	1.25	1.5	2	2.25	2.5	3	3	3.5	4
Cord yardage top only	.5	.5	.5	.5	.75	.75	.75	1	1
**Boards selected as Y1 surcharge are fabric covered at no additional cost									

INVERTED PLEATED VALANCE WITH SCALLOPED BOTTOM

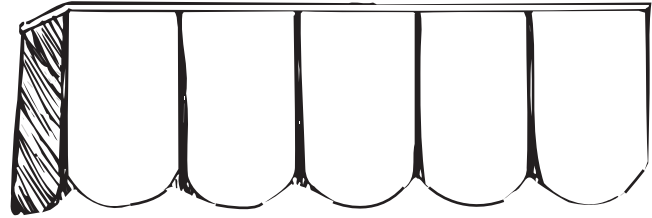
Lined only. Shipped loose with tack strip, ready to mount on board. Maximum length is 22" at longest point. Pleats approximately 10" to 12" apart. Self-faced at bottom 4". Not available with trim on bottom hem.

PRICE CHART

T7 - Base Valance + T10 - Scallop Surcharge + T12 - Contrast Pleats
Include returns

REQUIRED INFORMATION

- ✓ Product Name
- ✓ Fabric Information
- ✓ Quantity
- ✓ Face width of board
- ✓ Returns
- ✓ Long point
- ✓ Short point
- ✓ Lining pattern and color



OPTIONS

SURCHARGE

- * Horizontal COM Trim (top only)T10
- * Horizontal Cord (top only)T9
- * Mount on Fabric Covered Board depth up to 6" **Y1 per ft.
- * Contrast PleatsT12
- * InterlinedT11
- * Special Hand SewingZ3

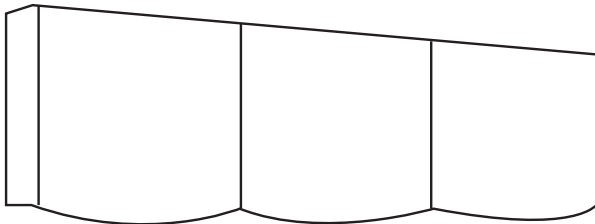
C.O.M. YARDAGE REQUIREMENTS

based on 54" solids

Finished Width (includes returns)	36"	48"	60"	72"	84"	96"	108"	120"	132"
Fabric yardage	2	3	3	4	4	5	5	6	7
C.O.M. trim yardage top only	1.25	1.5	2	2.25	2.5	3	3.25	3.5	4
Cord yardage top only	.5	.5	.5	.5	.75	.75	.75	1	1
Contrast pleat fabric yardage	2	2	2	2	3	3	3	4	4
**Boards selected as Y1 surcharge are fabric covered at no additional cost									

SHAPED INVERTED PLEATED VALANCE

Lined only. Shipped loose with tack strip, ready to mount on board. Maximum length is 22" at longest point. Short point approximately 1-2" shorter than long point. Pleats are approximately 16-22" apart. Self faced at bottom 4".




PRICE CHART

T7 + T10 Include returns

REQUIRED INFORMATION

- ✓ Product Name
- ✓ Fabric Information
- ✓ Quantity
- ✓ Face width of board
- ✓ Returns
- ✓ Length
- ✓ Lining pattern and color



OPTIONS

SURCHARGE

- * Horizontal COM Trim (top only)T10
- * Horizontal Band up to 4" (top or bottom)T9
- * Horizontal Cord (top only)T9
- * Mount on Fabric Covered Board depth up to 6" **Y1 per ft.
- * InterlinedT11
- * Special Hand SewingZ3

C.O.M. YARDAGE REQUIREMENTS

based on 54" solids

Finished Width (includes returns)	36"	48"	60"	72"	84"	96"	108"	120"	132"
Fabric yardage	2	2	3	3	4	4	4	5	5
C.O.M. trim yardage top only	1	1.5	2	2.25	2.5	3	3.25	3.5	4
Cord yardage top only	.5	.5	.5	.5	.75	.75	.75	1	1
Band yardage top only	.5	.5	.75	.75	1	1	1	1.25	1.25
**Boards selected as Y1 surcharge are fabric covered at no additional cost									

CUT OUT SCALLOP VALANCE


Lined only. Made with cut-out top and loops for attaching to medallions posts. Two loops per pleat, one at front edge and one at back edge, as pictured. Cannot be mounted flush to wall. Cannot be made for rod mount. Valance must be made with returns. One pleat between each swoop, each pleat depth and return is approximately 3 1/2". Maximum scallop drop 18" long point. Pleated areas and returns are 15 1/2" long. Pleats approximately 12"-15" apart. Self faced at bottom. If trim applied along bottom edge, finished length will be drop + length of trim. Trim will only be applied to scallop sections and returns, not to pleated sections.

PRICE CHART

T8 Include Returns

REQUIRED INFORMATION

- ✓ Product Name
- ✓ Fabric Information
- ✓ Quantity
- ✓ Face width
- ✓ Finished Length
- ✓ Lining pattern and color



OPTIONS

SURCHARGE

- * Cord Top or BottomT9
- * Band (up to 4") BottomT9
- * C.O.M. Trim Top or Bottom.....T10
- * Interlined.....T11
- * Contrast Pleats.....T12
- * Special Hand SewingZ3

C.O.M. YARDAGE REQUIREMENTS

based on 54" solids

Finished Width (includes returns)	36"	48"	60"	72"	84"	96"	108"	120"
Number of Scallops	2	3	4	5	5	6	7	8
Fabric Yardage	1.75	2.5	2.75	3.5	3.75	3.75	4.25	4.75
Cord yardage top or bottom	.75	.75	1	1	1	1.25	1.25	1.5
C.O.M. trim yardage top or bottom	1.75	2.25	2.75	3.25	3.75	4.25	4.75	5.25
Contrast Pleat yardage	1	1.25	1.25	1.5	1.5	1.5	1.75	2.25

TIE TOP CUFF VALANCE

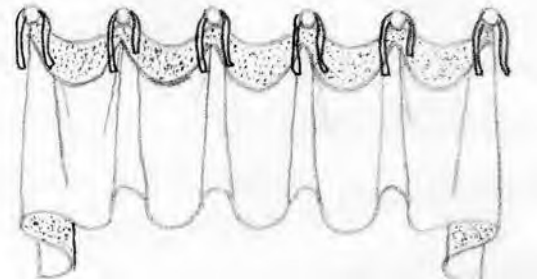
Lined only in a contrast fabric. Can substitute ties for sew on C.O.M. rings. Maximum length 27" at sides, 18" at short point. Cuffed section covers approximately 8" of window space and is approximately 4" long. Ties are approximately 10"-12" long each. When trim applied along bottom edge the finished length will be valance length + length of trim.

PRICE CHART

T5 Include Returns

REQUIRED INFORMATION

- ✓ Product Name
- ✓ Fabric Information
- ✓ Covered button fabric information
- ✓ Quantity
- ✓ Face width of board
- ✓ Returns
- ✓ Length
- ✓ Lining pattern and color



OPTIONS

SURCHARGE

- * C.O.M. trim (bottom)T10
- * Cord (top)T9
- * Cord (bottom)T12
- * Interlined.....T11
- * Special Hand SewingZ3
- * Mount on Fabric Covered Board Depth up to 6"Y1/FT

C.O.M. YARDAGE REQUIREMENTS

based on 54" solids

Finished Width	36"	48"	60"	72"	84"	96"	108"	120"	132"
Number of cuffed scallops	5	6	8	9	11	12	14	15	17
Fabric yardage	1.5	2.25	2.5	2.5	3	3	3.75	3.75	4.5
Contrast lining yardage	1.5	2.25	2.5	2.5	3	3	3.75	3.75	4.5
Tie yardage	1	1	1	1	1	1	1	1	1
C.O.M. trim yardage bottom	4	4.75	5.75	6.25	7.25	7.75	8.75	9.25	10.25
Cord yardage top	1.5	1.5	1.5	1.75	2	2.25	2.5	2.5	3
Cord yardage bottom	1	1.25	1.5	1.75	1.75	1.75	2	2.25	2.25

MOCK SOFT ROMAN VALANCE OR FLAT ROMAN VALANCE

Lined only. Mounted on 1x2 fabric covered boards if no board depth is given. Board will have wood leg returns on Soft Roman Valance. Boards over 2" depth must include wood leg returns when calculating cost for board mount. Maximum length is 20". Made with 3 folds unless otherwise specified. Please refer to Boxed Swag with Cascade Treatment page to calculate board cost for Soft Roman Valance.

PRICE CHART


T8 Include returns

REQUIRED INFORMATION

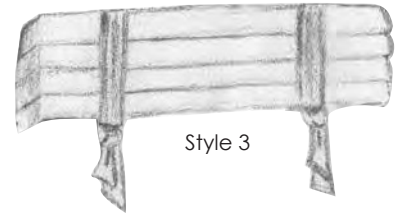
- ✓ Product Name
- ✓ Fabric Information
- ✓ Quantity
- ✓ Face width of board
- ✓ Returns
- ✓ Length
- ✓ Lining pattern and color



Style 1
MOCK SOFT ROMAN



Style 2
MOCK FLAT ROMAN



Style 3

OPTIONS

- * Self-lined Accent Ties (Style 3) G1 (per pair)
- * Horizontal Cord (top only) T9
- * Mount on Fabric Covered Board - Depths over 2" up to 6" **Y1 per ft. (include legs)
- * Special Hand Sewing Z3

SURCHARGE

*Truck shipment may be required if total length and girth exceed 120".

C.O.M. YARDAGE REQUIREMENTS

based on 54" solids

Finished Width (includes returns)	36"	48"	60"	72"	84"	96"	108"	120"	132"
Fabric yardage	1.75	1.75	3.5	3.5	3.5	3.5	5	5	5
Cord yardage top only	.5	.5	.5	.5	.75	.75	.75	1	1
Accent ties (pair)	1.25	1.25	1.25	1.25	1.25	1.25	1.25	1.25	1.25

****Boards selected as Y1 surcharge are fabric covered at no additional cost**

SKIP PLEATED VALANCE WITH SCALLOPED BOTTOM

Lined only. Set with pins for rod mount. Maximum length is 22" at longest point. Pleats approximately 6" to 8" apart. Self-faced at bottom 4". If board mounted, valances are stapled to board behind the pleat. If tack strip is requested, add surcharge F4.

PRICE CHART


T7 - Skip Pleat Valance + T10 - Scallop Bottom
Include Returns

REQUIRED INFORMATION


- ✓ Product Name
- ✓ Fabric Information
- ✓ Quantity
- ✓ Face width of board
- ✓ Returns
- ✓ Long point
- ✓ Short point
- ✓ Lining pattern and color




Side Cluster Pleat Option



Bow Option



Skip Pleated Valance with Scalloped Bottom



Rosette Option

OPTIONS

- * Horizontal COM Trim Bottom T10
- * Horizontal Cord Bottom T12
- * Special Hand Sewing Z3
- * Mount on Fabric Covered Board up to 6" depth **Y1 per ft.
- * Rosette each A6
- * Bow each A6

SURCHARGE

C.O.M. YARDAGE REQUIREMENTS

based on 54" solids

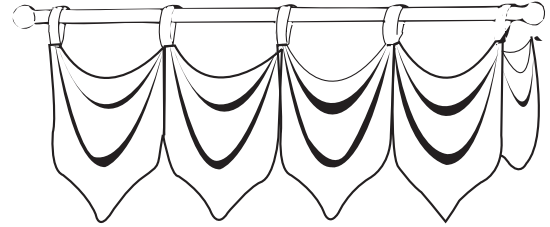
Finished Width (includes returns)	36"	48"	60"	72"	84"	96"	108"	120"	132"
Fabric yardage	2	2	3	3	4	4	5	5	5
C.O.M. trim yardage	3	3	4.5	4.5	6	6	7.5	7.5	7.5

TABBED TEARDROP VALANCE

Self lined only. Maximum drop is 22" long excluding the tabs. Each section approximately 10 to 15" wide. Tabs will be 2" wide unless otherwise specified. Swoops are connected only at tab.

PRICE CHART

T8 Include returns



REQUIRED INFORMATION

- ✓ Product Name
- ✓ Fabric Information
- ✓ Quantity
- ✓ Rod width
- ✓ Returns (will have drapery pin to attach to wall)
- ✓ Diameter of rod
- ✓ Drop (longest point)

OPTIONS

SURCHARGE

- * Horizontal Cord BottomT12
- * Sew on COM Tassels (each)..... Z1
- * Covered Buttons (each)Z1
- * Special Hand SewingZ3
- * Horizontal COM TrimT10
- **Note: Heavier trims not appropriate for this treatment

C.O.M. YARDAGE REQUIREMENTS

based on 54" solids

Finished Width (includes returns)	36"	48"	60"	72"	84"	96"	108"	120"	132"
Fabric yardage (based on 54" solid)	3	4	5	6	7	8	9	10	11
Cord fabric yardage	.5	.75	.75	1	1	1.25	1.25	1.5	1.5
C.O.M. trim yardage	4	5.5	7	8	9.5	11	12	13.5	15
Number of tassels	3	4	5	6	7	8	9	10	11
Number of buttons	4	5	6	7	8	9	10	11	12


STRAIGHT CORNICE

Cornice is padded and corded top and bottom with small cording. Medium cord may be specified. Maximum length of cornice 22". Measurements will be outside unless specified otherwise.

PRICE CHART

C1 (Using 48" to 54" fabric).

* Maximum width 180"



REQUIRED INFORMATION

- ✓ Product Name
- ✓ Fabric Information
- ✓ Quantity
- ✓ Face width of board
- ✓ Returns
- ✓ Finished Length
- ✓ Lining color (white or ivory)

OPTIONS

SURCHARGE

- * Horizontal COM Trim Top or Bottom (each)C3
- * Horizontal Band Top or Bottom - band up to 4" (each)C4
- * Horizontal Ruffle Bottom - up to 2" Ruffle.....C4
- * Attach Swags & CascadesC6
- * Truck shipment may be required if total length and girth exceed 120".


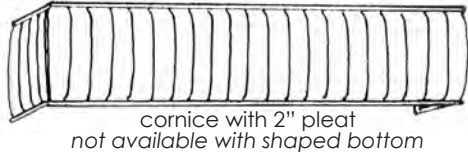
C.O.M. YARDAGE REQUIREMENTS

based on 54" solids

Finished Width (includes returns)	36"	48"	60"	72"	84"	96"	108"	120"	132"
Yardage	3.5	3.5	3.75	3.75	5	5	5.25	5.5	6.75
Accent cord yardage top or bottom	1	1	1	1	1	1	1.5	1.5	1.5
C.O.M. trim yardage top or bottom	1.25	1.5	1.75	2.25	2.5	2.75	3.25	3.5	3.75
Band yardage	1.25	1.5	1.75	2.25	2.5	2.75	3.25	3.5	3.75
Yardage - includes up to 8" Ret.									

STRAIGHT CORNICE - PLEATED OR SHIRRED

Cornice is padded and corded top and bottom with small cording. Medium cord may be specified. Maximum length of cornice 22". Measurements will be outside unless specified otherwise.



PRICE CHART

C5 (Using 48" to 54" fabric).

REQUIRED INFORMATION

- ✓ Product Name
- ✓ Fabric Information
- ✓ Quantity
- ✓ Face width of board
- ✓ Returns
- ✓ Finished Length
- ✓ Lining color (white or ivory)
- ✓ Specify Pleated or Shirred

OPTIONS

SURCHARGE

- * Horizontal COM Trim Top or Bottom (each)C3
- * Horizontal Band Top - band up to 4" (each)C4
- * Horizontal Band Bottom - band up to 4"C7

*Truck shipment may be required if total length and girth exceed 120".

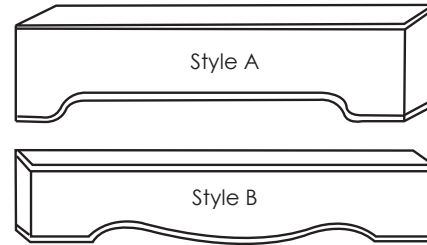
C.O.M. YARDAGE REQUIREMENTS

based on 54" solids

Finished Width (includes returns)	36"	48"	60"	72"	84"	96"	108"	120"	132"
Yardage	5.75	5.75	7	8.25	8.25	9.75	11	11.5	12.5

SHAPED CORNICES - STYLES A-K

Cornice is padded and corded top and bottom with small cording. Medium cord may be specified. Maximum length of cornice 22". Measurements will be outside unless specified otherwise.



PRICE CHART

C2 - Using 48" to 54" fabric. Maximum width is 180"

REQUIRED INFORMATION

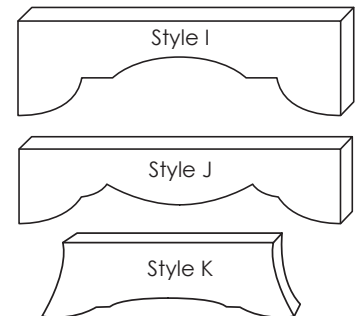
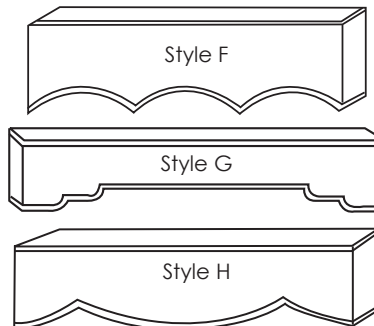
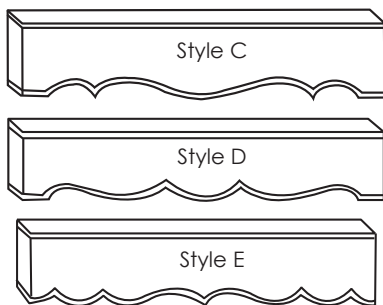
- ✓ Product Name
- ✓ Fabric Information
- ✓ Quantity
- ✓ Face width of board
- ✓ Returns
- ✓ Finished Length
- ✓ Lining color (white or ivory)

OPTIONS

SURCHARGE

- * Horizontal COM Trim TopC3
- * Horizontal Band Top (up to 4")C4
- * Horizontal COM Trim BottomC6
- * Horizontal Band Bottom (up to 4")C7

*Truck shipment may be required if total length and girth exceed 120".



C.O.M. YARDAGE REQUIREMENTS

based on 54" solids

Finished Width (includes returns)	36"	48"	60"	72"	84"	96"	108"	120"	132"
Yardage	3.5	3.5	3.75	3.75	5	5	5.25	5.5	6.75
Accent cord yardage top and bottom	1	1	1	1	1	1	1.5	1.5	1.5
C.O.M. trim yardage top	1.25	1.5	1.75	2.25	2.5	2.75	3.25	3.5	3.75
Band yardage top*	1.25	1.5	1.75	2.25	2.5	2.75	3.25	3.5	3.75
C.O.M. trim yardage bottom	2	3	3.5	4	5	5.5	6	7	7.5
Band yardage bottom	1.5	2	2.5	3	3.5	4	4.5	5	5.5

*Note: Banding fabric is railroaded. This yardage will band up to 3 cornices.

FABRIC SHADES - GENERAL INFORMATION

Order Forms	31
Construction	66
Lining.....	66
Care.....	66
Delivery.....	66
Shipping.....	66

FABRIC SHADES PRICING

Stitched Slatted Shade.....	67
Pleated Balloon Shade.....	68
Shirred Balloon shade	68
Austrian Shade	69
Dog Eared Flat Roman Shade.....	70
Dog Eared Shade with Inverted Pleats.....	71
Soft Fold Roman Shade	72
Flat Roman Shade with Permanent Folds at Bottom.....	73
Flat Roman Shade with No Permanent Folds at Bottom.....	74
Casual Roman Shade	75
Slouched Roman Shade	76
Casual Roman Shade with Center Pleat	77

SOFT SHADE ROLLER SPRING SYSTEM

Product is available on Flat shade with or without permanent folds, Soft Fold Shades, all Casual Shades, all Dog Ear Shades and Balloon Shades. To price shades with the Soft Shade Roller Spring System, add the F4 Surcharge to shade price.

Features a cordless lift mechanism fabricated with an aluminum roller at the top with a roller spring inside the roller. The spring mechanism allows for lowering and raising the shade from the fabric pull tab hidden at the shade bottom. It is very easy to use with a smooth lifting and lowering action.

FABRIC SHADE CONSTRUCTION

-- All boards for shades are covered with fabric **at no additional cost.**

- Shades are mounted on 1x2 boards if no return size is specified.

- Shades are constructed with an encased lift cord.

- Shades are made for outside mount unless inside mount is specified. A deduction will be made for inside mount unless specified.

- All shade shroud tape is hand sewn to ensure accurate spacing **at no additional cost.**

- All shades are weighted at bottom for ease of operation.

- **Matching polyester thread is used on all hems and seams at no additional cost.**

- **Fabric patterns are matched from the top down at no additional cost.**

- Finished length is the short point of the shade.

- Shades are made for a right cord pull unless specified.

LINING SHADES

- On linings, you may specify Roclon, RM Sheen, RM Suede, RM Sateen or Sussex for the price stated in your chart. On other linings, the price will be adjusted to the difference in the lining cost. RM Sheen will be used when no lining preference is specified. When no color is specified, ivory will be used.

- Regular Blackout may be used, however, the pigment may show through on light colored fabrics. In this case, we recommend using Outback self-healing lining.

CARE

- Dry cleaning is recommended. A vacuum can be used occasionally to keep the shades free of dust.

DELIVERY

- Delivery on custom fabric shades is approximately 15-20 working days from receipt of fabric and written order.

SHIPPING

- All shades are bagged and carefully boxed. Shipments are F.O.B. workroom Cape Girardeau, Missouri and will be shipped regular ground unless otherwise specified. (You will be charged freight and handling.)

NOTE: Due to safety standards, please install the cord retainer and do not remove the warning label.

STITCHED SLATTED SHADE

Shade is lined and has no permanent folds at the bottom. Tucks with slats inserted are on the face of shade. Shades are mounted on 1 x 2 boards if no board depth is given. Shades are made for outside mount with end flaps unless inside mount is specified. A deduction will be made for inside mount unless specified. Slats are spaced approximately 8" to 10" apart. Shade is made with cord lock system unless otherwise specified.

NOTE: Tucks can be made on back side of shade if specified.

PRICE CHART

F1

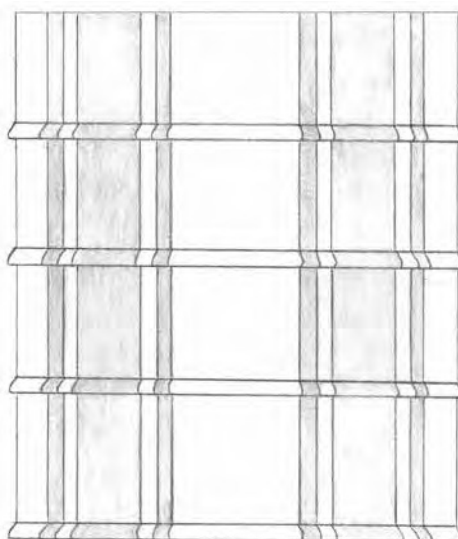
REQUIRED INFORMATION

- ✓ Product Name
- ✓ Fabric Information
- ✓ Quantity
- ✓ Face Width of Board
- ✓ Inside or Outside Mount
- ✓ Returns
- ✓ Finished Length
- ✓ Controls (L/R)
- ✓ Lining Pattern and Color

OPTIONS

SURCHARGE

- *Horizontal Band (up to 4") per bandC4
- * Horizontal COM Trim.....C3
- * Vertical Band (up to 4") per band.....T13
- * Easylift System (minimum board depth 2 1/4")F4
- * Soft Shade Roller Spring System (cordless)F4
- * All inside mount shades with Easylift will be mounted on 1 3/4" boards.
- * Mount on Fabric Covered Board - depths over 2" up to 6" **Y1 per ft
- * Cord on Top or BottomT9
- * Special Hand SewingZ3



Flat Fabric flap on outside mounted shades.

C.O.M. YARDAGE REQUIREMENTS

Based on 54" Solids

Shade Length	24"	36"	48"	60"	72"	84"	96"
To 36"	2	2	2	4	4	4	4
To 48"	2.5	2.5	2.5	4.75	4.75	4.75	4.75
To 60"	2.75	2.75	2.75	5.5	5.5	5.5	5.5
To 72"	3	3	3	6	6	6	6
To 84"	3.5	3.5	3.5	6.75	6.75	6.75	6.75
To 96"	3.75	3.75	3.75	7.5	7.5	7.5	7.5
Horizontal band or cord ydg	0.25	0.25	0.25	0.5	0.5	0.5	0.5
Horizontal COM trim yardage	0.75	1	1.5	1.75	2	2.25	2.75
Shade length to:		36"	48"	60"	72"	84"	96"
Vertical banding yardage		2	2.5	2.75	3	3.5	3.75
**Boards selected as Y1 surcharge are fabric covered at no additional cost.							

NOTE: Due to safety standards, please install the cord retainer and do not remove the warning label.

BALLOON SHADES

PRICE CHART

F2 (lined only) Include returns


REQUIRED INFORMATION

- ✓ Product Name
- ✓ Fabric Information
- ✓ Quantity
- ✓ Face width of board
- ✓ Inside or outside mount
- ✓ Returns
- ✓ Finished length
- ✓ Controls (L/R)
- ✓ Lining pattern and color

OPTIONS

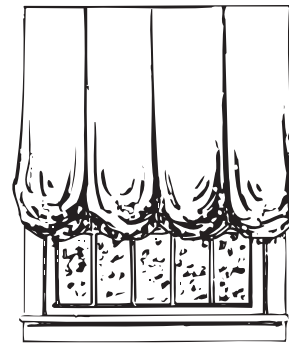
SURCHARGE

- * Horizontal Cord T9
- * Horizontal Ruffle (up to 4") T12
- * Horizontal COM Trim T10
- * Easylift System (minimum board depth 2 1/4") F4
- * Soft Shade Roller Spring System (cordless) F4
- * Mount on Fabric Covered Board -
 Depths over 2" up to 6" **Y1 per ft.
- * Graduated Bottom F4
- * Special Hand Sewing F4
- * All inside mount shades with easy lift will be mounted on 1 3/4" boards.



SHIRRED BALLOON SHADE

Swoops are approximately 10" to 15" wide. Shades are mounted on 1x2 fabric covered boards if no board depth is given. Shade has 4 cord smocking at top, however, a rod pocket may be substituted. Shades are made for outside mount unless specified otherwise. A deduction will be made for inside mount unless specified otherwise. Shade is made with cord lock system unless otherwise specified.



PLEATED BALLOON SHADE

Swoops are approximately 10" to 15" wide. Shades are mounted on 1x2 fabric covered boards if no board depth is given. Shades are made for outside mount unless inside mount is specified. A deduction will be made for inside mount unless specified otherwise. Shade is made with cord lock system unless otherwise specified.

C.O.M. YARDAGE REQUIREMENTS

based on 54" solids

	Finished Width (includes returns)						
Finished Length	24"	36"	48"	60"	72"	84"	96"
to 36"	2	4	4	6	6	8	8
48"	2.5	4.75	4.75	7	7	9.5	9.5
60"	2.75	5.5	5.5	8	8	10.75	10.75
72"	3	6	6	9	9	12	12
84"	3.5	6.75	6.75	10	10	13.5	13.5
96"	3.75	7.5	7.5	11	11	14.75	14.75
Horizontal cord yardage bottom	.5	.5	1	1	1.5	1.5	2
Horizontal ruffle yardage bottom	1	1	1.5	1.5	2	2	2.5
Horizontal C.O.M. trim bottom	1.5	2.25	3	3.75	4.5	5.25	6
**Boards selected as Y1 surcharge are fabric covered at no additional cost							

NOTE: Due to safety standards, please install the cord retainer and do not remove the warning label.

AUSTRIAN SHADE


Swoops are approximately 10" to 15" wide. Shades are mounted on 1x2 fabric covered boards if no board depth is given. Shades are made for outside mount unless inside mount is specified. A deduction will be made for inside mount unless specified otherwise. Outside mount shades will be made with a small fabric flap covering the board returns. Not available using velvet. Shade is made with cord lock system unless otherwise specified.

PRICE CHART

F3 (unlined only)

REQUIRED INFORMATION

- ✓ Product Name
- ✓ Fabric Information
- ✓ Quantity
- ✓ Face width of board
- ✓ Inside or outside mount
- ✓ Returns
- ✓ Finished length
- ✓ Controls (L/R)



Flat Fabric flap on outside mounted shades.

OPTIONS

SURCHARGE

- * Horizontal CordT9
- * Horizontal COM Trim Top or BottomT10
- * Horizontal Ruffle (up to 4")T12
- * Easylift System (minimum board depth 2 1/4")F4
- * All inside mount shades with easy lift will be mounted on 1 3/4" boards.
- * Mount on Fabric Covered Board - Depths over 2" up to 6" ... **Y1 per ft.
- * Special Hand SewingZ3

C.O.M. YARDAGE REQUIREMENTS

based on 54" solids

Finished Length	Finished Width						
	24"	36"	48"	60"	72"	84"	96"
to 36"	3	3	6	6	6	9	9
48"	4	4	8	8	8	12	12
60"	5	5	10	10	10	15	15
72"	6	6	12	12	12	18	18
84"	7	7	14	14	14	21	21
96"	8	8	16	16	16	24	24
Horizontal cord yardage	.5	.5	1	1	1.5	1.5	2
Horizontal ruffle yardage	.5	.75	1	1.25	1.5	1.75	2
Horizontal C.O.M. trim	1	1.5	2	2.5	3	3.5	4
**Boards selected as Y1 surcharge are fabric covered at no additional cost							

NOTE: Due to safety standards, please install the cord retainer and do not remove the warning label.

DOG EARED FLAT ROMAN SHADE

Swoops has approximately 4 folds at bottom. Mounted on 1x2 fabric covered boards if no board depth is given. Shades are made for outside mount unless inside mount is specified. A deduction will be made on inside mount unless specified otherwise. Shade is made with cord lock system unless otherwise specified.

PRICE CHART

F1 (lined only)


REQUIRED INFORMATION

- ✓ Product Name
- ✓ Fabric Information
- ✓ Quantity
- ✓ Face width of board
- ✓ Inside or outside mount
- ✓ Returns
- ✓ Finished length
- ✓ Controls (L/R)
- ✓ Lining pattern and color

OPTIONS

SURCHARGE

- * Horizontal COM Trim (top only)C3
- * Vertical Band (up to 4") per BandT13
- * Horizontal Cord Top or BottomT9
- * Easylift System (minimum board depth 2 1/4")F4
- * Soft Shade Roller Spring System (cordless)F4
- * All inside mount shades with easy lift will be mounted on 1 3/4" boards.
- * Mount on Fabric Covered Board - Depths over 2" up to 6" ... **Y1 per ft.
- * Special Hand SewingZ3



NOTE: Shade may have dog ear flaps if return changes look of shade.

C.O.M. YARDAGE REQUIREMENTS

based on 54" solids

Finish Length	Finished Width						
	24"	36"	48"	60"	72"	84"	96"
To 36"	2	2	4	4	4	4	6
48"	2.5	2.5	4.75	4.75	4.75	4.75	7
60"	2.75	2.75	5.5	5.5	5.5	5.5	8
72"	3	3	6	6	6	6	9
84"	3.5	3.5	6.75	6.75	6.75	6.75	10
96"	3.75	3.75	7.5	7.5	7.5	7.5	11
Horizontal band or cord yardage	.25	.25	.5	.5	.5	.5	.75
Horizontal C.O.M. trim yardage	.75	1	2	2.25	2.75	3.25	3.5
Shade length to:	36	48	60	72	84	96	
Vertical banding yardage	2	2.5	2.75	3	3.5	3.75	
**Boards selected as Y1 surcharge are fabric covered at no additional cost							

DOG EARED SHADE WITH INVERTED PLEATS

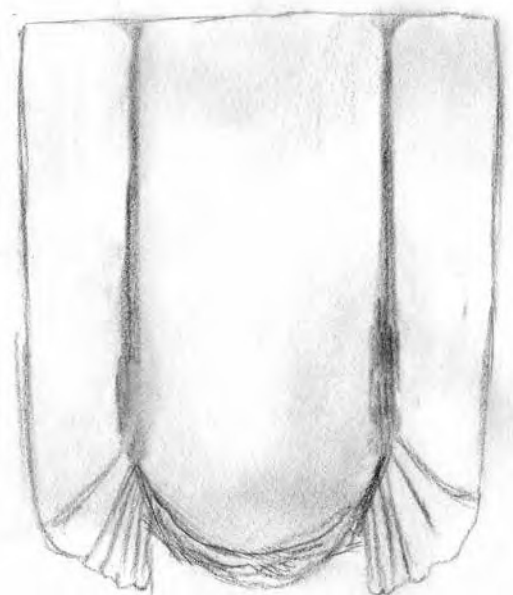
Shade has approximately 4 folds at bottom when lowered. Mounted on 1x2 board if no board depth is given. Shade has 2 inverted pleats. Shades are made for outside mount, unless inside mount is specified. A deduction will be made on inside mount unless specified otherwise. Shades over 50" wide will have more than one swoop. Shade is made with cord lock system unless otherwise specified.

PRICE CHART

F2 (lined only)

REQUIRED INFORMATION

- ✓ Product Name
- ✓ Fabric Information
- ✓ Quantity
- ✓ Face width of board
- ✓ Inside or outside mount
- ✓ Returns
- ✓ Finished length
- ✓ Controls (L/R)
- ✓ Lining pattern and color



NOTE: Shade may have dog ear flaps if return changes look of shade.

OPTIONS

SURCHARGE

- * Horizontal Cord (top only)T9
- * Horizontal COM Trim (top only)T10
- * Easylift System (minimum board depth 2 1/4")F4
- * Soft Shade Roller Spring System (cordless)F4
- * All inside mount shades with easy lift will be mounted on 1 3/4" boards.
- * Mount on Fabric Covered Board - Depths over 2" up to 6" ... **Y1 per ft.
- * Special Hand SewingZ3

C.O.M. YARDAGE REQUIREMENTS

based on 54" solids

Finished Length	Finished Width (includes returns)			
	24"	36"	48"	60"
To 36"	4	4	4	6
48"	4.75	4.75	4.75	7
60"	5.50	5.50	5.5	8
72"	6	6	6	9
84"	6.75	6.75	6.75	10
96"	7.50	7.50	7.5	11
Horizontal band or cord yardage top only	.5	.5	.5	.5
Horizontal C.O.M. trim yardage top only	.75	1	1.5	1.75
**Boards selected as Y1 surcharge are fabric covered at no additional cost				

NOTE: Due to safety standards, please install the cord retainer and do not remove the warning label.

SOFT FOLD ROMAN SHADE


Shade has horizontal folds of approximately 5" each. Shades are mounted on 1x2 boards if no board depth is given. Shades are made for outside mount unless inside mount is specified. A deduction will be made for inside mount unless specified otherwise. Outside mount shades will be made with a small fabric flap covering the board returns. When adding valance to soft fold shade, the length of valance will be the length of top fold unless specified. Shade is made with cord lock system unless otherwise specified.

PRICE CHART

F2 (lined only)

REQUIRED INFORMATION

- ✓ Product Name
- ✓ Fabric Information
- ✓ Quantity
- ✓ Face width of board
- ✓ Inside or outside mount
- ✓ Returns
- ✓ Finished length
- ✓ Controls (L/R)
- ✓ Lining pattern and color



OPTIONS

SURCHARGE

- * Horizontal Band (up to 4") per bandC4
- * Horizontal COM TrimC3
- * Vertical Band (up to 4") per bandT13
- * Easylift System (minimum board depth 2 1/4")F4
- * Soft Shade Roller Spring System (cordless)F4
- * All inside mount shades with easy lift will be mounted on 1 3/4" boards.
- * Mount on Fabric Covered Board - Depths over 2" up to 6" ...**Y1 per ft.
- * Cord Top or Bottom..... T9
- * Special Hand SewingZ3



Flat Fabric flap on outside mounted shades.

C.O.M. YARDAGE REQUIREMENTS

based on 54" solids

Shade Length	Finished Width						
	24"	36"	48"	60"	72"	84"	96"
to 36"	2	2	2	4	4	4	4
48"	2.75	2.75	2.75	5.5	5.5	5.5	5.5
60"	3.5	3.5	3.5	6.75	6.75	6.75	6.75
72"	4	4	4	8	8	8	8
84"	4.75	4.75	4.75	9.5	9.5	9.5	9.5
96"	5.5	5.5	5.5	10.75	10.75	10.75	10.75
Horizontal band or cord yardage	.25	.25	.25	.5	.5	.5	.5
Horizontal C.O.M. trim yardage	.75	1	1.5	1.75	2	2.25	2.75
Shade length to:	36"	48"	60"	72"	84"	96"	
Vertical banding yardage	2	2.75	3.5	4	4.75	5.5	
**Boards selected as Y1 surcharge are fabric covered at no additional cost							

FLAT ROMAN SHADE WITH PERMANENT FOLDS AT BOTTOM


Shade has 4 permanent folds at bottom **at no additional charge**. Shades are mounted on 1x2 boards if no board depth is given. Shades are made for outside mount unless inside mount is specified. A deduction will be made for inside mount unless specified otherwise. Outside mount shades will be made with a small fabric flap covering the board returns. Shade is made with cord lock system unless otherwise specified.

PRICE CHART

F1 (lined only)

REQUIRED INFORMATION

- ✓ Product Name
- ✓ Fabric Information
- ✓ Quantity
- ✓ Face width of board
- ✓ Inside or outside mount
- ✓ Returns
- ✓ Finished length
- ✓ Controls (L/R)
- ✓ Lining pattern and color



OPTIONS

SURCHARGE

- * Horizontal Band (up to 4") per BandC4
- * Horizontal COM TrimC3
- * Vertical Band (up to 4") per BandT13
- * Easylift System (minimum board depth 2 1/4")F4
- * Soft Shade Roller Spring System (cordless)F4
- * All inside mount shades with easy lift will be mounted on 1 3/4" boards.
- * Mount on Fabric Covered Board - Depths over 2" up to 6" ... **Y1 per ft.
- * Cord Top or BottomT9
- * Special Hand SewingZ3



Flat Fabric flap on outside mounted shades.

C.O.M. YARDAGE REQUIREMENTS

based on 54" solids

Shade Length	Finished Width						
	24"	36"	48"	60"	72"	84"	96"
To 36"	2	2	2	4	4	4	4
48"	2.5	2.5	2.5	4.75	4.75	4.75	4.75
60"	2.75	2.75	2.75	5.5	5.5	5.5	5.5
72"	3	3	3	6	6	6	6
84"	3.5	3.5	3.5	6.75	6.75	6.75	6.75
96"	3.75	3.75	3.75	7.5	7.5	7.5	7.5
Horizontal band or cord yardage	.25	.25	.25	.5	.5	.5	.5
Horizontal C.O.M. trim yardage	.75	1	1.5	1.75	2	2.25	2.75
Shade length to:		36"	48"	60"	72"	84"	96"
Vertical Banding yardage		2	2.5	2.75	3	3.5	3.75
**Boards selected as Y1 surcharge are fabric covered at no additional cost							

NOTE: Due to safety standards, please install the cord retainer and do not remove the warning label.

FLAT ROMAN SHADE WITH NO PERMANENT FOLDS


This flat contemporary shade has no permanent folds at the bottom but is very stable with a hidden weight bar in the hem. Shades are mounted on 1x2 boards if no board depth is given. Shades are made for outside mount unless inside mount is specified. A deduction will be made for inside mount unless otherwise specified. Outside mount shades will be made with a small fabric flap covering the board returns. Shade is made with cord lock system unless otherwise specified.

PRICE CHART

F5 (lined only)

REQUIRED INFORMATION

- ✓ Product Name
- ✓ Fabric Information
- ✓ Quantity
- ✓ Face width of board
- ✓ Inside or outside mount
- ✓ Returns
- ✓ Finished length
- ✓ Controls (L/R)
- ✓ Lining pattern and color



OPTIONS

SURCHARGE

- * Horizontal Band (up to 4") per BandC4
- * Horizontal COM TrimC3
- * Vertical Band (up to 4") per BandT13
- * Easylift System (minimum board depth 2 1/4")F4
- * Soft Shade Roller Spring System (cordless)F4
- * All inside mount shades with Easylift will be mounted on 1 3/4" boards
- * Mount on Fabric Covered Board – depths over 2" up to 6" ...Y1 per ft
- * Cord Top or BottomT9
- * Special Hand SewingZ3



Flat Fabric flap on outside mounted shades.

COM YARDAGE REQUIREMENTS

Based on 54" solids

Shade length	Finished Width						
	24"	36"	48"	60"	72"	84"	96"
To 36"	1.33	1.33	1.33	2.67	2.67	2.67	2.67
48"	1.67	1.67	1.67	3.33	3.33	3.33	3.33
60"	2	2	2	4	4	4	4
72"	2.33	2.33	2.33	4.67	4.67	4.67	4.67
84"	2.67	2.67	2.67	5.33	5.33	5.33	5.33
96"	3	3	3	6	6	6	6
Horizontal band or cord yardage	.25	.25	.25	.5	.5	.5	.5
Horizontal COM trim yardage	.75	1	1.5	1.75	2	2.25	2.75
Shade Length to:		36"	48"	60"	72"	84"	96"
Vertical Banding yardage		1.33	1.67	2	2.33	2.67	3
**Boards selected as Y1 surcharge are fabric covered at no additional cost.							

CASUAL ROMAN SHADE

Shade has approximately 4 folds at bottom when lowered. Rings are sewn at sides only. Mounted on 1x2 fabric covered boards if no board depth is given. Shades are made for outside mount unless inside mount is specified. A deduction will be made on inside mount unless specified otherwise. Not recommended for windows over 50" wide. Shade is made with cord lock system unless otherwise specified.

PRICE CHART

F1 (lined only)

REQUIRED INFORMATION

- ✓ Product Name
- ✓ Fabric Information
- ✓ Quantity
- ✓ Face width of board
- ✓ Inside or outside mount
- ✓ Returns
- ✓ Finished length
- ✓ Controls (L/R)
- ✓ Lining pattern and color

OPTIONS

SURCHARGE

- * Horizontal COM Trim (top only) C3
- * Vertical Band (up to 4") per Band T13
- * Horizontal Cord Top or Bottom T9
- * Easylift System (minimum board depth 2 1/4") F4
- * Soft Shade Roller Spring System (cordless) F4
- * All inside mount shades with easy lift will be mounted on 1 3/4" boards.
- * Mount on Fabric Covered Board - Depths over 2" up to 6" **Y1 per ft.
- * Special Hand Sewing Z3



NOTE: Shade may have dog ear flaps if return changes look of shade.

C.O.M. YARDAGE REQUIREMENTS

based on 54" solids

Shade Length	Finished Width		
	24"	36"	50"
To 36"	2	2	4
48"	2.5	2.5	4.75
60"	2.75	2.75	5.5
72"	3	3	6
84"	3.5	3.5	6.75
96"	3.75	3.75	7.5
Horizontal band or cord yardage	.25	.25	.5
Horizontal C.O.M. trim yardage	.75	1	2
Shade length to:		36"	48"
Vertical banding yardage		2	2.5
**Boards selected as Y1 surcharge are fabric covered at no additional cost			

NOTE: Due to safety standards, please install the cord retainer and do not remove the warning label.

SLOUNCHED ROMAN SHADE


This shade has approximately 4 folds at bottom when lowered. Mounted on 1x2 fabric covered board if no board depth is given. Shades are made for outside mount unless inside mount is specified. A deduction will be made on inside mount unless specified otherwise. Swoop spacing is approximately 15-20" wide. Shade is made with cord lock system unless otherwise specified.

PRICE CHART

F1 (lined only)

REQUIRED INFORMATION

- ✓ Product Name
- ✓ Fabric Information
- ✓ Quantity
- ✓ Face width of board
- ✓ Inside or outside mount
- ✓ Returns
- ✓ Finished length
- ✓ Controls (L/R)
- ✓ Lining pattern and color



OPTIONS

SURCHARGE

- * Horizontal COM Trim (top only) C3
- * Vertical Band (up to 4") per Band T13
- * Horizontal Cord Top or Bottom T9
- * Easylift System (minimum board depth 2 1/4") F4
- * Soft Shade Roller Spring System (cordless) F4
- * All inside mount shades with easy lift will be mounted on 1 3/4" boards.
- * Mount on Fabric Covered Board - Depths over 2" up to 6" **Y1 per ft.
- * Special Hand Sewing Z3



NOTE: Shade may have dog ear flaps if return changes look of shade.

C.O.M. YARDAGE REQUIREMENTS

based on 54" solids

Shade Length	Finished Width		
	24"	36"	50"
To 36"	2	2	4
48"	2.5	2.5	4.75
60"	2.75	2.75	5.5
72"	3	3	6
84"	3.5	3.5	6.75
96"	3.75	3.75	7.5
Horizontal band or cord yardage	.25	.25	.5
Horizontal C.O.M. trim yardage	.75	1	2
Shade length to:		36"	48"
Vertical banding yardage		2	2.5
**Boards selected as Y1 surcharge are fabric covered at no additional cost			

CASUAL ROMAN SHADE WITH CENTER PLEAT

Shade has approximately 4 folds at bottom when lowered. Mounted on 1x2 board if no board depth is given. Shade has 1 inverted center pleat. Shades are made for outside mount, unless inside mount is specified. A deduction will be made on inside mount unless specified otherwise. Not recommended for shades over 50" wide. Shade is made with cord lock system unless otherwise specified.

PRICE CHART

F2 (lined only)

REQUIRED INFORMATION

- ✓ Product Name
- ✓ Fabric Information
- ✓ Quantity
- ✓ Face width of board
- ✓ Inside or outside mount
- ✓ Returns
- ✓ Finished length
- ✓ Controls (L/R)
- ✓ Lining pattern and color

OPTIONS

SURCHARGE

- * Horizontal Cord (top only) T9
- * Horizontal COM Trim (top only) T10
- * Easylift System (minimum board depth 2 1/4") F4
- * Soft Shade Roller Spring System (cordless) F4
- * All inside mount shades with easy lift will be mounted on 1 3/4" boards.
- * Mount on Fabric Covered Board - Depths over 2" up to 6" ... **Y1 per ft.
- * Special Hand Sewing Z3



NOTE: Shade may have dog ear flaps if return changes look of shade.

C.O.M. YARDAGE REQUIREMENTS

based on 54" solids

Finished Length	Finished Width Includes Returns		
	24"	36"	50"
To 36"	4	4	4
48"	4.75	4.75	4.75
60"	5.50	5.50	5.5
72"	6	6	6
84"	6.75	6.75	6.75
96"	7.50	7.50	7.5
Horizontal band or cord yardage top only	.5	.5	.5
Horizontal C.O.M. trim yardage top only	.75	1	1.5
**Boards selected as Y1 surcharge are fabric covered at no additional cost			

NOTE: Due to safety standards, please install the cord retainer and do not remove the warning label.

ACCESSORIES - GENERAL INFORMATION

General Information	78
Tiebacks	79
Bows	80
Rosettes	80
Jabots	80
Velcro	81
Covered Buttons	81
Button Holes	81
Tablecloths	81
Throw Pillows	82
Delivery	78
Shipping	78

ACCESSORIES PRICING

Straight Tieback	79
Contour Tieback	79
Straight Tieback with Cord	79
Contour Tieback with Cord	79
Straight Tieback with Banding	79
Braided Tieback	79
Straight Tieback with Rosette	79
Shirred Tieback	80
Jumbo Cord Shirred Tieback	80
Ruffled Tieback	80
Double Bow	80
Bow with Tails	80
Full Rosette	80
Button Rosette	80
Jabots	80
Shirred Fan Jabot	80
Reverse Cascade	80
Bow Rosette	80
Table Runner	81
Placemats	81
Napkins	81
Covered Buttons	81
Buttonholes	81
Velcro	81
Table Round	81
Table Square	81
Pillows	82-84

TIEBACKS

- Tieback length is determined in the following manner:

*** For a two-way draw, tieback length would be ½ the rod width.**

*** For a one-way draw, tieback length would be same as rod width.**

- Tiebacks will be made 3" wide unless otherwise specified.

- Tiebacks have a pella inside and include a brass tieback ring on each end. Velcro may be requested at no additional cost.

BOWS

- We offer a double bow or bow with tails which can be used decoratively on many treatments. Bows are self-lined and have a hook and loop fastener.

ROSETTES

- Rosettes will be made 6" in diameter with a hook and loop fastener unless otherwise specified.

THROW PILLOWS

- Throw pillows are lined inside and filled with fabric covered polyester inserts.

- Our throw pillows do not have an opening unless otherwise specified. In this case, we offer a velcro opening.

- Invisible zippers available. Due to some cording or trim, the zipper may be set up from bottom edge.

- Pillows will be made 16" if no size is specified. Pillows will be made square if no preference is given.

- Note About Large Repeats - 25" +

Fabrics with a repeat of 25" and over may need an additional repeat per pillow to allow for pattern centering. When using RM COCO fabric there will be an additional fabric repeat charged.

- Pillow size does not include the size of Flange or Ruffle.

TABLECLOTHS

- Tablecloths are unlined and finished with a shirttail hem.

JABOTS

- Jabots are self-lined. They measure from 3" at the narrowest to 4 ½" at the widest unless otherwise specified. Jabots can be up to 22" long. Please make sure to specify desired length.

VELCRO

- Hook and loop can be sewn on when applicable. An adhesive velcro is also available when the treatment does not permit sewing or stapling to a board.

COVERED BUTTONS

- 1 ½" buttons will be used unless specified otherwise. Other sizes available upon request are as follows: ½", ¾", 7/8", 1", 1 ⅛", 1 ½".

BUTTONHOLES

- Buttonholes are available from ¾" to 2 ½". Please specify the size. When buttonholes are used on the returns of rod pocket draperies, the buttonhole will be on the front of the pocket unless requested otherwise.

DELIVERY

- Delivery on custom accessories is approximately 15-20 working days from receipt of fabric and written order.

SHIPPING

- All accessories are bagged in plastic. Shipments are F.O.B. workroom Cape Girardeau, Missouri and will be shipped regular ground unless otherwise specified. (You will be charged freight and handling.)

ACCESSORIES - TIEBACKS

Accent your window design with a coordinating custom-made tieback. Whether you want simple & functional or eye-catching & ornate, Custom Creations can complete the look you seek. Featured are just some examples of standard tieback styles.

Need something more unique? Just discuss with one of our skilled customer service representatives and we will be happy to provide a quote.

TIEBACK PRICING

All Tiebacks are priced **per pair**. For pricing, choose style and see corresponding Price Chart.

****Prices & yardage based on 48" - 54" wide fabric.**

REQUIRED INFORMATION FOR ALL TIEBACKS

- ✓ Product Name
- ✓ Fabric Information
- ✓ Quantity
- ✓ Length



TIEBACK WITH BUTTON ROSETTE

PRICE CHART - PER PAIR

G1 + A3 Rosettes

C.O.M. YARDAGE REQUIREMENTS

$\frac{3}{4}$ yard + $\frac{3}{4}$ yard for rosettes per pair.
*tieback is 4" wide with a 5" rosette if no sizes are specified.



STRAIGHT TIEBACK

PRICE CHART - PER PAIR

G1

C.O.M. YARDAGE REQUIREMENTS

$\frac{1}{2}$ yard per pair



STRAIGHT TIEBACK WITH CORD

PRICE CHART - PER PAIR

G1 + G3 (cording on top and bottom)

C.O.M. YARDAGE REQUIREMENTS

$\frac{3}{4}$ yard + $\frac{1}{2}$ yard for cording per pair.
*small cord will be used if cord size is not specified.



STRAIGHT TIEBACK WITH BANDING

PRICE CHART - PER PAIR

G1 + G3

C.O.M. YARDAGE REQUIREMENTS

$\frac{3}{4}$ yard + $\frac{1}{2}$ yard for banding per pair.
*a 2" banding will be used if banding size is not specified.



CONTOUR TIEBACK

PRICE CHART - PER PAIR

G2

C.O.M. YARDAGE REQUIREMENTS

1 yard per pair



CONTOUR TIEBACK WITH CORD

PRICE CHART - PER PAIR

G2 + G3 (cording top and bottom)

C.O.M. YARDAGE REQUIREMENTS

1 yard + $\frac{3}{4}$ yard for cording per pair.
*small cord will be used if cord size is not specified.



BRAIDED TIEBACK

PRICE CHART - PER PAIR

G2

C.O.M. YARDAGE REQUIREMENTS

1 $\frac{1}{2}$ yards per pair

CONTINUED



JUMBO CORD SHIRRED TIEBACK

PRICE CHART - PER PAIR

G2

C.O.M. YARDAGE REQUIREMENTS

1½ yards per pair

ACCESSORIES - ADDITIONS

Customize your treatment by adding elements of distinction. See below for just a sampling of creative additions.



SHIRRED TIEBACK

PRICE CHART - PER PAIR

G2

C.O.M. YARDAGE REQUIREMENTS

1½ yards per pair




RUFFLED TIEBACK

PRICE CHART - PER PAIR

G1 + G3 Ruffling

C.O.M. YARDAGE REQUIREMENTS

¾ yard + 1 yard for ruffling per pair.
* ruffle size is 3" if size is not specified.



JABOT-POINTED OR ROUND

Self-lined. Add flair to your design. Available in lengths up to 22".

PRICE CHART

A6

REQUIRED INFORMATION

- ✓ Product Name
- ✓ Fabric Information
- ✓ Quantity
- ✓ Length

C.O.M. YARDAGE REQUIREMENTS

¾ yard each (based on 54" solid)



DOUBLE BOW

Width of bow will be 3" wide by 8" across. A smaller size may be specified. Bow has a hook and loop fastener.

PRICE CHART

A6

REQUIRED INFORMATION

- ✓ Product Name
- ✓ Fabric Information
- ✓ Quantity

C.O.M. YARDAGE REQUIREMENTS

¾ yard each (based on 54" solid)



BOW WITH TAILS

Width of bow will be 3" wide by 8" across and has 12" tails. A smaller size may be specified. Bow has hook and loop fastener

PRICE CHART


A6

REQUIRED INFORMATION

- ✓ Product Name
- ✓ Fabric Information
- ✓ Quantity

C.O.M. YARDAGE REQUIREMENTS

¾ yard each (based on 54" solid)



SHIRRED FAN JABOT

Self-lined. Use as a decorative accent to many top treatments. Available in lengths up to 22".

PRICE CHART

P1

Z1 Button Option

Z1 Button Hole Option

REQUIRED INFORMATION

- ✓ Product Name
- ✓ Fabric Information
- ✓ Quantity
- ✓ Length

C.O.M. YARDAGE REQUIREMENTS

1½ yards each (based on 54" solid)



REVERSE CASCADE

Self-lined. Reverse cascades are often used on the inside corners of a bay window. Available in widths up to 18" and lengths up to 22".

PRICE CHART


P1

REQUIRED INFORMATION

- ✓ Product Name
- ✓ Fabric Information
- ✓ Quantity
- ✓ Length & Width

C.O.M. YARDAGE REQUIREMENTS

¾ yard each (based on 54" solid)



FULL, BUTTON, OR BOW ROSETTE

Add drama to your treatment!

PRICE CHART

A6

REQUIRED INFORMATION

- ✓ Product Name
- ✓ Fabric Information
- ✓ Quantity
- ✓ Size (4", 5" or 6") Button rosette available 7" in diameter.

C.O.M. YARDAGE REQUIREMENTS

3/4 yard each (based on 54" solid)

**Rosettes will be made 6" in diameter if size is not specified.




TABLE RUNNER

Unlined with shirt tail hem - Made from 1 width of fabric.

PRICE CHART

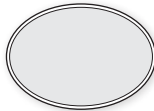

D1 - 1 width column using 48"-54" fabric

REQUIRED INFORMATION

- ✓ Product Name
- ✓ Fabric Information
- ✓ Quantity
- ✓ Width
- ✓ Length

TABLE RUNNER OPTIONS SURCHARGE

- * Tapered Ends No surcharge
- * Sew Tassels (each) Z1
- * COM trim E2
- * Ruffling (shirt tail hem) E3
- * Lined (includes lining) E2



PLACEMATS

Choose Oval or Rectangular. Specify **regular** or **corded**.

PRICE CHART

Regular - use G1 - Self-lined
Corded - use G2 - Self-lined

REQUIRED INFORMATION

- ✓ Product Name
- ✓ Fabric Information
- ✓ Quantity
- ✓ Size & Shape
- ✓ Regular or Corded

C.O.M. YARDAGE REQUIREMENTS

1/2 yard each and an additional 1/2 yard if corded.

NAPKINS

12" Square Unlined

REQUIRED INFORMATION

- ✓ Product Name
- ✓ Fabric Information

PRICE CHART

A3 set of four

C.O.M. YARDAGE REQUIREMENTS

1/2 yard for 4 napkins based on 54" solid.



COVERED BUTTONS

Specify 1/2", 3/4", 7/8", 1", 1 1/8", 1 1/2". 1 1/2" buttons will be used if size is not specified.

PRICE CHART

Z1 - per button

TABLECLOTHS - ROUND OR SQUARE

Created from a beautiful fabric, a tablecloth is anything but ordinary. Table round & table square is unlined with a shirt tail hem.

PRICE CHART

E1 - using 48" to 54" fabric

REQUIRED INFORMATION

- ✓ Product Name
- ✓ Fabric Information
- ✓ Quantity
- ✓ Total Diameter (if round) or Finished width (if square)

OPTIONS

SURCHARGE

- * Ruffling or jumbo cord E3
- * COM trim E2
- * Lined (includes lining) E2




TABLE ROUND
WITH CORD OPTION

C.O.M. YARDAGE REQUIREMENTS - TABLE ROUND

based on 48-54" solids

Total Diameter	42"	60"	72"	90"	108"
Fabric yardage	1.5	3.75	4.25	5.25	9.5
Ruffling yardage* or cord	1.25	1.5	1.75	2	2.25
C.O.M. Horizontal trim	3.75	5.25	6.5	8	9.5

*A 3" ruffle will be used if no ruffle size is specified.




TABLE ROUND
WITH TABLE SQUARE

C.O.M. YARDAGE REQUIREMENTS - TABLE SQUARE

based on 54" solids

Total Width	42"	60"	72"	90"	108"
Fabric yardage	1.5	2	2.25	2.75	3.25
C.O.M. Trim yardage	4.75	6.75	8	10	12
Banding yardage* or cord	1	1.75	2	2.5	3

*A 3" band will be used if no banding size is specified.

BUTTONHOLES

Specify size of button hole. Available from 3/4"-2 1/2".

PRICE CHART

Z1 - per button

VELCRO

Includes hook and loop. Sewn on when applicable.

PRICE CHART

V1 - per foot

BASIC PILLOW DESIGNS

PILLOW PRICING

All Pillows are priced each.

Please choose style for corresponding Price Chart

REQUIRED INFORMATION

- ✓ Product Name
- ✓ Fabric Information
- ✓ Quantity
- ✓ Size
- ✓ Round or Square

***NOTE ABOUT LARGE REPEATS - 25" +

Fabrics with a repeat of 25" and over may need an additional repeat per pillow to allow for pattern centering. when using rm coco fabric there will be an additional fabric repeat charged.

***NOTE

Invisible zippers are available on pillows. Due to cording or trim, the zipper may be set up from bottom edge.



KNIFE EDGE

Pillow size will be 16" if no size is specified. Square pillows will be made if no preference is given.

PRICE CHART

A2 - Pillow up to 18"

A3 - Pillow 19" to 30"

OPTIONS SURCHARGE

- * Covered ButtonZ1 per button
- * C.O.M. trim G1 on COM Chart
- * Downforms 18", 20" or 22"..... A7
- * Invisible Zipper..... A7

C.O.M. YARDAGE REQUIREMENTS

Base Pillow - 3/4 yd (up to 18")

Base Pillow - 2 yds (19" to 30")



ENVELOPE CORDED

Pillow size may be up to 30". A small size cord is used. Medium cord may be specified.

PRICE CHART

A3 - Envelope up to 18" + A2 if corded

A5 - Envelope 19" to 30" + A2 if corded

OPTIONS SURCHARGE

- * Covered ButtonZ1 per button
- * C.O.M. trim G1 on COM Chart
- * Downforms 18", 20" or 22"..... A7
- * Invisible Zipper..... A7


C.O.M. YARDAGE REQUIREMENTS

Base Pillow - 1 yd (up to 18")

Base Pillow - 2 1/2 yds (19" to 30")

Cording - 1 yd

Contrast flap - 1/2 yd



RUFFLED - SQUARE OR ROUND

Pillow size may be up to 30". A 3" ruffle is standard unless otherwise specified. Pillow size does not include size of ruffle.

PRICE CHART

A2 - Pillow up to 18" + A6 if ruffled

A3 - Pillow 19" to 30" + A6 if ruffled

OPTIONS SURCHARGE

- * Cording A1
- * C.O.M. trim G1 on COM Chart
- * Downforms 18", 20" or 22"..... A7
- * Invisible Zipper..... A7

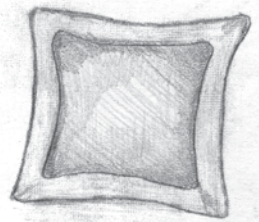
C.O.M. YARDAGE REQUIREMENTS

Base Pillow - 3/4 yd (up to 18")

Base Pillow - 2 yds (19" to 30")

Ruffling - 3/4 yd

Cording (small cord) - 1/2 yd



FLANGED - SQUARE

Pillow size may be up to 30". Flange is 3" unless otherwise specified. Pillow size does not include size of flange.

PRICE CHART

A2 - Pillow up to 18" + A4 Flange

A3 - Pillow 19" to 30" + A4 Flange

OPTIONS SURCHARGE

- * Stuffed Flange Z1
- * Corded A6
- * Downforms 18", 20" or 22"..... A7
- * Invisible Zipper..... A7


C.O.M. YARDAGE REQUIREMENTS

Base Pillow - 3/4 yd (up to 18")

Base Pillow - 2 yds (19" to 30")

Cording - 3/4 yd

Flange - 1 yd



SQUARE WITH CORNER KNOTS

Pillow size may be up to 30". Med. size cord is used unless otherwise specified.

PRICE CHART

A2 - Pillow up to 18" + A5 cording

A3 - Pillow 19" to 30" + A5 cording

OPTIONS SURCHARGE

- * Downforms 18", 20" or 22"..... A7
- * Invisible Zipper..... A7

C.O.M. YARDAGE REQUIREMENTS

Base Pillow - 3/4 yd (up to 18")

Base Pillow - 2 yds (19" to 30")

Cording (medium cord) - 3/4 yd



BOLSTER - RUFFLED OR CORDED

Bolster size is 6" diameter x 18" long. A smaller size may be specified. Small size cording is used on corded bolster and 3" ruffling is standard unless otherwise specified.

PRICE CHART

A3 base pillow + A2 if corded or ruffled

OPTIONS SURCHARGE


- * Ruffled and corded A6
- * Invisible Zipper A7

C.O.M. YARDAGE REQUIREMENTS

Base Pillow - 1 yd

Ruffling - 1/2 yd

Cording (small cord) - 1/2 yd



CORDED - SQUARE OR ROUND

Pillow size may be up to 30". Small cord is used unless otherwise specified.

PRICE CHART

A2 - Pillow up to 18" + A1 if corded

A3 - Pillow 19" to 30" + A1 if corded

OPTIONS SURCHARGE

- * Ruffling A6
- * C.O.M. trim G1 on COM Chart
- * Downforms 18", 20" or 22"..... A7
- * Invisible Zipper..... A7

C.O.M. YARDAGE REQUIREMENTS

Base Pillow - 3/4 yd (up to 18")

Base Pillow - 2 yds (19" to 30")

Ruffling - 3/4 yd (up to 3" ruffle)

Cording (small cord) - 1/2 yd

enhance PILLOW DESIGNS

A new collection by Custom Creations.

PILLOW PRICING

All throw pillows are priced **each**.

Please choose style for corresponding Price Chart

REQUIRED INFORMATION


- ✓ Product Name
- ✓ Fabric Selection(s)

***NOTE

Pillows are not reversible. Back of pillow is the same as base fabric.

Invisible zippers are available on pillows. Due to cording or trim, the zipper may be set up from bottom edge.

- ✓ Trim Selection(s)
- ✓ Tassel Selection (if necessary)



KATHERINE

Pillow size is 12" x 20" wide. A smaller size may be specified. Pillow has a contrast fabric inset with trim on each side with base fabric on ends. Lipcord trims the perimeter of this stylish pillow with tassels fastened to corners.

PRICE CHART

A9 - Using highest fabric code + 3/4 yard of inset trim, 2 yards of outside trim and 4 tassels.

C.O.M. YARDAGE REQUIREMENTS

1/2 yard of each fabric for base pillow.
3/4 yard inset trim
2 yards outside trim
4 tassels



GENEVIEVE

Bolster is 6" x 18" long. A smaller size may be specified. Bolster has a contrast fabric inset with trim sewn on each side with base fabric on ends & tassels on each end.

PRICE CHART

A8 - Using highest fabric code + 1 1/2 yards of trim and 2 tassels.

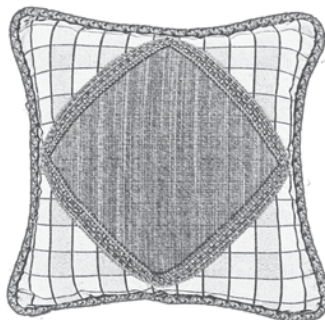
OPTIONS

SURCHARGE

* Ruffled or Corded..... A2

C.O.M. YARDAGE REQUIREMENTS

3/4 yard of each fabric for base pillow.
1 1/2 yards inset trim
2 tassels
1/2 for ruffling or cording option



JULIA

Pillow size is 18" x 18" square. A smaller size may be specified. Pillow has a diamond shape contrast fabric inset with trim on each side and lipcord finishing the seams. This pillow also shows well featuring a stripe at a diagonal as the outside base fabric.

PRICE CHART

A10 - Using highest fabric code + 1 1/4 yard of inset trim, 2 1/4 yards of outside trim.

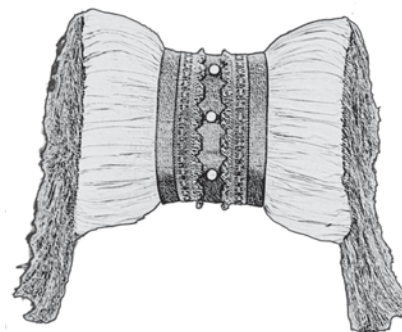
OPTIONS

SURCHARGE

* Downforms 18", 20" or 22"..... A7
* Invisible Zipper..... A7

C.O.M. YARDAGE REQUIREMENTS

3/4 yard of base fabric
1/2 yard inset fabric
1 1/4 yards inset trim
2 1/4 yards outside trim



JORDAN


Pillow size is 12" x 18" wide. A smaller size may be specified. Pillow features an inset contrast fabric with trim and covered buttons. The base fabric is gathered at the sides and highlighted by fringe. Try long furniture fringe for a fun and dramatic effect!

PRICE CHART

A11 - Using highest fabric code + 3/4 yard of inset trim, 1 yard of outside fringe.

C.O.M. YARDAGE REQUIREMENTS

1 yard of base fabric
1/2 yard inset fabric
3/4 yard inset trim
1 yard outside fringe



JESSICA

Pillow size is 18" x 18" square. A smaller size may be specified. Pillow has a contrast fabric inset with trim on each side. The base fabric forms a border around the inset fabric and is accented with trim on all sides.

PRICE CHART

A8 - Using highest fabric code + 1 1/2 yards of inset trim, 2 1/4 yards of outside trim.

OPTIONS

SURCHARGE

* Downforms 18", 20" or 22"..... A7
* Invisible Zipper..... A7

C.O.M. YARDAGE REQUIREMENTS

3/4 yard of each fabric for base pillow.
1 1/2 yards inset trim
2 1/4 yards outside trim



HANNAH

Pillow size is 12" x 18" wide. A smaller size may be specified. Pillow has a contrast fabric inset and features trim around the outside with base fabric on ends.


PRICE CHART

A12 - Using highest fabric code + 2 yards of outside trim.

OPTIONS	SURCHARGE
* Downforms 12"x18"	A7
* Invisible Zipper	A7

C.O.M. YARDAGE REQUIREMENTS

1/2 yard of each fabric for base pillow.
2 yards outside trim



VICTORIA

Pillow size is 10" x 20" wide. A smaller size may be specified. Pillow features a contrast fabric envelope flap with trim. Base fabric features fringe on both sides.

PRICE CHART

A9 - Using highest fabric code + 1/2 yard side fringe/trim and 1 yard flap trim

C.O.M. YARDAGE REQUIREMENTS

1/2 yard of each fabric for base pillow.
1/2 yard side fringe/trim
1 yard flap trim



MELINDA

Pillow size is 18" x 18" square. A smaller size may be specified. Pillow has a contrast fabric square inset with trim on each side. The base fabric forms a border around the inset fabric and is accented with trim on all sides.

OPTIONS SURCHARGE


* Downforms 18", 20" or 22"..... A7
* Invisible Zipper..... A7

PRICE CHART

A10 - Using highest fabric code + 1 1/2 yards of inset trim, 2 1/4 yards of outside trim.

C.O.M. YARDAGE REQUIREMENTS

3/4 yard inset fabric
3/4 yard base fabric
1 1/2 yards inset trim
2 1/4 yards outside trim



JACKIE

Pillow size is 18" x 18" square. A smaller size may be specified. Pillow features 4 triangular fabric pieces seamed together. The entire pillow features lipcord on all sides and tassels on each corner. For an interesting effect, think about the pattern a fabric will create when piecing stripes and prints and have fun with it!

PRICE CHART

A9 - Using highest fabric code + 2 yards of outside trim and 4 tassels.

OPTIONS	SURCHARGE
* Downforms 18", 20" or 22"	A7
* Invisible Zipper	A7

C.O.M. YARDAGE REQUIREMENTS

1 yard fabric
2 1/4 yards outside trim
4 tassels



HAILEY

Pillow size is 18" x 18" square. A smaller size may be specified. Simple but visually engaging, this pillow showcases a stripe fabric well by pattern matching 4 equal blocks. Outlined in trim, this pillow is easily customized for a one of a kind effect.

PRICE CHART

A12 - Using highest fabric code + 2 1/4 yards of outside trim.

OPTIONS	SURCHARGE
* Downforms 18", 20" or 22"	A7
* Invisible Zipper	A7

C.O.M. YARDAGE REQUIREMENTS

1 yard fabric
2 1/4 yards outside trim

BEDSPREAD ENSEMBLES - GENERAL INFORMATION

General Information	85
Bedspreads & Coverlets	85
Dust Ruffles	85
Pillow Shams	85
Delivery & Shipping	85
Order Forms	87
Standard Bedding Size Chart	91
Machine Quilted Patterns	91
Special Patterns	93-94
Comforter Patterns	97
Style Options	98

BEDSPREAD PRICING

Quilted Yardage - Machine	91
Machine Quilted Throw Coverlets	92
Machine Quilted Throw Spreads	92
Quilted Yardage - Hand Guided	93
Special (special, block, tufted, channel) Coverlets	95
Special (special, block, tufted, channel) Spreads	95
Outline Coverlet	96
Outline Spread	96
Comforters	97
Unquilted Throw Spread	97
Duvet Cover	97

SURCHARGES

Jumbo Cord Hem	98
Fitted with Cording and Gussets	98
Scalloped Hem	98
Reverse Sham	98
Throw with Cutout Corners and Gussets	98
Boxed Corners	98
Shirred Drop	98
Waterfall Foot	98
Tailored Dust Ruffle	99
Shirred Dust Ruffle	99
Cluster Shirred Dust Ruffle	99
Cluster Box Pleated Dust Ruffle	99
Box Pleated Dust Ruffle	99
Knife Edge Throw Pillow	82
Ruffled Throw Pillow	82
Corded Throw Pillow	82
Envelope Corded Throw Pillow	82
Flanged Throw Pillow	82
Square Throw Pillow with Corner Knots	82
Bolster Pillow - Ruffled or Corded	82
Tailored Sham	100
Corded Sham	100
Flanged Sham	100
Envelope Sham	100
Ruffled Sham	100
Envelope Sham with Cord	100
Flanged Sham with Cord	100
Ruffled Sham with Cord	100

BEDSPREADS & COVERLETS

- We offer machine or hand guided quilting. Only 1 quilt pattern can be done on any one style.

- All corners are rounded on throw style unless otherwise specified.

- Machine quilted hems are 1½" serged edge. Hand guided hems are 1½" faced.

- All bedspreads and coverlets have a standard 20" pillow tuck

- We recommend dry cleaning all custom bedspreads and coordinates.

- Bedspreads and coordinates are bagged in plastic.

- Lining is poly cotton white. (70% poly, 30% cotton).

- **Spreads will be made throw style unless otherwise specified.**

- Fitted spreads made with small cording at mattress edge unless otherwise specified.

- For modification to treatment, it is highly recommended and sometimes required, the customer provide photograph or detailed sketch with quote or order.

DUST RUFFLES

- All dust ruffles have a double 2" blindstitch hem.

- All dust ruffles have a three sided drop.

- A white poly cotton lining is used as the decking on all dust ruffles unless no decking is specified.

- Maximum length allowed 16" drop.

PILLOW SHAMS

- All pillow shams are lined inside the sham.

- The back of each sham is split for a pillow insert and has a velcro closure.

- Shams are unquilted.

- A 3" ruffle or 3" flange will be used unless otherwise specified.

- Shams with a repeat of 25" and over may require an extra repeat per sham when figuring yardage. If using RM COCO fabric, an additional repeat will be charged, in addition to the chart price.

DELIVERY

- Delivery on custom bedspread products is approximately 15-20 working days from receipt of fabric and written order.

SHIPPING

- Shipments are F.O.B. workroom Cape Girardeau, Missouri and will be shipped regular ground unless otherwise specified. (You will be charged freight and handling.)



Custom Creations
a division of RM CO CO
Bedroom & Handmade for Living
Style for Life

Custom Creations
1389 Southern Expressway
Cape Girardeau, Missouri 63703
800.325.8025 fax 800.501.6810
e-mail: customcreations@rmcoco.com

BEDSPREAD WORKSHEET

Bill To			Acct #
Address			
City/State	Zip		
Sidemark	PO#		
Ship To			
Address			
City/State	Zip		
Phone/Fax			
Order	Quote	Date:	

Bedspread or Coverlet				Pillow Shams		Throw Pillows		(select one)		Extra Quilted Yardage	
*(Throw will be used unless otherwise specified.)											
Fabric		Width		Twin		Repeat		Quantity		Quilt Patterns	
Twin		Full		Queen		King		Quilted Yds		Special Instructions	
Throw		Fitted (includes cutout corners and gussets)		Tailored		Flanged		Corded		Ruffled	
Coverlet		Throw style w/ cutout corners & gussets (no cording)		Envelope		Quilted Sham		Pattern		Dust Ruffles	
Bedspread		Comforter Double Fill - No Tuck (15.5oz)		Medium Cord Bottom Hem		Jumbo Cord Bottom Hem		Scalloped Bottom Hem		Reverse Sham	
(Not available in Machine (Loom) Quilting)		Quilt Pattern		Reversible (Not available in Machine (Loom) Quilting)		Width		Repeat		Pillow Sham:	
Medium Cord Bottom Hem		Jumbo Cord Bottom Hem		Scalloped Bottom Hem		Reverse Sham		Tailored 1 1/2 x Fullness		Box Pleat 2 1/2 x Fullness	
Cluster Box Pleat 2 1/4 x Fullness		Shirred 2 1/2 x Fullness		Cluster Shirred 2 1/2 x Fullness		Bed Sizes		Width of Mattress		Length of Mattress	
Drop		Standard Fiber Fill 10 oz.**		Optional Fiber Fill 5.5 oz.		Drop		Drop		Drop	
** 10 oz. Fiber fill will be used unless otherwise specified		Drop		Drop		Drop		Drop		Drop	
* RM Sheen White will be used unless specified otherwise											
Customer Signature											



Custom
Creations

a division of RM COCO

Fabrics & Finishing for Living
Style for Life

Custom Creations

1389 Southern Expressway

Cape Girardeau, Missouri 63703

800.325.8025 fax 800.501.6810

e-mail: customcreations@rmcoco.com

BEDSPREAD WORKSHEET

Bill To	Sample Bedspread		Acct #
Address			
City/State	Zip		
Sidemark	PO#	0000	
Ship To	Jones		
Address			
City/State	Zip		
Phone/Fax			
Order	X	Quote	Date: 00/00/00

Bedspread or Coverlet				Throw Pillows		(select one)		Extra Quilted Yardage	
* (Throw will be used unless otherwise specified.)								Fabric	
Fabric	Width	Repeat	Quantity	Queen	King	Quantity	2"	Quilt Patterns	
Twin		Full				X		Quilted Yds	
Throw			Fitted (includes cutout corners and gussets)					Special Instructions	
Throw style w/ cutout corners & gussets (no cording)								Bedspreads:	
Coverlet									
Bedspread									
Comforter Double Fill - No Tuck (15.5oz)									
(Not available in Machine (Loom) Quilting)									
Quilt Pattern	Dust Ruffles								
Fabric									
Width	Repeat	Quantity	King	Split Corners					
Twin			X						
Unlined		Lined *	X						
Tailored 1 1/2 x Fullness									
Box Pleat 2 1/2 x Fullness									
Cluster Box Pleat 2 1/4 x Fullness									
Shirred 2 1/2 x Fullness									
Cluster Shirred 2 1/2 x Fullness									
Bed Sizes									
Width of Mattress	60"								
Length of Mattress	80"								
Drop	14"								
X	Standard Fiber Fill 10 oz.**								
	Optional Fiber Fill 5.5 oz.								
** 10 oz. Fiber fill will be used unless otherwise specified									
* RM Sheen White will be used unless specified otherwise									
Your Name Designer									
Customer Signature									
Taken By									

BEDSPREAD ENSEMBLES - STANDARD SPECIFICATIONS

The following standard bed sizes will be used unless specified otherwise. Spreads and coverlets will be made throw style unless specified otherwise.

BEDSPREAD SIZES

Twin	39 x 75 x 21" drop
Full	54 x 75 x 21" drop
Queen	60 x 80 x 21" drop
King	78 x 80 x 21" drop
California King	72 x 84 x 21" drop

PILLOW SHAM SIZES

Full	20" x 26"
Queen	20" x 30"
King	20" x 36"
Eurosham.....	26" x 26"

COVERLET & COMFORTER SIZES

Twin	39 x 75 x 13" drop
Full	54 x 75 x 13" drop
Queen	60 x 80 x 13" drop
King	78 x 80 x 13" drop
California King	72 x 84 x 15" drop

DUST RUFFLE SIZES

Twin	39 x 75 x 14" drop
Full	54 x 75 x 14" drop
Queen	60 x 80 x 14" drop
King	78 x 80 x 14" drop

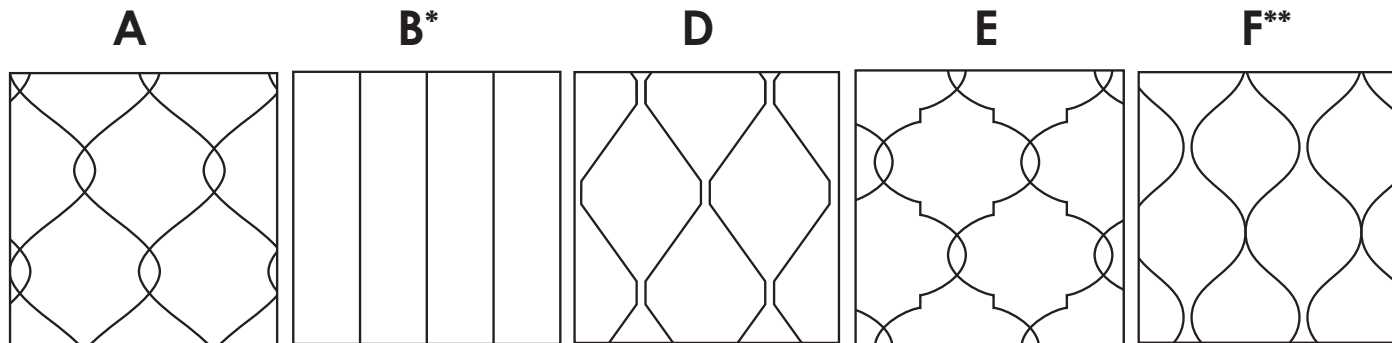
MACHINE QUILT PATTERNS

The following machine quilt patterns are available.

For machine quilting only, please refer to price chart A1 for the charge per linear yard.

Other specifications:

- ✓ Maximum fabric width is 56" wide.
- ✓ Fabric is seamed together *after* quilting.
- ✓ Fabric pattern is matched unless quilt pattern match is specified.
- ✓ Not available in reversible.
- ✓ Fabricated with white lining only.
- ✓ Not available on embroidered or candlewick fabric.



2" or 4"*

Note: *4" will be used on Pattern B if not specified. **If no quilting pattern is specified, Pattern F will be used. Machine channel quilting is not recommended on striped fabric or fitted style spreads.

MACHINE QUILTED YARDAGE

Maximum 12 yard piece - Minimum 1 yard piece
Machine (loom quilting) 10 oz. fil, white poly-cotton lining *only*.
Can quilt up to 57" wide fabric. Clear monofilament thread used.

PRICE CHART

A1 - Per Linear Yard

REQUIRED INFORMATION

- ✓ Product Name
- ✓ Fabric Information
- ✓ Quantity
- ✓ Quilt Pattern (A, B, D, E, or F)

OPTIONS

SURCHARGE

* 5 1/2 oz. Poly Fil No surcharge

MACHINE QUILTED THROW COVERLET

Coverlet has 10 oz. fil, a white poly-cotton lining only, clear monofilament thread, 1½" serged edge hem, **20" pillow tuck**, unless no tuck is specified. If over 16" drop, see bedspread chart. Not available reversible. Not available in comforter fil (15.5 oz.) Tucks over 20" may require surcharge. Call for quote.



PRICE CHART

B2 - 48" to 54" fabric (maximum fabric width 56"")
Refer to standard coverlet sizes that will be used unless specified otherwise.

REQUIRED INFORMATION

- ✓ Product Name
- ✓ Fabric Information
- ✓ Quantity
- ✓ Size (Twin, Full, Queen or King)
- ✓ Bed width
- ✓ Bed length
- ✓ Drop
- ✓ Machine quilt pattern (Choose from Basic Machine Quilt Patterns)

OPTIONS

OPTIONS	SURCHARGE
* COM Trim at Hem	B6
* Jumbo Cord Hem	B7
* Cut Out Corner with Gusset	B6
* Fitted (includes small cording & gussets)	B7
* Split Corner (in center of bell - no gusset)	R5
* Reverse Sham (36")	B7
* Scalloped Hem	B8
* Shirred Drop	B8
* 5½ oz Fil	No surcharge
* Boxed Corners at Foot of Bed	B6
* Waterfall Foot	B6
* Reverse Sham Scalloped or Corded	B8

C.O.M. YARDAGE REQUIREMENTS

based on 54" solids

Bed Size	Twin	Full	Queen	King
Fabric yardage coverlet	7	7	7.5	11.5
C.O.M. trim yardage	8.5	9	9.5	10
Cord hem yardage	1.5	1.5	2	2
Cord for fitted yardage	1.3	1.3	1.5	1.5
Reverse sham yardage	1	1	1	1.5
Scalloped hem yardage	2	2	2	2
Shirred drop face yardage	1.5	2.25	2.5	3
Shirred drop contrast yardage	6	6.5	7	7.5

MACHINE QUILTED THROW SPREADS

Bedspread has 10 oz. fil, a white poly-cotton lining only, clear monofilament thread, 1½" serged edge hem, **20" pillow tuck**, unless no tuck is specified. If over 26" drop, see surcharge.. Not available reversible. Not available in comforter fil (15.5 oz.). Tucks over 20" may require surcharge. Call for quote.



PRICE CHART

B3 - 48" to 54" fabric (maximum fabric width 56"")
Refer to standard spread sizes that will be used unless specified otherwise.

REQUIRED INFORMATION

- ✓ Product Name
- ✓ Fabric Information
- ✓ Quantity
- ✓ Size (Twin, Full, Queen or King)
- ✓ Bed width
- ✓ Bed length
- ✓ Drop
- ✓ Machine quilt pattern (Choose from Basic Machine Quilt Patterns)

OPTIONS

OPTIONS	SURCHARGE
* COM Trim at Hem	B6
* Jumbo Cord Hem	B7
* Cut Out Corner with Gusset	B6
* Fitted (includes small cording & gussets)	B7
* Split Corner (in center of bell - no gusset)	R5
* Reverse Sham (36")	B7
* Scalloped Hem	B8
* Shirred Drop	B8
* 5½ oz Fil	No surcharge
* Over 26" Drop	B7
* Boxed Corners at Foot of Bed	B6
* Waterfall Foot	B6
* Reverse Sham Scalloped or Corded	B8





















C.O.M. YARDAGE REQUIREMENTS

based on 54" solids

Bed Size	Twin	Full	Queen	King
Fabric yardage spread	7.5	11.25	11.75	12.25
C.O.M. trim yardage	9.5	10	10.5	11
Cord hem yardage	1.5	1.5	2	2
Cord for fitted yardage	1.3	1.3	1.5	1.5
Reverse sham yardage	1	1.5	1.5	1.5
Scalloped hem yardage	2	2	2	2
Shirred drop face yardage	2.25	3	3.75	4.5
Over 26" drop yardage	1	1	1	1
Shirred drop contrast yardage	9.5	10.5	10.5	11.25

SPECIAL QUILT PATTERNS

The following special quilt patterns are available. We offer outline, block (minimum 6"), channel (minimum 6") and the following "special" patterns below. Small mini-prints and some tone on tone prints cannot be outlined. We match and join fabric patterns before quilting so that both the quilt and fabric patterns match. For hand-guided quilting only, please see price chart A2 for the charge per linear yard.

<p>1</p>  <p>6"</p>	<p>2</p>  <p>6" or 11"</p>	<p>3</p>  <p>6"</p>	<p>4</p>  <p>6"</p>
<p>5</p>  <p>6" or 11"</p>	<p>6</p>  <p>15"</p>	<p>7</p>  <p>11"</p>	<p>8</p>  <p>15"</p>
<p>9</p>  <p>15"</p>	<p>10</p>  <p>15"</p>	<p>11</p>  <p>6" or 11"</p>	<p>12</p>  <p>11 1/2"</p>
<p>13</p>  <p>6"</p>	<p>14</p>  <p>10"</p>	<p>15</p>  <p>10"</p>	<p>16</p>  <p>10 1/2"</p>
<p>17</p>  <p>6"</p>	<p>18</p>  <p>6"</p>	<p>19</p>  <p>8" or 12"</p>	<p>20</p>  <p>8"</p>

For special quilted yardage only, please refer to price chart A2 for the price per linear yard.

QUILTED YARDAGE - HAND-GUIDED

Maximum 128" wide - Minimum 36" wide

Outline, block, channel, tacked or tufted and special patterns numbered 1-20, 10 oz. fil, white seamless poly-cotton lining.

Fabric is seamed together before quilting. **Matching thread at no additional cost.**

PRICE CHART

A2 - Per Linear Yard + A7 per linear yard if comforter fil.

REQUIRED INFORMATION


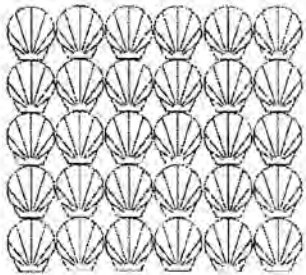



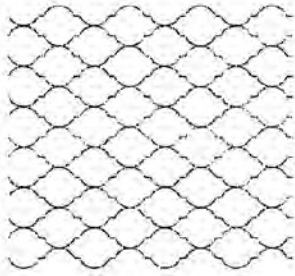
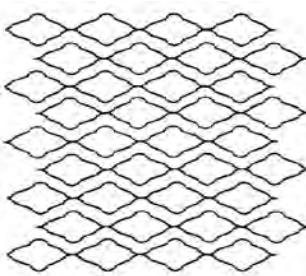



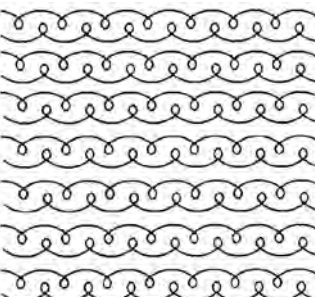


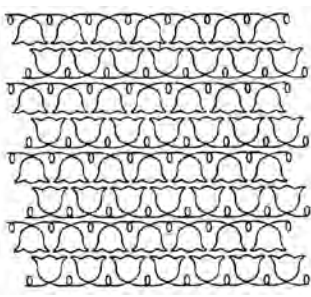


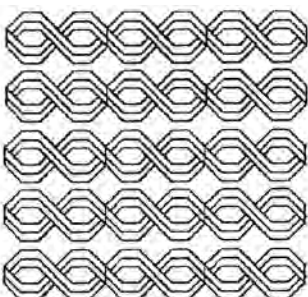



- ✓ Product Name
- ✓ Fabric Information
- ✓ Width after seaming
- ✓ Length after seaming

OPTIONS

SURCHARGE

* Comforter Poly-Fil (15 1/2 oz.) No surcharge

SPECIAL QUILT PATTERNS - continued

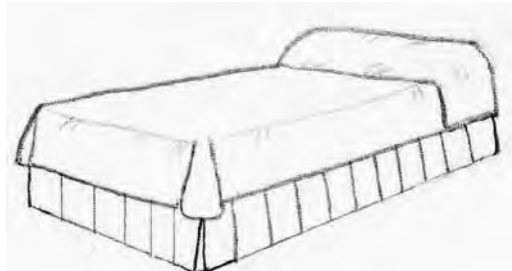
<p>21</p> 	<p>23</p>  <p>8"</p>	<p>24</p>  <p>8"</p>	<p>25</p>  <p>8"</p>
<p>26</p>  <p>8"</p>	<p>27</p>  <p>8"</p>	<p>28</p>  <p>9"</p>	<p>29</p>  <p>10"</p>
<p>30</p>  <p>8"</p>	<p>31</p>  <p>10"</p>	<p>32</p>  <p>6"</p>	<p>33</p>  <p>12"</p>
<p>34</p>  <p>8"</p>	<p>35</p>  <p>8"</p>	<p>36</p>  <p>12"</p>	<p>37</p>  <p>8"</p>
<p>38</p>  <p>8"</p>	<p>39</p>  <p>8"</p>	<p>40</p> 	<p>41</p> 

The sizes listed above are the recommended diameters of the special quilt patterns. The pattern sizes are approximate, and determined by spread dimensions.

SPECIAL, BLOCK, CHANNEL OR TACKED THROW COVERLET

Coverlet has 10 oz. fil, a white seamless poly-cotton lining, matching thread, 1½" faced hems, **20" pillow tuck**, unless no tuck is specified. Tucks over 20" may require surcharge. Call for quote. Reversible coverlets have pillow case hems. If over 16" drop, see bedspread chart. Jumbo cord used unless specified otherwise. Tacked quilting will have approximately 6-8" spacing unless otherwise specified and zig zag.

Note: Tack quilting will be zig zag unless specified otherwise. Not available using sheer fabric or sheer overlay. Upholstery weight fabric not available as tufted or tacked.



PRICE CHART

B11 - 48" to 54" fabric

Refer to coverlet sizes that will be used unless specified otherwise.

REQUIRED INFORMATION

- ✓ Product Name
- ✓ Fabric Information
- ✓ Quantity
- ✓ Size (Twin, Full, Queen or King)
- ✓ Bed width
- ✓ Bed length
- ✓ Drop
- ✓ Machine quilt pattern (Choose from Special Machine Quilt Patterns)

OPTIONS

SURCHARGE

- * COM Trim at HemB6
- * Jumbo Cord HemB7
- * Cut Out Corner with GussetB6
- * Fitted (includes small cording & gussets)B7
- * Split Corner (in center of bell - no gusset)R5
- * Reverse Sham (36")B7
- * Scalloped HemB8
- * Shirred DropB8
- * ReversibleB9
- * Boxed Corners at Foot of BedB6
- * Waterfall FootB6
- * Reverse Sham Scalloped or CordedB8

C.O.M. YARDAGE REQUIREMENTS

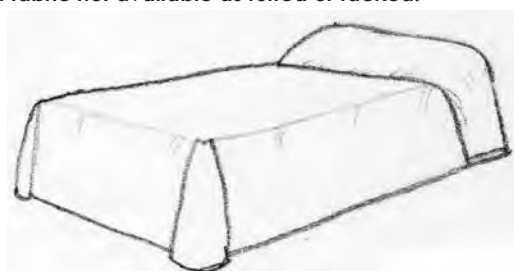
based on 54" solids

Bed Size	Twin	Full	Queen	King
Fabric yardage for coverlet	7	7	7.5	11.5
C.O.M. trim yardage	8.5	9	9.5	10
Cord hem yardage	1.5	1.5	2	2
Cord for fitted yardage	1.3	1.3	1.5	1.5
Reverse sham yardage	1	1	1	1.5
Scalloped hem yardage	2	2	2	2
Shirred drop face yardage	1.5	2.25	2.5	3
Reversible or contrast lined	7.5	7.5	11.75	11.75
Shirred drop contrast yardage	6	6.5	7	7.5

SPECIAL, BLOCK, CHANNEL OR TACKED THROW SPREAD

Bedspread has 10 oz. fil, a white seamless poly-cotton lining, matching thread, 1½" faced hems, **20" pillow tuck**, unless no tuck is specified. Reversible spreads have pillow case hems. If over 26" drop, see surcharge above. Tucks over 20" may require surcharge. Call for quote. Jumbo cord used unless specified otherwise. Tacked quilting will have approximately 6-8" spacing unless otherwise specified.

Note: Tack quilting will be zig zag unless specified otherwise. Not available using sheer fabric or sheer overlay. Upholstery weight fabric not available as tufted or tacked.



PRICE CHART

B12 - 48" to 54" fabric

Refer to spread sizes that will be used unless specified otherwise.

REQUIRED INFORMATION

- ✓ Product Name
- ✓ Fabric Information
- ✓ Quantity
- ✓ Size (Twin, Full, Queen or King)
- ✓ Bed width
- ✓ Bed length
- ✓ Drop
- ✓ Machine quilt pattern (Choose from Special Machine Quilt Patterns)

OPTIONS

SURCHARGE

- * COM Trim at HemB6
- * Jumbo Cord HemB7
- * Cut Out Corner with GussetB6
- * Fitted (includes small cording & gussets)B7
- * Split Corner (in center of bell - no gusset)R5
- * Reverse Sham (36")B7
- * Scalloped HemB8
- * Shirred DropB8
- * Over 26" DropB7
- * Boxed Corners at Foot of BedB6
- * Waterfall FootB6
- * Reverse Sham Scalloped or CordedB8
- * ReversibleB10

C.O.M. YARDAGE REQUIREMENTS

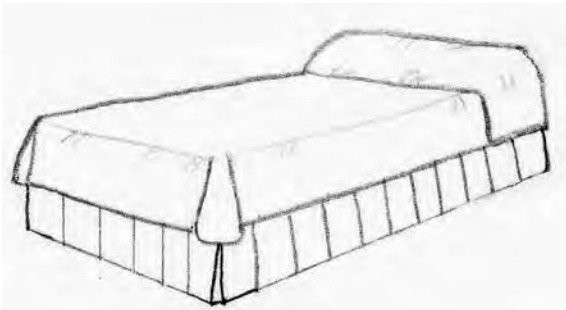
based on 54" solids

Bed Size	Twin	Full	Queen	King
Fabric yardage for spreads	7.5	11.25	11.75	12.25
C.O.M. trim yardage	9.5	10	10.5	11
Cord hem yardage	1.5	2	2	2
Cord for fitted yardage	1.5	1.5	1.5	1.5
Reverse sham yardage	1	1.5	1.5	1.5
Scalloped hem yardage	2	2	2	2
Shirred drop face yardage	2.25	3	3.75	4.5
Over 26" drop face yardage	1	1	1	1
Reversible or contrast lined	8	12	12.5	12.5
Shirred drop contrast yardage	9.5	10.5	10.5	11.5

See pages 91-92 for patterns. *Matching thread at no additional cost

OUTLINED (HAND GUIDED) OR TUFTED THROW COVERLET

Coverlet has 10 oz. fil, a white seamless poly-cotton lining, matching thread, 1½" faced hems, **20" pillow tuck**, unless no tuck is specified. Tucks over 20" may require surcharge. Call for quote. Reversible coverlets have pillow case hems. If over 16" drop, see bedspread chart. Jumbo cord used unless specified otherwise. Tufted quilting will have approximately 6-8" spacing unless otherwise specified.



PRICE CHART

B4 - 48" to 54" fabric

Refer to coverlet sizes that will be used unless specified otherwise.

REQUIRED INFORMATION

- ✓ Product Name
- ✓ Fabric Information
- ✓ Quantity
- ✓ Size (Twin, Full, Queen or King)
- ✓ Bed width
- ✓ Bed length
- ✓ Drop
- ✓ Machine quilt pattern (Choose from Special Machine Quilt Patterns)

OPTIONS

SURCHARGE

* COM Trim at Hem	B6
* Jumbo Cord Hem	B7
* Cut Out Corner with Gusset	B6
* Fitted (includes small cording & gussets)	B7
* Split Corner (in center of bell - no gusset)	R5
* Reverse Sham (36")	B7
* Scalloped Hem	B8
* Shirred Drop	B8
* Reversible	B9
* Boxed Corners at Foot of Bed	B6
* Waterfall Foot	B6
* Reverse Sham Scalloped or Corded	B8

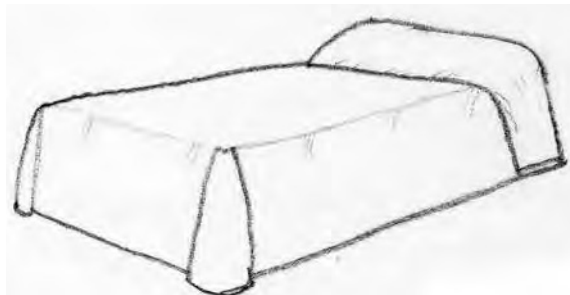
C.O.M. YARDAGE REQUIREMENTS

based on 54" solids

Bed Size	Twin	Full	Queen	King
Fabric yardage for coverlet	7	7	7.5	11.5
C.O.M. trim yardage	8.5	9	9.5	10
Cord hem yardage	1.5	1.5	2	2
Cord for fitted yardage	1.3	1.3	1.5	1.5
Reverse sham yardage	1	1	1	1.5
Scalloped hem yardage	2	2	2	2
Shirred drop face yardage add	1.5	2.25	2.5	3
Reversible yardage	7.5	7.5	11.75	11.75
Shirred drop contrast yardage	6	6.5	11.75	11.75

OUTLINED (HAND GUIDED) OR TUFTED THROW SPREAD

Bedspread has 10 oz. fil, a white seamless poly-cotton lining, matching thread, 1½" faced hems, **20" pillow tuck**, unless no tuck is specified. Reversible spreads have pillow case hems. If over 26" drop, see surcharge above. Tucks over 20" may require surcharge. Call for quote. Jumbo cord used unless specified otherwise. Tufted quilting will have approximately 6-8" spacing unless otherwise specified.



PRICE CHART

B5 - 48" to 54" fabric

Refer to spread sizes that will be used unless specified otherwise.

REQUIRED INFORMATION

- ✓ Product Name
- ✓ Fabric Information
- ✓ Quantity
- ✓ Size (Twin, Full, Queen or King)
- ✓ Bed width
- ✓ Bed length
- ✓ Drop
- ✓ Machine quilt pattern (Choose from Special Machine Quilt Patterns)

OPTIONS

SURCHARGE

* COM Trim at Hem	B6
* Jumbo Cord Hem	B7
* Cut Out Corner with Gusset	B6
* Fitted (includes small cording & gussets)	B7
* Split Corner (in center of bell - no gusset)	R5
* Reverse Sham (36")	B7
* Scalloped Hem	B8
* Shirred Drop	B8
* Over 26" Drop	B7
* Boxed Corners at Foot of Bed	B6
* Waterfall Foot	B6
* Reverse Sham Scalloped or Corded	B8
* Reversible	B10

C.O.M. YARDAGE REQUIREMENTS

based on 54" solids

Bed Size	Twin	Full	Queen	King
Fabric yardage for spreads	7.5	11.25	11.75	12.25
C.O.M. trim yardage	9.5	10	10.5	11
Cord hem yardage	1.5	2	2	2
Cord for fitted yardage	1.5	1.5	1.5	1.5
Reverse sham yardage	1	1.5	1.5	1.5
Scalloped hem yardage	2	2	2	2
Shirred drop face yardage add	2.25	3	3.75	4.5
Over 26" drop yardage	1	1	1	1
Reversible yardage	8	12	12.5	12.5
Shirred drop contrast yardage	9.5	10.5	10.5	11.5

*Matching thread at no additional cost

CUSTOM COMFORTER - MADE WITH 15.5 OZ FIL

Comforters are made with 15.5 oz. fil and NO pillow tuck, white seamless poly-cotton lining and matching thread. Comforters are available in the following patterns: Special Quilting style numbers: #2 (11"), #5 (11"), and #11 (11"). Blocks (minimum 9"), special channel (minimum 8"). Circle tack (minimum 8" apart), 2" straight tack (minimum 8" apart) or 1/4" small zig zag tack (minimum 8" apart). Thread tufted (minimum 8" apart). Some large fabric patterns may be outlined.

Note: Tack quilting will be zig zag unless specified otherwise. Not available using sheer fabric or sheer overlay. Upholstery weight fabric not available as tufted or tacked.

PRICE CHART

Using 48"-54" fabric

Special, Block or Channel Quilting

B11- Up to 16" drop + B6 (comforter fil)

B12- Over 16" drop + B6 (comforter fil)

Outline or Tufted Quilting

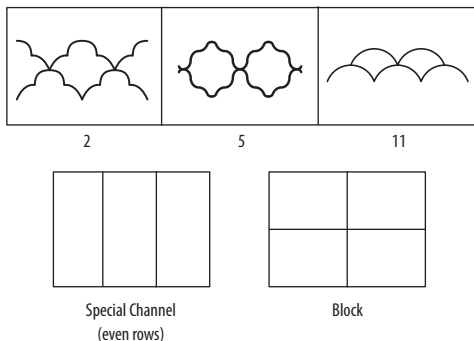
B4- Up to 16" drop + B6 (comforter fil)

B5- Over 16" drop + B6 (comforter fil)

REQUIRED INFORMATION

- ✓ Product Name
- ✓ Fabric Information
- ✓ Quantity
- ✓ Size (Twin, Full, Queen or King)
- ✓ Bed width
- ✓ Bed length
- ✓ Drop
- ✓ Quilt Pattern

Choose from:



OPTIONS

- * Comforter fil (15.5oz)B6
- * C.O.M. Trim at HemB6
- * Jumbo Cord HemB7
- * Scalloped HemB8
- * Reversible (up to 16" drop)B9
- * Reversible (over 16" drop up to 26" drop)B10

SURCHARGE

C.O.M. YARDAGE REQUIREMENTS

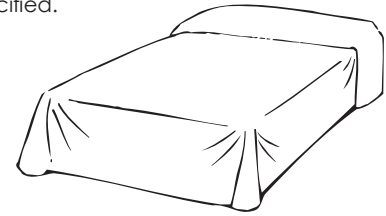
based on 54" solids

Bed Size	Twin	Full	Queen	King
Fabric yardage for comforter	6	6	6.25	9.5
C.O.M. trim yardage	7.5	8	8.25	9
Cord hem yardage	1.5	1.5	2	2
Scalloped hem yardage	2	2	2	2
Reversible yardage	6.75	6.75	10.5	10.5

For comforter weight quilted yardage only, please refer to price chart A2 +A7 for the price per linear yard. *Matching thread at no additional cost

UNQUILTED THROW BEDSPREAD

This is an unlined, unquilted spread with blindstitched hems and rounded corners. Fabric widths are serged together at seams. Maximum drop is 26". Bedspread is made with a 20" pillow tuck, unless no tuck is specified.



PRICE CHART

B1 - Unlined only (using 48" to 54" fabric)

REQUIRED INFORMATION

- ✓ Product Name
- ✓ Fabric Information
- ✓ Quantity
- ✓ Size (Twin, Full, Queen or King)
- ✓ Bed width
- ✓ Bed length
- ✓ Drop

OPTIONS

SURCHARGE

- * COM Trim at HemB6
- * Jumbo Cord HemB7
- * FittedB7
- * Lined (Fitted Only)B6 & B7

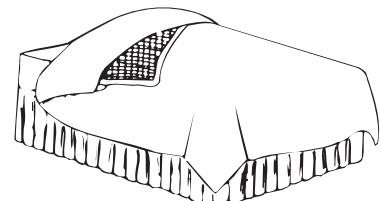
C.O.M. YARDAGE REQUIREMENTS

based on 54" solids

Bed Size	Twin	Full	Queen	King
Fabric yardage (spread)	7	7	11	11
C.O.M. trim yardage	9.5	9.9	10.3	10.9
Fabric yardage (cording)	1.2	1.5	1.5	1.5

DUVET COVER

Duvet is self-lined and pillow cased. Hook and loop (velcro closure at head). Duvets are unquilted.



PRICE CHART

B13 - Self-lined (using 48" to 54" fabric)

REQUIRED INFORMATION

- ✓ Product Name
- ✓ Fabric Information
- ✓ Quantity
- ✓ Choose Duvet Size:

Twin: (67" x 90") Queen: (88" x 95")

Full: (82" x 90") King: (108" x 95")

OPTIONS

SURCHARGE

- * Cord Hem (3 sides)B7
- * Flanged (3 sides)B7
- * COM trim at hemB6
- * Buttons (each)Z1
- * Button Holes (each)Z1
- * Invisible ZipperD5

C.O.M. YARDAGE REQUIREMENTS

based on 54" solids


Duvet Size	Twin	Full	Queen	King
Fabric yardage - self-lined	10.5	10.5	11	16.5
Fabric yardage - cording	1.2	1.5	1.5	1.5
Fabric yardage - flange	2.75	2.75	2.75	2.75

BEDSPREAD & COVERLET STYLE OPTIONS

Need more style? Choose from any of the following options and just add the surcharge to get your total! Want a style you don't see here? Just speak with one of our friendly Custom Creations representative and they will be happy to help to make your design possible.

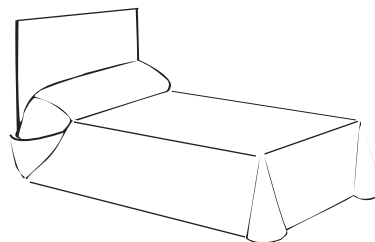
JUMBO CORD HEM

Surcharge B7



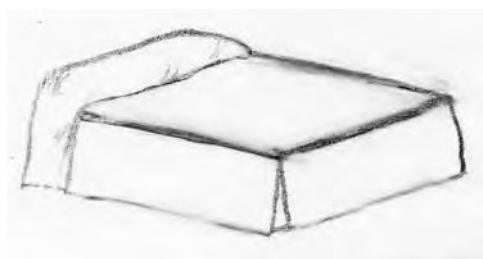
REVERSE SHAM

Surcharge B7



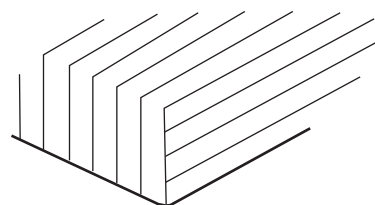
FITTED WITH CORDING & GUSSETS

Surcharge B7



BOXED CORNERS AT FOOT OF BED

Surcharge B6




SCALLOPED HEM

Surcharge B8



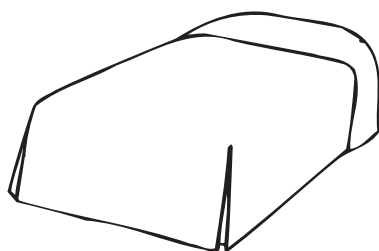
SHIRRED DROP

Surcharge B8



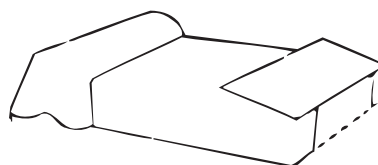
THROW WITH CUTOUT CORNERS & GUSSETS

Surcharge B6



WATERFALL FOOT

Surcharge B6



DUST RUFFLES

REQUIRED INFORMATION WHEN ORDERING DUST RUFFLES

- ✓ Product Name
- ✓ Fabric Information
- ✓ Quantity
- ✓ Size (Twin, Full, Queen or King)
- ✓ Bed width
- ✓ Bed length
- ✓ Drop

OPTIONS FOR ALL FEATURED DUST RUFFLES

SURCHARGE

* Lined.....	R4
* Band Platform	R6
* Split Corners.....	R5
* Banding - Hem.....	R6
* Three Piece.....	R5
* Velcro (per foot)	V1

TAILORED DUST RUFFLE

This style has inverted pleats at corners and at center of foot and sides on full, queen and king sizes. Corner pleats only on twin size.



PRICE CHART

R1 - Using 48" to 54" fabric price. Based on length up to 16". If over 16" drop, call for pricing.

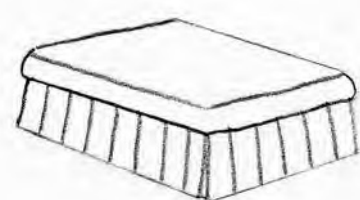
C.O.M. YARDAGE REQUIREMENTS

based on 54" solids

Bed Size	Twin	Full	Queen	King
Fabric yardage	3.5	4	4.5	5
Band platform yardage	2.25	2.25	2.5	2.5
Band hem yardage	1.5	1.75	1.75	2

BOX PLEATED DUST RUFFLE

Pleats are approximately 8" to 12" apart.



PRICE CHART

R3 - Using 48" to 54" fabric. Price based on length up to 16". If over 16" drop, call for pricing.


C.O.M. YARDAGE REQUIREMENTS

based on 54" solids

Bed Size	Twin	Full	Queen	King
Fabric yardage	5.5	6.5	7	7.5
Band platform yardage	2.25	2.25	2.5	2.5
Band hem yardage	2.5	2.75	3	3.25

SHIRRED DUST RUFFLE

This shirred style is gathered to 2 1/2 x's fullness.



PRICE CHART

R2 - Using 48" to 54" fabric. Price based on length up to 16". If over 16" drop, call for pricing.

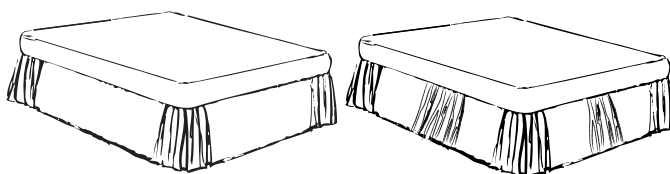
C.O.M. YARDAGE REQUIREMENTS

based on 54" solids

Bed Size	Twin	Full	Queen	King
Fabric yardage	6	6.5	7	7.5
Band platform yardage	2.25	2.25	2.5	2.5
Band hem yardage	2.5	2.75	3	3.25

CLUSTER SHIRRED DUST RUFFLE

This style has shirring at corners, center sides and center foot on full, queen and king sizes. Twin has shirring at corners only.



PRICE CHART

R2 - Using 48" to 54" fabric. Price based on length up to 16". If over 16" drop, call for pricing.

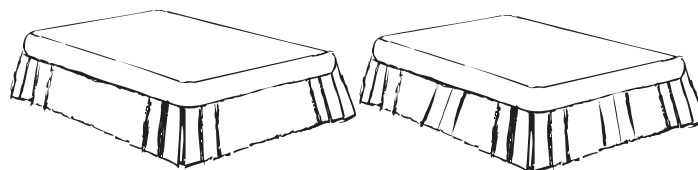
C.O.M. YARDAGE REQUIREMENTS

based on 54" solids

Bed Size	Twin	Full	Queen	King
Fabric yardage	4.75	5.25	6	6.25
Band platform yardage	2.25	2.25	2.5	2.5
Band hem yardage	2	2.25	2.5	2.5

CLUSTER BOX PLEATED DUST RUFFLE

This style has cluster pleats at corners, center sides and center foot on full, queen and king sizes. Twin has pleats at corners only.



PRICE CHART

R2 - Using 48" to 54" fabric. Price based on length up to 16". If over 16" drop, call for pricing.

C.O.M. YARDAGE REQUIREMENTS

based on 54" solids

Bed Size	Twin	Full	Queen	King
Fabric yardage	4.75	5.25	6	6.25
Band platform yardage	2.25	2.25	2.5	2.5
Band hem yardage	2	2.25	2.5	2.5

PILLOW SHAMS

REQUIRED INFORMATION FOR ALL SHAMS

- ✓ Product Name
- ✓ Fabric Information
- ✓ Quantity
- ✓ Size (Twin, Full, Queen or King)

***NOTE ABOUT LARGE REPEATS - 25" +

Fabrics with a repeat of 25" and over may need an additional repeat per sham to allow for pattern centering.
When using RM COCO fabric there will be an additional fabric repeat charged.



TAILORED SHAM

PRICE CHART

P1

OPTIONS

SURCHARGE

- * Full or Queen InsertP5
 - * King InsertP6
 - * Invisible ZipperA7
 - * Sew on COM trimA3+
- Cost of trim

C.O.M. YARDAGE REQUIREMENTS

1 ½ yds per sham



CORDED SHAM

PRICE CHART

P3

OPTIONS

SURCHARGE

- * Full or Queen InsertP5
 - * King InsertP6
 - * Invisible ZipperA7
 - * Sew on COM trimA3+
- Cost of trim

C.O.M. YARDAGE REQUIREMENTS

2 yds per sham (1 ½ yds for sham, ½ yd for cord). Small cord will be used if no cord size is specified. If using contrast cord fabric of a lower code than base fabric, the difference will be deducted.



FLANGED SHAM

PRICE CHART

P2

COM YARDAGE REQUIREMENTS

2 yds per sham. The size of flange is 3" unless otherwise specified.

OPTIONS

SURCHARGE

- * Stuffed FlangeZ1
 - * Contrast FlangeP4
 - * Scalloped FlangeA3
 - * Full or Queen InsertP5
 - * King InsertP6
 - * Invisible ZipperA7
 - * Sew on COM trimA3+
- Cost of trim



ENVELOPE SHAM

PRICE CHART

P2

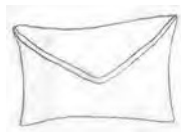
C.O.M. YARDAGE REQUIREMENTS

2 yds per sham

OPTIONS

SURCHARGE

- * Covered ButtonZ1
 - * ButtonholeZ1
 - * Full or Queen InsertP5
 - * King InsertP6
 - * Invisible ZipperA7
 - * Sew on COM trimA3+
- Cost of trim



ENVELOPE SHAM WITH CORD

PRICE CHART

P3

C.O.M. YARDAGE REQUIREMENTS

3 yards per sham. (2 yds for sham, 1 yd for cord). Small cord will be used if no cord size is specified. If using contrast cord fabric of a lower code than base fabric, the difference will be deducted.

OPTIONS

SURCHARGE

- * Covered ButtonZ1
 - * ButtonholeZ1
 - * Full or Queen InsertP5
 - * King InsertP6
 - * Invisible ZipperA7
 - * Sew on COM trimA3+
- Cost of trim



FLANGED SHAM WITH CORD

PRICE CHART

P4


COM YARDAGE REQUIREMENTS

3 ¼ yds for sham (2 ¾ yds for sham, ½ yd for cord). Small cord will be used if no cord size is specified.

OPTIONS

SURCHARGE

- * Stuffed FlangeZ1
 - * Full or Queen InsertP5
 - * King InsertP6
 - * Invisible ZipperA7
 - * Sew on COM trimA3+
- Cost of trim



RUFFLED SHAM WITH CORD

PRICE CHART

P4

COM YARDAGE REQUIREMENTS

4 yards per sham (1 ½ yds for sham, 1 ½ yds for ruffle & 1 ½ yds for cord). The size of the ruffle is 3" unless otherwise specified. If using contrast ruffle fabric of a lower code than the base fabric, the difference will be deducted.

OPTIONS

SURCHARGE

- * Pleated RuffleP2
 - * Full or Queen InsertP5
 - * King InsertP6
 - * Invisible ZipperA7
 - * Sew on COM trimA3+
- Cost of trim



RUFFLED SHAM

PRICE CHART

P3

COM YARDAGE REQUIREMENTS

3 yds per sham (1 ½ yds for sham, 1 ½ yds for ruffle). The size of the ruffle is 3" unless otherwise specified. If using contrast ruffle fabric of a lower code than the base fabric, the difference will be deducted.

OPTIONS

SURCHARGE

- * Pleated RuffleP2
 - * Full or Queen InsertP5
 - * King InsertP6
 - * Invisible ZipperA7
 - * Sew on COM trimA3+
- Cost of

HEADBOARDS – STYLES A – H

Headboards are padded with 10 oz. fiberfill. Plywood is used for the board frame. The backside is covered with RM Suede Ivory lining. Gimp is used to cover fabric edge and staples on back. Fabric pattern is matched and seams are equally balanced on each side.

STANDARD HEADBOARD SIZES – HEIGHT

INCLUDES 20" LEGS

½" tolerance on width and length

Legs are not attached for shipping.

Hardware is included to attach legs at install.

- * Twin.....41" x 51"
- * Full.....56" x 53"
- * Queen.....62" x 55"
- * King.....80" x 56"
- * California King.....74" x 56"

PRICE CHART

H1

REQUIRED INFORMATION

- ✓ Product style
- ✓ Fabric information
- ✓ Headboard width
- ✓ Headboard height (top to floor)

OPTIONS

- * Cord on outside edgeH3
- * COM trim on outside edgeH4
- * Attach covered buttons..Z1 per button
Does not include fabric
- * Attach deep tufted covered button
when foam is usedZ6 per button
- * 3" Foam added to bodyH5
- * Tucked 4" borderH6
- * Cord on inside borderH3
Must add H6 surcharge
- * Attach COM metal nail
heads.....Z7 per nail head
- * Headboard cleat instead of legs ...N/C

C.O.M. YARDAGE REQUIREMENTS

based on 54" solids

Bed Size	Twin	Full	Queen	King
Fabric yardage	2	3.5	3.5	3.5
Cord Yardage for outside edge	1	1	1	1
Cord Yardage for inside edge on border	1	1	1	1

**Allow 1/8 yard of fabric for every 10 buttons

Headboard Cleats can be used to install headboards on the wall. Able to move bed frame without moving the headboard and makes the headboard more stable.

18" wide

Screws 16" on center

Heavy gauge steel

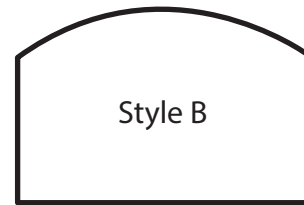
Projects 1/2" or less

1 cleat on twin, full and queen

2 cleats on king



Style A



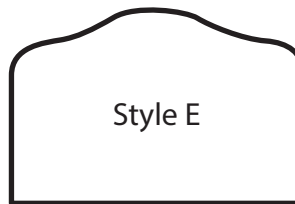
Style B



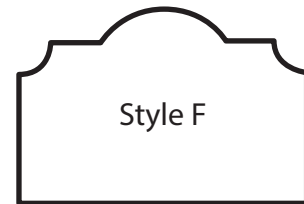
Style C



Style D



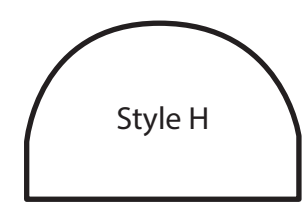
Style E



Style F



Style G



Style H

Call for Pricing on Custom Headboard Styles and Sizes.

HEADBOARDS — STYLE OPTIONS

FIGURE 1 DEEP TUFTED BUTTON 4" BORDER CORD ON INSIDE BORDER

Surcharge H5 - 3" Foam for Deep Tufted Buttons
Surcharge Z6 per Button - Deep Tufted Covered Button
Surcharge H6 - 4" Border
Surcharge H3 - Cord on Inside Border



FIGURE 3 4" BORDER CORD AND NAILHEAD

Surcharge H6 - 4" Border
Surcharge Z7 per Nailhead - C.O.M. Nailhead



FIGURE 2 COVERED BUTTON

Surcharge Z1 per Button - Covered Button




FIGURE 4 TUCKED 4" BORDER

Surcharge H6 - 4" Border



Call for Pricing on Custom Headboard Styles and Sizes.



RM COCO Decor Ltd.

1389 Southern Expressway

Cape Girardeau, MO 63703

phone: 800.325.8025 | 573.334.0517

fax: 800.501.6810 | 573.334.7483

email: customcreations@rmcoco.com

www.rmcoco.com