



TO-THE-TRADE CUSTOM PRINTING



ColorWorks™ was created with one purpose in mind—to give designers complete freedom. In an industry where customization is expected but not always accessible, ColorWorks™ allows you to bring your vision to life without compromise. Whether you're tailoring the scale of an existing pattern, recoloring a classic design, or creating something entirely new, this program puts the full spectrum of possibility in your hands.

As a print-to-order solution, ColorWorks™ is built for precision. Every fabric and wallcovering is produced on demand, ensuring exceptional clarity, consistency, and color accuracy. With more than a dozen base fabrics to choose from and the ability to control every detail—from repeat to scale to palette—your designs become truly bespoke. This guide will walk you step-by-step through the process, helping you navigate options, request quotes, and collaborate seamlessly with our team.

We know that great design is a balance of creativity, craftsmanship, and trust. That's why this guide also includes key "good-to-know" details, best practices, and workflow tips to ensure your project runs smoothly from inspiration to installation. Whether you are new to ColorWorks™ or expanding how you use it, we're here to support your ideas, simplify the process, and provide the tools you need to deliver beautiful, custom results.

Welcome to a world where color works for you.

*The ColorWorks Team*

# Table of Contents

Base Options .....	4-5
Sample Options.....	6
Helpful Information.....	7
How It Works.....	8
1. Choose an Existing Pattern.....	9
2. Customize an Existing Pattern.....	10-11
3. Upload Your Pattern .....	12
4. Send Us Your Idea .....	13
Ombré.....	14
Copyright Laws .....	15
ColorWorks™ & Custom Creations Workroom .....	16
ECO-Friendly Printing .....	17
Frequently Asked Questions.....	18-21
Textile Finishing Services.....	22



Printed On: Essential Wallpaper  
Width: 44"  
Printable Width: 27"  
Country of Origin: China

# Base Options

ColorWorks™ offers 16 carefully selected base options, providing a wide range of textures, weights, and fibers to suit any project.

Selecting the right base is critical, as it can significantly influence how colors appear once printed. Each fabric interacts differently with ink, affecting depth, vibrancy, and overall color accuracy. To help you make the best choice, we recommend obtaining a ColorWorks™ Base Deck, which allows you to explore each base's texture, weight, and print potential before starting your project.



**ESSENTIAL WALLPAPER**  
*White*  
**Width:** 42"  
**Printable Width:** 27"  
**Country of Origin:** China



**JALISCO**  
*White*  
**Width:** 59"  
**Fiber Content:** 100% Cotton  
**Country of Origin:** Spain  
**Cleaning Code:** S



**SAILAWAY**  
*Winter White*  
**Width:** 60"  
**Fiber Content:** 100% Organic Cotton  
**Country of Origin:** India  
**Cleaning Code:** S  
**Martindale Cycles:** 100,000  
*Suitable for upholstery.*



**PORTSIDE COTTON DUCK**  
*White Cap*  
**Width:** 59"  
**Fiber Content:** 100% Cotton  
**Country of Origin:** India  
**Cleaning Code:** S  
**Martindale Cycles:** 60,000  
*Suitable for upholstery.*



**ORGANIC COTTON SATEEN**  
*White*  
**Width:** 60"  
**Fiber Content:** 100% Organic Cotton  
**Country of Origin:** India  
**Cleaning Code:** S  
**Martindale Cycles:** 100,000  
*Suitable for upholstery.*



**HARBOR CLUB**  
*Muslin*  
**Width:** 57"  
**Fiber Content:** 80% Polyester, 20% Linen  
**Country of Origin:** Spain  
**Cleaning Code:** S



**ONTARIO**  
*White*  
**Width:** 55"  
**Fiber Content:** 100% Cotton  
**Country of Origin:** Spain  
**Cleaning Code:** S



**ALICANTE**  
*Natural*

**Width:** 55.5"  
**Fiber Content:** 90% Cotton,  
10% Linen  
**Country of Origin:** Spain  
**Cleaning Code:** S



**COSTELLO**  
*White*

**Width:** 55.5"  
**Fiber Content:** 90% Cotton,  
10% Linen  
**Country of Origin:** Spain  
**Cleaning Code:** S



**COSTELLO**  
*Natural*

**Width:** 55.5"  
**Fiber Content:** 90% Cotton,  
10% Linen  
**Country of Origin:** Spain  
**Cleaning Code:** S



**FERNANDO**  
*White*

**Width:** 57"  
**Fiber Content:** 100% Cotton  
**Country of Origin:** Spain  
**Cleaning Code:** S



**VALENCIA**  
*White*

**Width:** 59"  
**Fiber Content:** 70% Viscose,  
30% Linen  
**Country of Origin:** Spain  
**Cleaning Code:** S



**VALENCIA**  
*Natural*

**Width:** 59"  
**Fiber Content:** 70% Viscose,  
30% Linen  
**Country of Origin:** Spain  
**Cleaning Code:** S



**BRUGES**  
*White Optic*

**Width:** 58"  
**Fiber Content:** 100% Linen  
**Country of Origin:** China  
**Cleaning Code:** S



**PERCEPTION**  
*Pearl*

**Width:** 55"  
**Fiber Content:** 100% Silk  
**Country of Origin:** India  
**Cleaning Code:** S  
*Loses luster on printed areas.*



**VILLA**  
*White*

**Width:** 55"  
**Fiber Content:** 100% Polyester Velvet  
**Country of Origin:** China  
**Cleaning Code:** S  
**Passes:** CAL 117/SE



# Sample Options

## ***ColorWorks™ Base Sample Deck***

Explore the full spectrum of possibilities with our base sample deck, where you can see and feel each of the 15 base fabrics and wallpaper options firsthand. An indispensable tool for anyone passionate about ColorWorks™.



ORDER BASE DECK

## ***ColorWorks™ Wallpaper Sample***


Essential Wallpaper is pre-pasted and strippable. It features a scratch-resistant coating that can be cleaned with a damp towel.



ORDER WALLPAPER  
MEMO

## ***ColorWorks™ Palettes***

Order the official ColorWorks™ Palette on the base of your choice to see all 2,600+ available colors. The hex number origin is based from the Pantone® FHI (Fashion Home Interiors) TCX Color system. There are 15 fabric options to choose from, and wallpaper is offered as a separate palette.



ORDER FABRIC  
PALETTE



ORDER WALLPAPER  
PALETTE

# Helpful Information

## ***Why the choice of color palette base matters:***

Choosing the right base is a crucial first step in the ColorWorks™ process. To help you familiarize yourself with the full range of options, we recommend obtaining a Base Deck, which provides a hands-on look at each substrate's texture, weight, and print characteristics.

Each substrate absorbs ink differently, which can greatly affect the depth, vibrancy, and overall appearance of your colors once printed. We strongly recommend printing a ColorWorks™ Color Palette on your chosen base. This allows you to accurately select your colors and confirm the look of your design before committing to full production.

When selecting custom colors, it is essential to print a color palette on your chosen base. This ensures you see exactly how each color will reproduce on that specific substrate, allowing for a more accurate and confident selection.

Using HEX# 47788A from our ColorWorks™ Color Palette as an example, you can see the color difference across the different substrates emphasizing the importance of this selection.



**DIGITAL**  
HEX #47788A



**JALISCO**  
White  
HEX #47788A



**VALENCIA**  
Natural  
HEX #47788A



**VILLA**  
White  
HEX #47788A

## ***Strikeoffs: Ensuring Accuracy Before Production***

ColorWorks™ fabrics and wallpaper are printed on-demand and customized for each customer, which means all production yardage is non-returnable. Because of this, it is critical to approve a strikeoff sample before placing a full order.

Skipping this step shifts the responsibility for any unexpected results—such as color variations, incorrect scale, or repeat errors—entirely to the customer. Customers who forgo the strikeoff approval process will have no recourse regarding the final printed product.

Strike offs are a far more economical and reliable method than producing multiple yards of a print that may not meet your expectations, which would require reprinting at your own expense.

# How It Works

Embarking on your ColorWorks™ journey is simple by selecting one of the four options provided below, each tailored to suit your specific needs. Once you've chosen your preferred option, you'll gain access to a world of vibrant possibilities for your creative endeavors.

1


**Choose an Existing Pattern**  
Explore our extensive catalog featuring professionally colored print ready designs. Choose from a wide range of options to find the perfect match for your project.



- LEARN MORE
- VIEW PATTERNS

2


**Customize an Existing Pattern**  
Customize any ColorWorks™ design to fit your project perfectly by adjusting colors or scaling as needed. Achieve the ideal look with ease using our online customization tool!



- LEARN MORE
- VIEW HERE

3

**Upload Your Pattern**  
Transform your original pattern or solid color into custom fabrics and wallpaper with ColorWorks™™. Upload your design, choose your base material, and specify the quantity needed for seamless creation.



- LEARN MORE
- UPLOAD HERE

4

**Send Us Your Idea**  
Bring your ideas to life with our expert graphic designers! From basic sketches or paintings, we'll create customized repeat patterns tailored to your exact needs and specifications.



- LEARN MORE
- EMAIL



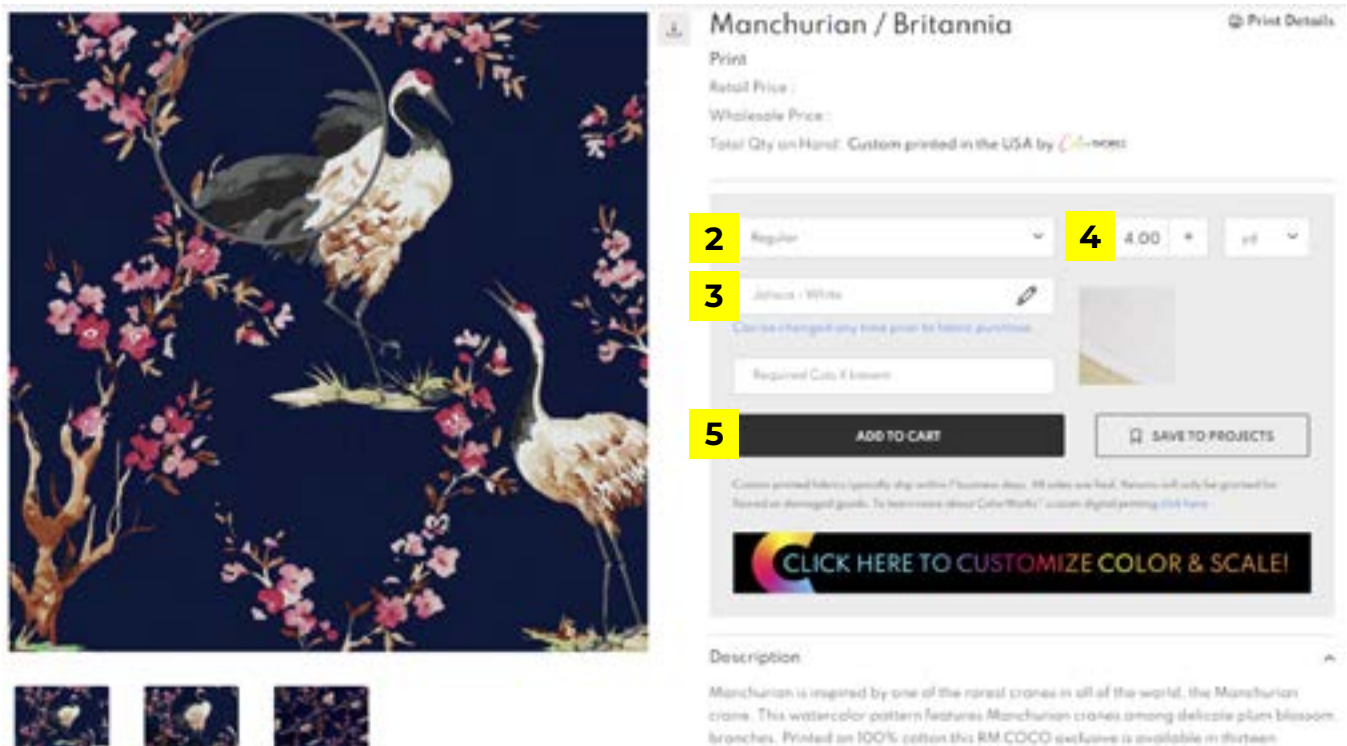
# 1. Choose an Existing Pattern

## ***How to Order:***

Navigate to RM COCO's ColorWorks™ print ready patterns:

ColorWorks™ Patterns

1. Select the pattern and color you would like printed
2. Change Order Type to Regular
3. Select Base
4. Enter quantity (yards)
5. Add to cart and proceed to checkout.



Alternatively, you can email [colorworks@rmcoco.com](mailto:colorworks@rmcoco.com) to order. Please include the following information to expedite the process:

1. Account Number
2. Pattern and color name
3. Base option
4. Yardage required
5. Ship to address with necessary purchase order number/sidemark

## 2. Customize an Existing Pattern

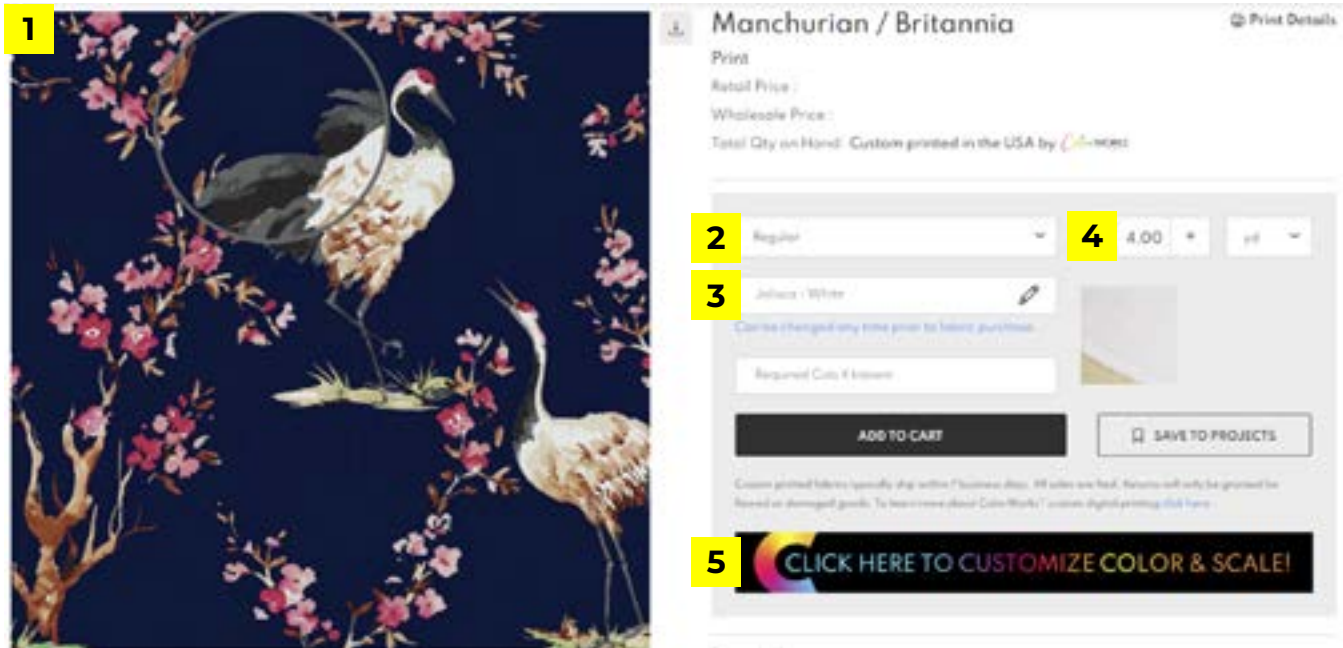
### **How to Order:**

Navigate to RM COCO's ColorWorks™ print ready patterns:

ColorWorks™ Patterns

Follow steps 1-4 on previous page and proceed with step 5 below.

5. Select the Click Here to Customize Color & Scale banner



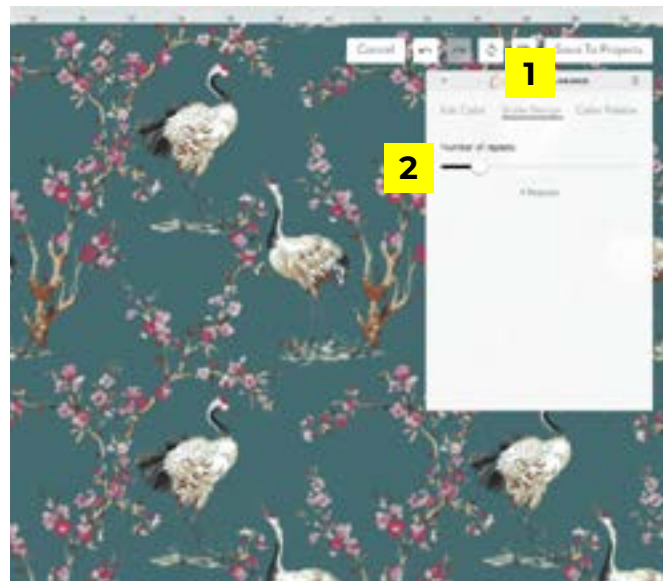
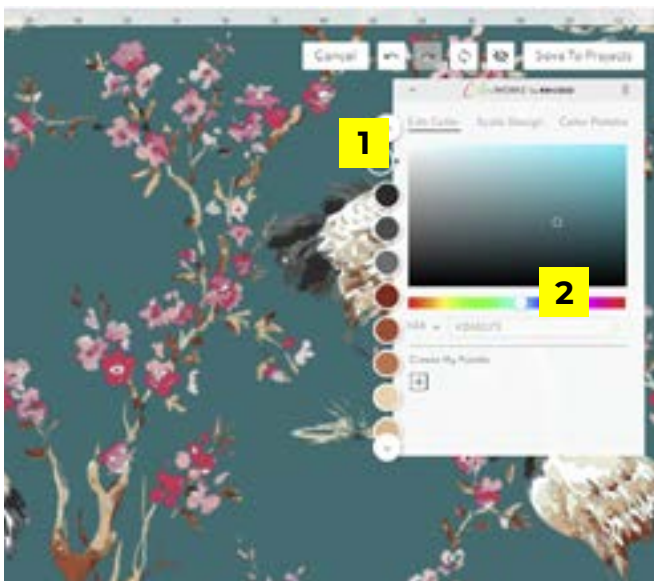
This will open up the customize tool where you can edit the color/s and pattern scale:

### **Edit Color:**

1. Select the layer you would like to change
2. Enter the hex number you have selected

### **Scale Design:**

1. Select Scale Design
2. Use the slider to adjust the number of repeats  
This is the number of horizontal repeats per the width (54")



Save To Projects instructions continued on next page. This step must be completed to place order.

## ***Save to Projects:***

You will need to save to your projects before you can proceed with ordering. There are 3 options when saving to projects.

### **Existing Client - Existing Project**

*Select this if you already have a client and project set up.*

### **Existing Client - New Project**

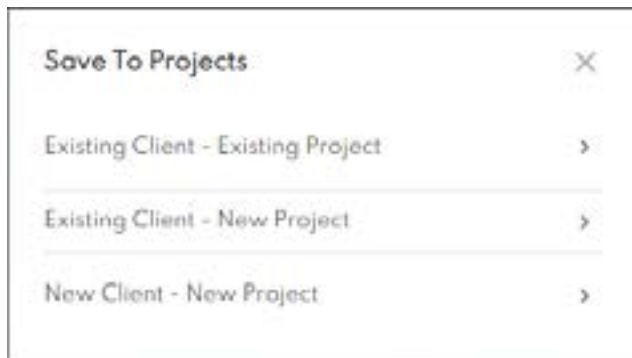
*Select this if you already have a client set up.*

### **New Client - New Project**

*Select this if you already have a client and project set up.*

Follow the prompts and select **Save**. Depending on the complexity of the design, saving could take a few minutes.

Example of New Client - New Project



The screenshot shows a 'Save To Projects' dialog box with a close button (X) in the top right corner. It contains three options, each with a right-pointing arrow:

- Existing Client - Existing Project
- Existing Client - New Project
- New Client - New Project



The screenshot shows a 'Save To Projects' dialog box with a close button (X) in the top right corner. It contains three input fields and two buttons:

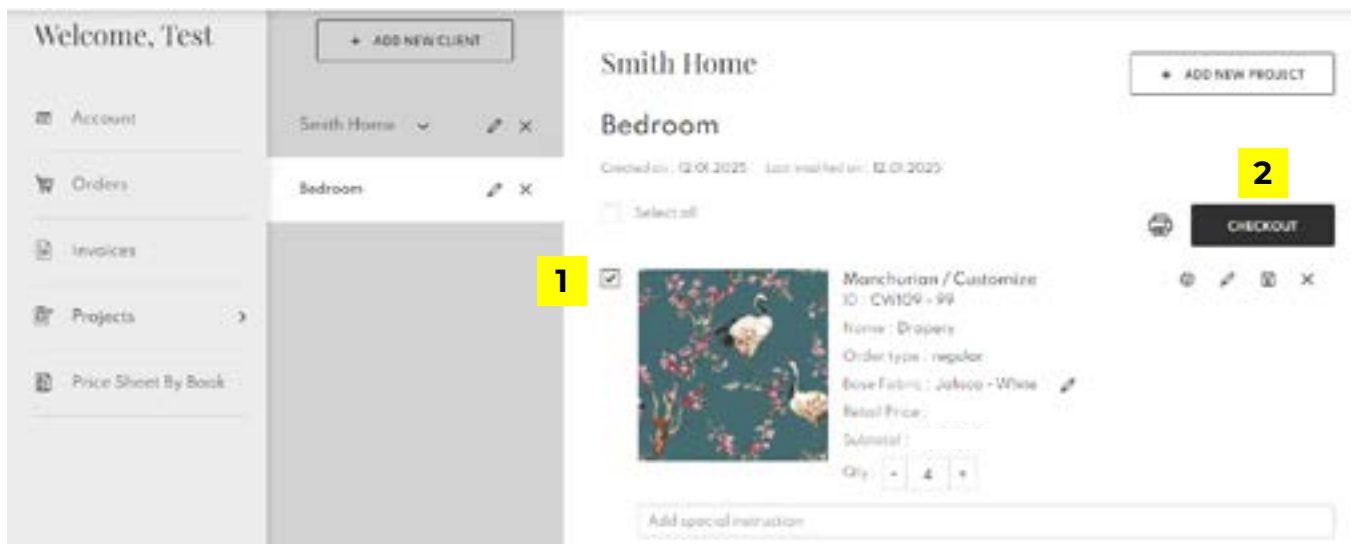
- Input field for 'Create a new Client' with the value 'Smith Home'.
- Input field for 'Create a new project' with the value 'Bedroom'.
- Input field for 'Enter Design Name' with the value 'Drapery'.
- 'Go Back' button.
- 'Save' button.

## ***Place Customized Order:***

Navigate to the project under your account name on the main menu.

1. Select the check box for the design you would like to purchase
2. Select Checkout

This will add the item to your cart. Proceed with the checkout process.



The screenshot shows the user interface for a project named 'Smith Home' under the 'Bedroom' category. The left sidebar contains a navigation menu with 'Projects' highlighted. The main area displays a list of items to be ordered, with a yellow box labeled '1' highlighting the first item. The right sidebar contains a 'CHECKOUT' button, with a yellow box labeled '2' highlighting it.

Left sidebar:

- Welcome, Test
- + ADD NEW CLIENT
- Account
- Orders
- Invoices
- Projects
- Price Sheet By Book

Main area:

- Smith Home
- Bedroom
- Checked on: 12-01-2025, Last modified on: 12-01-2025
- Select all
- Manchurian / Customize ID: CW109 - 99
- Home: Drapery
- Order type: regular
- Base Fabric: Jalsco - White
- Retail Price: \$1,200.00
- Subtotal: \$1,200.00
- Qty: 1
- Add special instruction

Right sidebar:

- + ADD NEW PROJECT
- CHECKOUT

# 3. Upload Your Pattern

## ***File Preparation:***

- Acceptable Formats: JPG or PNG
- Files must be less than 20MB
- Minimum resolution of 150 DPI
- Pattern must repeat horizontally and vertically (see section ***Other Factors to think About*** below)

For larger, higher resolution files that are unable to be uploaded on our website, you can use a file share option such as “We Transfer”, “Drop Box”, “Google Drive” etc. and send directly to: [colorworks@rmcoco.com](mailto:colorworks@rmcoco.com)

## ***Other factors to think about:***

**For fabric:** Make sure your horizontal repeat is divisible into 54”, which is our max printable width, so you can marry up the ends of your fabric.

**For wallpaper:** Make sure your horizontal repeat is divisible into 27”, which is our max printable width, so the edges will match up when your installer trims the paper at installation. All wallpaper currently ships untrimmed on 44” wide rolls.

## ***1. Select Your File***

Navigate to RM COCO’s ColorWorks™ Upload Your Print Ready File page:

Upload Your Pattern

## ***2. Confirm Copyright***

You must check the box confirming that you own the rights or have permission to use the content, and that you agree to the RM COCO Terms of Service. You can view the Terms of Service here:

Terms of Service

Copyright Laws

## ***3. Upload Your File***

Select **Upload** to proceed

## ***4. Select Your Base & Quantity***

## ***5. Add to Cart and proceed with checkout process or Save to Projects***

## 4. Send Us Your Idea

**Base Deck:** Obtain a base fabric sample deck (if you don't already have one) and select the base fabric for your project. Important: Consider the intended use of the fabric—upholstery, drapery, etc.—as some fabrics may not be suitable for certain applications.

**Color Palette:** Order a ColorWorks™ Color Palette printed on your selected base fabric. This ensures the most accurate color matching for your project.

**Design Details:** Provide a clear and detailed vision of your idea. Include inspiration photos, notes on likes and dislikes, and any other relevant details. The more information you provide upfront, the fewer edits will be needed during the design process. Include your selected HEX numbers for the colors so they can be incorporated into your new design.

EMAIL COLORWORKS™

**Design Fee:** Custom design work is billed at an hourly rate. Estimates are based on the complexity of each project. If you would like our designer to handle the design work for you—or need assistance preparing your file to be print-ready—the hourly fee will apply.

**Custom Design Process:** Custom designs typically require collaboration between the graphic artist and the customer to achieve the desired outcome. Please allow time for this process. Your initial quote includes two rounds of edits before printing; additional edits or changes after printing will incur extra fees, which will be quoted and approved before proceeding.

**You will receive a digital proof for approval.**

**Digital proofs:** Digital proofs are intended for design and layout approval only—not for final color evaluation. While they provide a general impression of how your colors may appear, all final color approvals must be based on a printed strike off produced on your selected base fabric.

**Why Digital and Printed Colors Differ:** Color on a screen and color on fabric are produced through very different processes. Just like TVs in an electronics store all look slightly different, every monitor displays color uniquely based on its technology, settings, and lighting—making an exact match between screen and print unlikely. Screens use RGB light, starting from black, while printers use CMYK ink on a white surface. Because these color systems work in opposite ways, variations in tone, depth, and saturation are unavoidable.

**A printed strikeoff remains the most reliable method  
for confirming true color on your chosen base fabric.**

**Strikeoff:** Once the digital proof is finalized, a 1 yard strikeoff sample is highly recommended for color, layout and scale approval. Strikeoff production typically takes 7–10 business days, depending on submission date and current print schedules. If further edits are needed, your designer will provide a new quote for the additional work. Color matching is a process. More than one strikeoff may be required to achieve desired results.

**Full Yardage:** Once your strikeoff is approved, contact your ColorWorks™ designer to place your full yardage order. If additional edits are required, work with your designer to revise the design, repeating the relevant steps as needed until your specifications are met.



# Ombré Process Overview

**Base Deck:** Obtain a base fabric sample deck (if you don't already have one) and select the base fabric for your project. Important: Consider the intended use of the fabric—upholstery, drapery, etc.—as some fabrics may not be suitable for certain applications.

**Color Palette:** Order a ColorWorks™ Color Palette printed on your selected base fabric. This ensures the most accurate color matching for your project.

**Design Details:** Once you have finalized your palette and selected your colors, please email them to [colorworks@rmcoco.com](mailto:colorworks@rmcoco.com) along with your chosen base fabric and the window measurements. A quote and custom design order form will be prepared for your ombré project. Production cannot begin until the signed order form is returned via email to: [colorworks@rmcoco.com](mailto:colorworks@rmcoco.com)

**Design Fee:** The cost of the custom ombré design will depend on number of color selections, dimensions, & base fabric. The simplest ombré is a single color blended out to the color of the raw base fabric. The minimum design fee is 1 hour. If you choose to create a design with several colors (4+) and specific blend ratios, your design fee will be up to 2 hours.

**Custom Design Process:** Custom designs typically require collaboration between the graphic artist and the customer to achieve the desired outcome. Please allow time for this process. Your initial quote includes two rounds of edits before printing; additional edits or changes after printing will incur extra fees, which will be quoted and approved before proceeding.

**You will receive a digital proof for approval.**

**Digital proofs:** Digital proofs are intended for design and layout approval only—not for final color evaluation. While they provide a general impression of how your colors may appear, all final color approvals must be based on a printed strike off produced on your selected base fabric.

**Custom Creations:** If you will be using Custom Creations workroom, you will need to contact [customcreations@rmcoco.com](mailto:customcreations@rmcoco.com) to obtain a drapery quote for your desired window treatment. Let them know you are working on a panel print, not a repeating pattern, with Colorworks™. The additional header/hem lengths that they need for fabrication will be added to the file prior to printing. The workroom will provide a labor-only quote, and the ColorWorks™ order will be returned to ColorWorks™ so the fabric can be ordered as a C.O.M. material. It will then be shipped directly from the print room to our workroom. ColorWorks™ will also need a copy of your workroom quote at the time of your yardage order. Note that the workroom can not give you a delivery date until they have the custom printed fabric in hand.

**Strikeoff:** Once the digital proof is finalized, a condensed 1 yard strikeoff sample is for color approval. Strikeoff production typically takes 4-6 business days, depending on submission date and current print schedules. Once you receive your strikeoff sample, you can choose to make changes for a small design fee which covers additional time to modify the file, OR if you are happy with the sample, you can then order the required yardage for your drapery project. A new design order form with the total yardage will be sent for your approval. Once the signed copy is returned, the order will be submitted for printing.

**Full Yardage:** Once your strikeoff is approved, contact your ColorWorks™ designer to place your full yardage order. The order will then be shipped directly to Custom Creations workroom.

# Copyright Laws

***Can you duplicate, replicate, reproduce, imitate, simulate, or copy out-of-stock, discontinued, or retired prints? **NO.*****

Under International Copyright Law, protection begins the moment an artist's work is created in a tangible form—such as on paper, canvas, or in a digital file. Copyright lasts for the life of the artist plus 70 years, and the artwork cannot be reproduced without permission from the original creator. Please do not request that we “tweak” or slightly change a design we do not own, as doing so would require our designers to break the law.

## ***Retired or Discontinued Patterns***

A surface designer may license their artwork or sell the rights to a new owner. Companies like RM COCO typically license artwork for a defined term. When that term expires, a pattern may be retired or discontinued, but the copyright remains with the original artist. For this reason, we cannot reproduce or recreate discontinued or retired designs, as doing so would violate active copyright.

## ***The Myth of the 30% Rule***

A common misconception is that changing 30% of a copyrighted work makes it legal to use. This is false—there is no “30% Rule.” Copyright protection covers more than exact copies, and courts consider the overall similarity of the works. Any amount of copying can constitute infringement.

## ***ColorWorks™ Custom Prints & Copyright:***

### **Customer-provided, 100% print-ready file**

You retain full copyright ownership.

### **Customer-provided file requiring modification by an RM COCO designer**

You retain rights to the original artwork; RM COCO retains rights to the modified version. The modified file cannot be taken to another printer and will be stored securely under your RM COCO account. It will not be added to our print library.

### **ColorWorks™ library prints modified by our designer or through the recolor tool**

RM COCO retains full ownership of the new version and may include it in the ColorWorks™ library.

# ColorWorks™ & Custom Creations Workroom

**Existing pattern:** If you are using an existing pattern, you may simply specify the pattern name and color on your workroom quote request.

**Customize an Existing Pattern, Upload Your Pattern or Send Us Your Idea:** If you plan to customize the scale of an existing pattern, submit your own artwork, or have a new pattern created by our designer, please coordinate with the ColorWorks™ designer first to obtain the final vertical pattern repeat before requesting a workroom quote.

Please note that any change to the repeat could affect both the yardage requirements and the workroom quote. Close communication with both departments is essential to ensure accuracy and avoid delays.

EMAIL CUSTOM CREATIONS

You can also place the ColorWorks™ order via [rmcoco.com](http://rmcoco.com) - be sure to specify the Custom Creations sales order number for reference and update the ship to:

RM COCO Custom Creations  
1389 Southern Expressway  
Cape Girardeau, MO 63703

# Eco-Friendly Printing

## *Sustainable Style Without Compromise*

ColorWorks™ is designed to be sustainable without compromise—offering the beauty, performance, and creative freedom designers expect, while significantly reducing environmental impact. Because every order is printed on demand, there is no excess inventory, no wasted yardage, and no need for mass production that strains resources. The water-based pigments and efficient digital processes minimize waste and energy usage, all while delivering vibrant color, precise detail, and exceptional durability. With ColorWorks™, sustainability isn't a sacrifice—it's an upgrade.



### **Certified Eco-Friendly Materials**

*Safe for You,  
Safe for the Planet*

.....

All RM COCO base fabrics meet OEKO-TEX® standards, ensuring they're free from harmful substances. We also offer several organic-certified bases to support sustainable sourcing. Our pigment inks are both:

- ECO-Passport certified by OEKO-TEX
- GOTS approved

These certifications demonstrate compliance with globally recognized standards for safe textile chemicals and the responsible use of organic materials.

### **Waterless Printing Technology**

*No Water. No Waste.  
No Compromise.*

.....

Our dry-process pigment printing eliminates the need for water during production—no pre-treatment, no rinsing, and no chemical-laden wastewater. Compared to traditional wet or screen-print methods, our system:

- Uses zero water
- Produces no wastewater
- Generates no chemical pollution

This streamlined workflow also simplifies operations, reduces waste, and supports a cleaner planet.

### **Efficient, Durable & Beautiful**

*Energy-Saving +  
Long-Lasting Results*

.....

The inks used in our digital printing process are free of heavy metals, formaldehyde and Alkylphenol Etholzylates (APE), making them non-hazardous, non-toxic, Eco-Friendly and 100% Biodegradable. The inks adhere to the strictest human health and environmental standards and contain no animal by products and are completely vegan friendly.

- Reduced reprints and product returns
- A soft, fashion-grade hand feel

Your clients get lasting beauty and performance—while you reduce environmental impact.

# Frequently Asked Questions

## ***General Information***

### **How is this different from other print-to-order services?**

RM COCO offers design help from a “real” person that can give personal assistance to our customers. Most other companies simply take your motif and place it into predetermined layouts with little or no interaction with an actual design assistant.

### **Is there a minimum yardage order for RM COCO ColorWorks™ patterns, re-colored prints, or a customer's custom designs?**

The minimum is one yard.

### **Is there a flat “print-only” price added to the base fabric price that determines the final per yard cost?**

No. Each base fabric has its own unique price. This is determined by several factors from working loss to print setup time required for each base fabric. The final cost per yard is determined by this, so there is not a print cost + base fabric = cost per yard formula.

### **How long does it take to print one of the RM COCO ColorWorks™ patterns?**

The approximate lead time from order approval is between 4-6 business days. This can vary depending on the volume going through the print room.

### **If water is spilled on a print will the colors run?**

No, the inks used for RM COCO prints are extremely colorfast.

### **Are the ColorWorks™ base fabrics available unprinted?**

Yes, all of our fabrics are available unprinted. Several of base fabrics are available in multiple colors in addition to the color(s) offered as print options. Items that are offered in only the white or off-white print options are also fine quality fabrics with yarns spun in Italy and woven in Spain but are limited in colors that are the most appropriate as base fabrics for printing.

### **Are RM COCO's finishing services available for ColorWorks™?**

Yes, Soil and Stain, GreenShield etc. is available.

### **If I have a question about a design, printing, changing colorations, etc. - is it best to work through those changes with my sales representative?**

For general questions about our ColorWorks™ program, your sales representative is a great resource, but for specifics about a design, printing, changing colorations, etc. your best resource is to contact [colorworks@rmcoco.com](mailto:colorworks@rmcoco.com). When it comes to manipulating channels within a design, or design coloration questions it is best to ask our Design Studio for assistance.

## ***Sampling Information***

### **Are memos available on all patterns and colors of the first fifteen patterns in the ColorWorks™ collection?**

Memos are available on the chosen base fabric for all ColorWorks™ patterns except the Digital Library. If you would like a different base fabric or a sample from the Digital Library, you must order 1 yard.



**Even the silk is available as a free memo?**

Yes, even the silk.

**What if I like the color shown, but want to see a sample on one of the other base fabrics?**

You may purchase a one yard sample of any of our patterns and colorways on any of the remaining base options for the cost of one yard of the selected base.

**On which base fabric is the ColorWorks™ color palette printed?**

You may select any of the fifteen base fabrics or wallpaper that we offer to print your palette. It is recommended that you select the base fabric or wallpaper specific to the job.

**What are Hex numbers on the ColorWorks™ Palette?**

Every color has a formula that is needed to reproduce that specific color. A HEX number is a combination of six letters and numbers that represent the formula needed to create a specific color.

**Is there a charge for the color palette?**

Yes, the cost of our color palettes is the wholesale price for one printed yard of the selected base.

**Has there been a change in base fabrics since the beginning of the ColorWorks™ program?**

No, the same base fabrics are being used in all of our programs. When we update the base fabric deck we will change the color of the printed pattern so that it will be easy to see that a customer has the most updated base fabric deck.

## ***Printing Information***

**The patterns in your first collection seem to have more ink on them than the second collection. Is less ink being used?**

No. The patterns in our first collection were produced with our original color palette which featured many clear, clean colors, but fewer colors that were softer tones and greyed colors. This is the reason the original patterns seem to have overly colorful colorways.

We expanded the color palette after the first collection was produced. There is a greater variety of tones and hue saturation from which to choose now. Our second set of patterns offers some of the softer tones, and that may be the difference you are noticing, but the same amount of ink is being used in all of our prints.

**If a customer needs to cancel an order after it is printed is that possible with a re-stocking fee?**

Unfortunately, no. Each order, even our designed and color ColorWorks™ patterns, are custom printed to order and are not stocked. The only returns allowed after printing are for flawed or damaged goods.

**What would cause a “hazy” look to a print design?**

Digital printing is different from screen printing. There is an inherent softness to digital printing as the ink is being applied through a jet of air, whereas screen printing pushes ink through a type of stencil that has a hard edge. Base fabrics can also have an optical effect on how your eye sees a finished fabric. The more textured the ground fabric, the less sharp a design may appear. Finer lines and motifs will also be affected the more textured the base fabric, and conversely, these elements will appear sharper the finer the weave of the base fabric.

## ***Copyright Information***

### **Will RM COCO own my copyrighted design?**

No. The customer retains the copyright to their designs.

### **Will RM COCO be able to offer a customer's copyrighted design for sale on their website?**

No. Only designs that RM COCO owns the copyright to will be offered to our customers. Any design sent to us will only be printed for the rightful owner of the copyrighted design.

### **Is it possible to reproduce an out-of-stock or discontinued pattern from RM COCO or another print source?**

We cannot copy any design where we do not own the copyright or have written permission from the copyright holder to print. We CAN create a NEW design with a similar feel and colorway. Out-of-stock and discontinued patterns are bound by copyright law, and cannot be reproduced without permission from the original copyright holder.

### **Can you print a discontinued print from another vendor?**

No, we cannot copy a design that is discontinued. Someone still owns the copyright to that design even when it has been discontinued. We can use the colors of that design in a similar pattern that RM COCO owns, but we can't reproduce anything that we do not own the copyright.

### **Is it possible to re-color any exclusive pattern in the ColorWorks™ brand?**

Usually, the answer is no. Patterns in the ColorWorks™ brand are the only patterns to which we own the copy right and can produce or alter. RM COCO has the distribution rights for all other exclusive patterns in our line, but we do not own the copyright to these patterns, and cannot reproduce them.

### **Can I send RM COCO a pattern to print?**

Yes, we are able to print any pattern that you own the copyright, or have written permission from the copyright holder to reproduce. Customers sending RM COCO patterns to print must certify that they are the rightful holder of the copyright of the artwork being sent. RM COCO will not knowingly print a copyrighted design. If a customer certifies that they own a copyright that they do not have rights to, the customer may have a lawsuit filed against them for copyright infringement. All legal and financial penalties for this will be the sole responsibility of party that certified ownership of a copyright that they do not own.

## ***Customize Information***

### **What colors can I use for a recoloring?**

You may purchase an RM COCO color palette which features 2600+ custom colors from which to select. Each color on the palette has its own unique HEX color formula that you simply input on the customize tool. Refer to the ***Helpful Information*** section for more information.

### **What if I need a colorway that is not shown in one of the RM COCO patterns?**

The majority of ColorWorks™ patterns are able to be recolored through the customize tool. Some of the more complex patterns may only be able to have the background color changed. The customize tool for each pattern will indicate how much or little that pattern can be changed.

**I have noticed that there are “specs” in the background of the Alsace Damask. Is this a flaw? Can those be removed? What about the textures in Guinevere? If I don't like those can they be removed?**

The specs in the background of Alsace Damask are part of the design and add texture to both the background and the main pattern. These cannot be removed without changing the overall design. Removing those texture channels will leave white specs in the design. The specs and color changes in the main design are there to add dimension to the motif. This called a melange effect and keeps the colors from having to be the exact match to coordinating patterns in a room setting.

The texture in Guinevere is also a design effect. The textured channels are there to keep the pattern from looking flat. If a non-textured look is desired it may be possible for our Design Studio to run the same color through both background and both motif screens in this pattern to achieve this look, but may not be possible with every pattern in our ColorWorks™ collection.

**Is there a charge for the recoloring?**

There is not a charge if you are utilizing the customize tool on the website. If you prefer our designer's assistance, there is an hourly fee based on complexity and an estimate will be provided to you prior to starting.

**If I need help putting my pattern into repeat, or coloring the design can RM COCO help with that?**

Yes, we can help with both. There is an hourly design fee for this service. We will evaluate each job and send a quote for approval before any design fee is charged.

**Do I have to purchase an approval sample?**

No, but we highly recommend the purchase of a strike off. This allows you to see how your design will look on the base option ahead of your production order. If you wish to make an alteration, the approval sample allows that change(s) to be made before your production order is printed.

**What if I do not like the approval sample? Is it returnable?**

Unfortunately, it is not. Each trial is custom printed, and cannot be returned.

**What if I want to make adjustments to my strike off?**

You may make any changes needed to your strike off ahead of your production order being printed. Simply submit your change(s) and a second approval will be printed. You will be charged for an additional sample at the cost of the selected base fabric.

**If I send you artwork, do I retain the copyright?**

Yes, if you send us print-ready art you will retain the copyright on that design and RM COCO will only print the design for you.

**How would a customer re-order a customer's own pattern, or re-colored pattern?**

Each pattern and colorway created for a customer will have a unique pattern number printed on the invoice for that item. RM COCO will use that number to link an order to a digital file for that pattern or colorway.

**SOIL & STAIN REPELLENT** - A soil stain repellent creates a protective barrier on fabrics, preventing soil and stains from penetrating the material. It helps maintain the cleanliness and appearance of textiles by repelling dirt and liquid spills effectively.

**FLAME RETARDANCY NFPA 701** - Flame retardancy NFPA 701 refers to a specific standard that textiles must meet to resist ignition and slow down flame spread when exposed to fire. Materials certified as meeting the 701 standard are commonly used in environments where fire safety is a concern, such as public spaces and commercial settings. NFPA 701 certificates are required for vertical fabrics in commercial spaces.

**FLAME RETARDANCY NFPA 260** - Flame retardancy NFPA 260 typically refers to a specific standard for testing the flammability of interior finishes and furnishings. Materials meeting the 260 standard are designed to minimize fire hazards by reducing the spread of flames and heat generation in residential and commercial settings. NFPA 260 certificates are required for furniture in commercial spaces.

**FLAME RETARDANCY WITH SOIL & STAIN REPELLENT** - Flame retardant treatments combined with soil and stain repellents enhance textiles by offering both fire safety and durability against dirt and spills. These dual functionalities make such treated materials suitable for environments requiring both cleanliness and fire protection, such as public transportation and healthcare facilities.

**ACRYLIC BACKING** - Acrylic backing applied to fabric provides added structure and stability, enhancing the fabric's durability and resilience. This backing also offers insulation and noise reduction properties, making it ideal for use in upholstery and drapery.

**ACRYLIC BACKING WITH FLAME RETARDANCY** - Acrylic backing with flame retardancy enhances textiles by providing both structural reinforcement and fire safety features. This combination makes such fabrics suitable for applications where both durability and compliance with fire safety regulations are critical, such as in public venues and commercial interiors.

**MILDEW RESISTANCE** - Mildew resistance applied to fabric prevents the growth of mold and mildew, ensuring longevity and cleanliness in humid environments. This feature is particularly beneficial for outdoor furniture, awnings, and shower curtains where moisture exposure is common.

**ANTIMICROBIAL FINISH** - An antimicrobial finish applied to fabric inhibits the growth of bacteria, fungi, and other microorganisms, reducing odors and promoting hygiene. This feature is valuable in textiles used for healthcare settings and bedding, where maintaining cleanliness and preventing microbial growth are priorities.

**GREENSHIELD®** - Greenshield® technology integrates a durable, eco-friendly finish that repels liquids, stains, and odors while maintaining breathability and softness. It enhances the performance and longevity of textiles in various applications, such as drapery and upholstery, minimizing the need for frequent washing and chemical treatments.