

WHEN YOU'RE IN YOUR *element*,  
IT JUST FEELS RIGHT.





# Choose Your Style



## CELLULAR

- Soft to the touch Spunlace fabrics
- Over 90 designer colors in neutral tones and bold hues
- Stylish, color coordinated headrails and bottom rails
- Light filtering and room darkening fabrics gently diffuse and block light
- Energy efficient ¾" D cell construction
- Cordless, cordless top down/ bottom up and motorized

The Elements® Shade Collection is inspired by the restorative power of nature and designed to create a feeling of calm and comfort to enhance your lifestyle and the style of your home.



## ROLLER AND SOLAR SHADES

- Clean, minimal design perfect for any room
- Designer fabrics in light filtering and blackout options
- Solar shades in 1%, 3% & 5% openness factor
- Solar shades are compliant with Massachusetts Law
- Stylish cassette, fascia and Deco valance options
- Clutch control, cordless lift control and motorized

## EXTERIOR SCREENS

- A great solution for commercial or residential applications
- Make outdoor spaces as comfortable as interior rooms
- Available in 5% openness factor
- Clutch control and motorized



## TWILIGHT SHADES

- Unique, fashion-forward design
- Distinctive alternating color and sheer fabric bands
- Band height options: 3" and 4"
- Narrow cassette design maximizes the view
- Clutch control and motorized

## DECORATIVE TEXTILE FILM

- Easy to install
- Stylish self-adhesive film available in sheer and semi-opaque textiles
- Transform your hard to cover specialty shaped windows, doors and side panels
- Flexible and versatile, can be applied to any type of window



# Cellular Shades

## Options and Operating System



### CORDLESS LIFT SYSTEM

Lift and lower the shade by slowly raising or lowering the bottomrail.




### TOP DOWN / BOTTOM UP CORDLESS

Top Down feature lets you lower the top of the shade while Bottom Up allows the shade to be raised from the bottom at the same time.



### MOTORIZATION

Shade control with the push of a button! Battery powered motor uses a rechargeable battery. Control a single shade or a group of shades with one remote.



### ADDITIONAL OPTIONS


#### TWO-ON-ONE HEADRAIL

Two separate shades on one continuous headrail that operate independently of each other.

#### SPECIALTY SHAPES


Various arch shapes available on most cellular fabrics.

## Shade Opacity Guide



### LIGHT FILTERING


Softly diffuse sunlight yet provide a moderate degree of privacy as only shadows will be discernible.



### ROOM DARKENING/ BLACKOUT

Complete privacy and light control while blocking harmful UV rays. Create that cozy space you desire for bedrooms or media rooms.

## How to Measure



### MEASURE WIDTH

Measure the width of the opening at the top, middle and bottom of the window. Order the longest measurement.



### MEASURE HEIGHT

Measure the left, center, and right side of the window opening. Order the longest measurement.



# Roller Shades

## Options and Operating Systems



### CORDLESS LIFT SYSTEM

Shade raises smoothly and stops automatically at the top of the window with a gentle tug and release of the hem.



### MOTORIZATION

A simple press of a button will raise and lower your shades providing the perfect solution for hard-to-reach windows. Control shades individually or as a group.



### CLUTCH CONTROL

The continuous control loop offers precise shade positioning while the control remains the same length. Cord is covered with safety shroud.



### DUAL SHADE

Mount two shades in one opening to create versatile light control and privacy levels for any room.



### STANDARD ROLL (LEFT) REVERSE ROLL (RIGHT)

On standard roll, the material comes off the back of the roller. On reverse roll, the fabric comes off the front of the roller.

Standard roll is recommended for most applications.



### PLAIN HEM

Aluminum slat heat-sealed into hem pocket



### PRIVACY STRIPS

- A L-shaped channel attaches with tape or self-tapping screws to your window frame to cover light gaps. Works best with: Blackout Cellular or Roller Shades.
- Available in 5 colors to match your window: White, Ivory, Black, Aluminum, Bronze
- Size: 1 1/2" x 3"; Requires 1" mounting space
- Maximum length 108"
- Mount behind the shade material.



### CLUTCH CONTROL SAFETY SHROUD

Available in three designer colors  
White, Black & Clear

# Roller Shades

## Design Options



### DECO VALANCE

Installation is a snap with the use of magnets. Available with clutch, cordless lift or motorized.



### FASCIAS

Offered in both 3", 4" and 5" sizes. Available with clutch or motorized.



### CASSETTE SYSTEMS


The popular cassette system is shipped as one complete assembly for easy installation. Available with clutch, cordless lift or motorized.




### HEM BARS

Choice of solid aluminum colors (shown left) or fabric wrapped (shown right).


### AVAILABLE IN FIVE DESIGNER COLORS




### 3" AND 4" FASCIAS AVAILABLE IN FIVE DESIGNER COLORS




### AVAILABLE IN FIVE DESIGNER COLORS INCLUDES MATCHING FABRIC INSERT



### AVAILABLE IN FIVE DESIGNER COLORS



### 5" FASCIA AVAILABLE IN THREE DESIGNER COLORS



**!WARNING/ADVERTENCIA**

Window Blind Cord Can **STRANGLE** Your Child. To prevent strangulation, purchase cordless products or products with inaccessible cords.

La cuerda de la persiana puede **ESTRANGULAR** a su niño. Para evitar estrangulamiento, compre alternativas cuerda o productos con cuerdas inaccesibles.







## Exterior Screens

### Options and Operating Systems

#### MOTORIZATION

A simple press of a button will raise and lower your shades providing the perfect solution for hard-to-reach windows. Control shades individually or as a group.

#### CLUTCH CONTROL

The continuous control loop offers precise shade positioning while the control remains the same length. Cord is covered with safety shroud.

#### ZIP SCREEN

The ultimate external screening solution for any outdoor area or window. Specially designed for alfresco-entertaining areas such as pergolas, verandas, and balconies, it offers privacy and protection from the sun, wind, rain, and insects all year round.

## Twinlight Shades

### Options and Operating System

#### MOTORIZATION

A simple press of a button will raise and lower your shades providing the perfect solution for hard-to-reach windows. Control shades individually or as a group.

#### CLUTCH CONTROL

The continuous control loop offers precise shade positioning while the control remains the same length. Cord is covered with safety shroud.



## Decorative Textile Film

#### SELF-ADHESIVE

Easy to install. Can be used on all types of windows, regardless of type, shape or size. Sheer and semi-opaque textile film options.

# Motorization







Shade control with the push of a button! Battery powered motor uses a rechargeable battery. DC optional controls connect to power, no need to recharge. Control a single shade or group of shades with one remote. Take shade control to the next level using the R-TEC Automation Hub and App.

**MOTORIZATION IS AVAILABLE ON CELLULAR, ROLLER/SOLAR AND TWINLIGHT SHADES**







The Hub and R-TEC Automation® App integration allow window treatments to be controlled directly from a smartphone or integrated device while at home or away. Available on the Apple® App Store or Google Play™.

## FEATURES


-   
2-WAY RF COMMUNICATION
-   
LEVELING CONTROL
-   
PREFERRED UPPER/LOWER LIMIT SETTINGS
-   
FAVORITE POSITION
-   
ADJUSTABLE SPEED
-   
QUIET OPERATION

WIREFREE AND DC FEATURES

## POWER OPTIONS

-   
BATTERY POWERED
-   
BATTERY PACK
-   
BATTERY TUBE
-   
POWER SUPPLY

## SOLAR

-   
SOLAR PANEL BATTERY CHARGER

## R-TEC SMART CONTROLS



HANDHELD REMOTES  
1, 5 OR 15 CHANNEL



SURFACE MOUNT WALL SWITCH  
5 CHANNEL



WALL BOX MOUNT SWITCH  
15 CHANNEL



WI-FI TO ARC BRIDGE HUB  
2-WAY RF



INTERIOR SUN SENSOR



ARC USB SIGNAL REPEATER AND CHARGER

