



WOOD
HARDWARE



2025 RETAIL PRICE LIST

CLASSIC DESIGNS

The Finestra® Wood Hardware collection offers the perfect combination of classic finial designs in 2" and 1 3/8" diameters and furniture-quality finishes that coordinate seamlessly with decorative elements throughout the home.

Style meets function by pairing our finials with our variety of traverse solutions, including Automated or Manual Baton and Cord Draw systems.

Look for systems with no physical operating cords, ensuring the ones we care about most are protected and safe. 

TABLE OF CONTENTS

Automated Traverse Systems	pages 4 - 7
Manual Traverse Systems	pages 8 - 13
1 3/8" Finials, Poles, Brackets & Rings	pages 14 - 16
2" Finials, Poles, Brackets & Rings	pages 16 - 18
Holdbacks	page 18
Sales Tools	page 19

FURNITURE-QUALITY FINISHES

QUICK SHIP FINISHES

Espresso.....	ES
Mahogany.....	MA
Walnut.....	WA
Pecan.....	PE
Antique White.....	AW
Unfinished (Stationary systems only).....	UF

*Quick Ship orders will ship the same day if ordered by 3 PM EST. Please allow a 5 day lead time on manual traverse system orders and a 10 - 15 day lead time on automated traverse system orders.

CUSTOM SHIMMER FINISHES

For a minimal 25% surcharge, we will add a light shimmer of gold or silver to accentuate your Finestra Wood Hardware Finish.

Espresso/Gold Shimmer.....	ES/GS	Espresso/Silver Shimmer.....	ES/SS
Mahogany/Gold Shimmer.....	MA/GS	Mahogany/Silver Shimmer.....	MA/SS
Walnut/Gold Shimmer.....	WA/GS	Walnut/Silver Shimmer.....	WA/SS
Pecan/Gold Shimmer.....	PE/GS	Pecan/Silver Shimmer.....	PE/SS
Antique White/Gold Shimmer.....	AW/GS	Antique White/Silver Shimmer.....	AW/SS

*Please allow a 5 day lead time on all custom shimmer finishes.

FIND THE PERFECT SYSTEM

We want your client's next Finestra® Wood Hardware system to be **perfect**. Crafted from durable, easy-to-clean wood or resin with timeless finial styles, our systems are designed to last for years. When your client is ready for a style refresh, simply order a different finial design, or swap their decorative fascia on traverse systems for a different shape, style or finish.

We offer four system types and three easy ways to order, making it effortless to discover the perfect system.



AUTOMATED TRAVERSE SYSTEM



2" or 1 ³/₈" diameter smooth or reeded fascias on automated track with slim drapery motor and selection of control & integration. Available in single or double track systems, with white or bronze pinch pleat or Ripplefold components.



MANUAL BATON DRAW TRAVERSE SYSTEM



2" or 1 ³/₈" diameter smooth or reeded wood in 4' - 12' continuous fascias, splice for longer lengths. Available in single or double track systems, with white or bronze pinch pleat or Ripplefold components, with coordinating batons.



MANUAL CORD DRAW TRAVERSE SYSTEM

2" or 1 ³/₈" diameter smooth or reeded wood in 4' - 12' continuous fascias, splice can be used for longer lengths. Available in single or double track systems, with pinch pleat or Ripplefold carriers and components, in white or bronze.



STATIONARY SYSTEM



2" or 1 ³/₈" diameter smooth or reeded wood in 4' - 12' continuous poles, splice can be used for longer lengths. Available in single standard, corner, bay or ceiling systems and double standard systems. Coordinating accessories including rings, batons and holdbacks.

01 CUSTOM SOLUTIONS

Use our online Design your Window feature to create your client's system, component-by-component in real-time, or opt for our interactive order forms with easy step-by-step instructions.

bit.ly/FSW-Custom-Solutions

02 WEB ORDER

Order quick-ship, quality products on our easy-to-use website, and take advantage of same day shipping if placed by 3 PM EST. Just add to cart and checkout with your trade account.

FinestraWoodHardware.com

03 SALES ASSOCIATE

Our in-house experts will help order your next system by components or any Custom Solutions system you need over the phone. Get your questions answered and order placed at the same time!

1-800-343-4542

AUTOMATED TRAVERSE SYSTEMS

Let Rowley® do the work for you with *Custom* Solutions



- Our in-house experts will fully assemble your Finestra® Wood Hardware Automated Traverse System, custom cut to your exact specification.
- Ships in 10 - 15 business days.
- Single or Double. Wall Mount. Pinch Pleat or Ripplefold.
- Includes Track(s), Fascia, Motor(s), Power Option(s), Pulleys, Brackets, Master Carriers, Carriers, End Hooks, End Stops, Drive Belt & Clips, labor & packaging. Price includes selection of 1 Handheld Remote; other Control & Integration sold separately. Does not include finials or end caps.
- Continuous Fascia Length: 4' - 12'. Spliced Length: up to 36'.

	Description	Item #	Diameter	Length	Finishes	UOM	SINGLE	DOUBLE
	Smooth, Reeded	CSRTFSW138	1 3/8"	4'	ES, MA, WA, PE, AW	EA	\$1,564.05	\$3,011.25
	Smooth, Reeded	For Double Systems, add DBL to the item #	1 3/8"	6'	ES, MA, WA, PE, AW	EA	\$1,653.94	\$3,191.02
	Smooth, Reeded	Price / add'l ft	1 3/8"	8'	ES, MA, WA, PE, AW	EA	\$1,743.83	\$3,370.80
	Smooth, Reeded	up to 36' (spliced): Single: \$44.94	1 3/8"	10'	ES, MA, WA, PE, AW	EA	\$1,833.72	\$3,550.58
	Smooth, Reeded	Double: \$89.89	1 3/8"	12'	ES, MA, WA, PE, AW	EA	\$1,923.60	\$3,730.35
	Smooth, Reeded	CSRTFSW200	2"	4'	ES, MA, WA, PE, AW	EA	\$1,620.23	\$3,069.68
	Smooth, Reeded	For Double Systems, add DBL to the item #	2"	6'	ES, MA, WA, PE, AW	EA	\$1,755.06	\$3,339.34
	Smooth, Reeded	Price / add'l ft	2"	8'	ES, MA, WA, PE, AW	EA	\$1,889.90	\$3,609.00
	Smooth, Reeded	up to 36' (spliced): Single: \$67.42	2"	10'	ES, MA, WA, PE, AW	EA	\$2,024.73	\$3,878.67
	Smooth, Reeded	Double: \$134.83	2"	12'	ES, MA, WA, PE, AW	EA	\$2,159.56	\$4,148.33

Motorized Ripplefold or Pinch Pleat

For double systems, add DBL to the item #

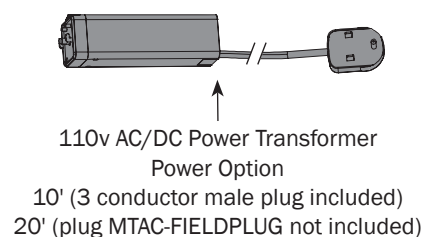
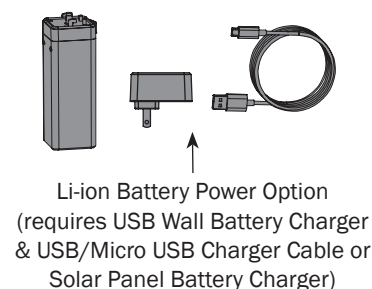
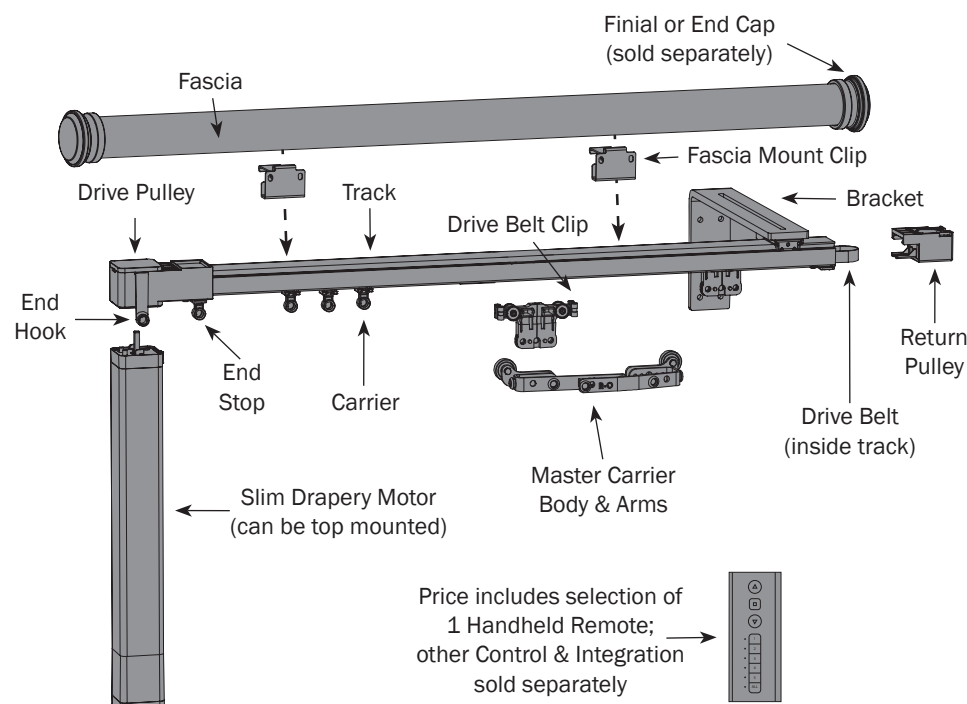
Order using the *Custom Solutions* order form



or online using our

DESIGN your WINDOW ►

feature »

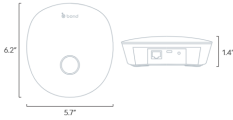











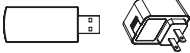
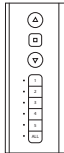
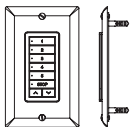
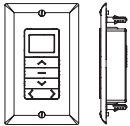
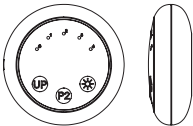


CONTROL & INTEGRATION

AUTOMATE®

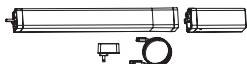
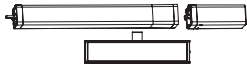





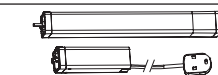





Control draperies effortlessly with the touch of a button or voice command. Select which control is right for your project:

- Hub and App integration allows draperies to be controlled directly from a smartphone or integrated device while at home or away.
 - Select from the Bond Bridge Pro with Bond Home App, or the Automate® Pulse 2 Hub & App.
 - Available in the Apple® App Store or Google Play™.
- As an alternative, remotes and wall switches allow for individual, group and all control for a customized solution with 1, 2, 5 or 15 channel options.

	Description	Item #	Color, Range	UOM	Wholesale Cost
	Bond Bridge Pro Wi-Fi Hub Ceiling or Wall Mount 3 year warranty	BD-1750	White, Range: 3,500 sq. ft.	EA	\$401.74
	Bond Home App Streamline your R-TEC Automation® and Automate® Motors in one App	   			FREE
	Automate® Pulse 2 Wi-Fi Hub 2-Way RF	MT02-0401-067001	White, Range: 60'	EA	\$286.52
	Automate® Pulse 2 App	   			FREE
	Automate® ARC USB Signal Repeater <i>*Color may vary.</i>	Repeater MT02-0401-069007	Extends the wireless range of the Automate®	EA	\$134.83
		Wall Charger MT03-0301-069008	Pulse 2 Hub and Remotes up to 60' <i>Maximum 2 repeaters per system or network</i>	EA	\$16.85
	Automate® Handheld Remotes with Wall Mounts	Push1 Ch MT02-0101-067010	White, Range: 65'	EA	\$73.03
		Push1 Ch MT02-0101-050010	Black, Range: 65'	EA	\$73.03
		Push5 Ch MT02-0101-067004	White, Range: 65'	EA	\$78.65
		Push5 Ch MT02-0101-050004	Black, Range: 65'	EA	\$78.65
		Push15 Ch MT02-0101-067008	White, Range: 65'	EA	\$84.27
		Push15 Ch MT02-0101-050008	Black, Range: 65'	EA	\$84.27
	Automate® Surface Mount Wall Switch 5 Channel	MTRF-WS5-FLUSH	White, Range: 65'	EA	\$78.65
	Automate® Cut-In Wall Mount Switch <i>Requires RTMSMB/W for installation</i>	1 Channel MTRF-WS-1C	White, Range: 65', requires RTMSMB/W	EA	\$56.90
		2 Channel MTRF-WS-2C	White, Range: 65', requires RTMSMB/W	EA	\$63.58
		15 Channel MTRF-WS-15	White, Range: 65', requires RTMSMB/W	EA	\$84.27
		Wall Back Box RTMSMB/W	White, Surface Mount Wall Back Box	EA	\$9.55
	Automate® Interior Sun Sensor	MTRF-SUNSENS	White, Range: 65'	EA	\$50.56

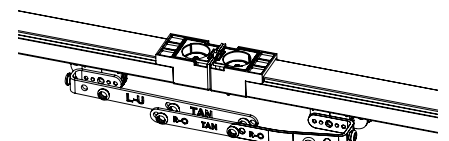
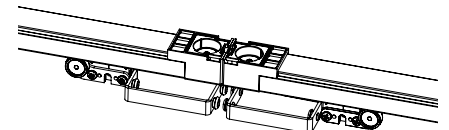
MOTOR & MOTOR ACCESSORIES

AUTOMATE®

		Description	Item #	Color	UOM	Wholesale Cost
Li-ion Battery Powered		Li-ion Battery Motor Kit: includes Drapery Motor, Li-ion Battery, Charger & USB Cable	RTMLDKIT	White	EA	\$393.26
		Li-ion Battery Motor Kit: includes Drapery Motor, Li-ion Battery & Solar Panel	RTMLDS2KIT	White; Black and Aluminum	EA	\$528.09
		Slim Drapery Motor	MT01-2101-069002	White	EA	\$224.72
		Li-ion Battery (requires USB Wall Battery Charger & USB/Micro USB Charger Cable)	MT03-0305-069004	White	EA	\$134.83
		USB Wall Battery Charger, 5V, 2A	MT03-0301-069008	White	EA	\$16.85
110v AC/DC Powered		USB/Micro USB Charger Cable, 157"	MT03-0301-069007	White	EA	\$16.85
		Solar Panel Battery Charger: includes L-Bracket, Fasteners, Micro USB & USB C Cables	MT03-0302-067002	Black and Aluminum	EA	\$134.83
		110v AC/DC Power Transformer Motor Kit: includes Drapery Motor, 110v AC/DC Power Transformer 10' with 3 Conductor Male Plug	RTMLDACKIT	White	EA	\$331.46
		Slim Drapery Motor	MT01-2101-069002	White	EA	\$224.72
		110v AC/DC Power Transformer 10' (plug MTAC-FIELDPLUG included)	MT03-0305-069005	White	EA	\$78.65
Recommended for use with track up to 24' & drapery weight up to 77 lbs.		110v AC/DC Power Transformer 20' (plug MTAC-FIELDPLUG not included)	MT03-0305-069006	White	EA	\$84.27
		3 Conductor Male Plug	MTAC-FIELDPLUG	White	EA	\$28.09
		18 Channel Power Distributor (ac power cord MT03-0304-050007 not included - see below. Requires 16/2 to 24/2 gauge cable hookup; cable not sold by Rowley® - refer to the product info sheet for cable size at bit.ly/18-ch-dist-cable)	MT03-0301-411005	Aluminum	EA	\$280.86
		AC Power Cord for 18 Ch Power Distributor, 6'	MT03-0304-050007	Black	EA	\$20.14
		Adapters for Slim Drapery Motor to Power Distributor (*10 pieces per pack)	RTMDMA	Black	EA	\$20.14 *

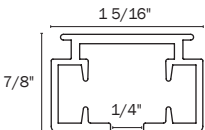
TANDEM CAPABILITY FOR AUTOMATED TRACK SYSTEMS

Tandem capability automated systems utilize two drapery motors and are used for draperies that exceed the maximum single motor capacity. Available with Butt Master One-Way Draw Arms RTMDTOB (Ripplefold draperies), or Overlap Tandem Center Draw Arms RTMDTCDTAN (Pinch Pleat or Ripplefold draperies). Please contact Rowley® for details.





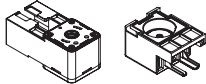


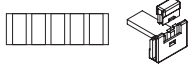


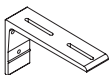

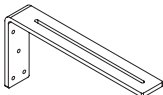


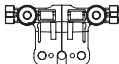

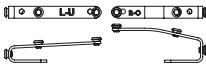
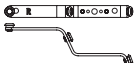
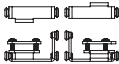
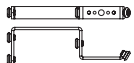










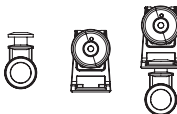








AUTOMATED TRACK

*Components are white. Look for the **/BR** icon for components available in bronze and add /BR at the end of the item number to order.

Style	Item #	Length	FULL PACK		BROKEN PACK	
			UOM	QTY	Wholesale Cost	Wholesale Cost
 <p>Automated Track Maximum continuous length: 19'; Spliced up to 36'</p>	RTMDT/8 /BR	8'	EA	24	\$37.08	\$42.70
	RTMDT/12 /BR	12'	EA	24	\$55.62	\$64.05
	RTMDT/16 /BR	16'	EA	24	\$74.16	\$85.39
	RTMDT/19 /BR	19'	EA	24	\$87.93	\$101.40
	RTMDTS /BR		EA	24	\$3.10	\$3.37

AUTOMATED COMPONENTS

*Components are white. Look for the  icon for components available in bronze and add /BR at the end of the item number to order.

Components are white. Look for the  icon for components available in bronze and add /BR at the end of the item number to order.					FULL PACK		BROKEN PACK
	Style	Item #	Description	UOM	QTY	Wholesale Cost	Wholesale Cost
	Pulleys (1 Drive Pulley & 1 Return Pulley for One-Way Draw; 2 Drive Pulleys for Center Draw)	RTMDSS50DP 	Drive Pulley	EA			\$14.33
		RTMDSS50RP 	Return Pulley	EA			\$14.33
	Drive Belt and Clip	RTMDDB10	Drive Belt	109 YDS/ROLL			\$365.17
		RTMDDBC10	Drive Belt Clip	4/PK			\$2.53
	Single Wall Bracket	TB035 	3 ½" - 4 ½" Projection Ceiling clip not included.	EA	25	\$3.66	\$3.93
	Single or Double Wall Bracket	TB060 	Front Projection 5 ½" - 6 ¼" Rear Projection 2 ½" - 3 ½" Ceiling clips not included.	EA	25	\$5.06	\$5.34
	Single or Double Wall Bracket	TB100 	Projection 3 ½" - 11" Ceiling clips not included.	EA	25	\$7.87	\$8.43
	Fascia Mount Clip	RTMDTFC	Fascia Mount Clip for Automated Track	EA	25		\$2.81
	Master Carrier Body	RTMDTMCB 	Arms sold separately; must order one master carrier body per arm.	EA	25	\$3.93	\$4.49
	Universal Master Carrier Arms	RTMDTCD	Center Draw. Pair.	EA	25	\$5.06	\$5.34
		RTMDTCDTAN	Tandem Center Draw. Pair.	EA	25	\$7.30	\$7.87
	Universal Master Carrier Arm	RTMDTOL	One-Way Draw. Left.	EA	25	\$2.81	\$3.09
		RTMDTOR	One-Way Draw. Right.	EA	25	\$2.81	\$3.09
	Ripplefold Butt Master Carrier Arms	RTMDTCDB	Center Draw. Pair.	EA	25	\$5.58	\$6.14
	Ripplefold Butt Master Carrier Arm	RTMDTOB	One-Way Draw. Right or Left.	EA	25	\$2.81	\$3.09
	End Hook for Pinch Pleat	RTMDTPPEH 	Pinch Pleat End Hook for Automated Track	10/PK	10	\$2.81	\$3.09
	End Stop for Pinch Pleat	RTMDTPPES 	Pinch Pleat End Stop for Automated Track	EA	25	\$2.25	\$2.53
	Pinch Pleat Carrier	CP40 	Pinch Pleat Carrier for Automated Track	10/PK	10	\$3.32	\$3.65
	End Hook for Ripplefold	RTMDTRFEH 	Ripplefold End Hook for Automated Track	10/PK	10	\$2.81	\$3.09
	End Stop for Ripplefold	RTMDTRFES 	Ripplefold End Stop for Automated Track	EA	25	\$2.25	\$2.53
	Ripplefold Carriers by Pack	R2050 	Short Replacement Pendant	10/PK	10	\$2.36	\$2.64
		R4051 	Replacement Body	10/PK	10	\$3.66	\$3.88
		R4052 	Short Complete Roller Carrier	10/PK	10	\$5.79	\$6.40
	Ripplefold Roller Carrier, detachable pendant, partial roll with 166 carriers.	R4120/P 	1 ⅞" Spacing, 120% Fullness	166/ROLL			\$117.98
		R4100/P 	2 ⅞" Spacing, 100% Fullness	166/ROLL			\$117.98
		R4080/P 	2 ¾" Spacing, 80% Fullness	166/ROLL			\$117.98
		R4060/P 	2 ⅝" Spacing, 60% Fullness	166/ROLL			\$117.98

BATON DRAW - MANUAL TRAVERSE SYSTEMS

Let Rowley® do the work for you with *Custom Solutions*



- Our in-house experts will fully assemble your Finestra® Wood Hardware Baton Draw Traverse System, custom cut to your exact specification.
- Ships in 5 business days.
- Single or Double. Wall Mount. Pinch Pleat or Ripplefold.
- Includes Track(s), Fascia, Brackets, Carriers, Master Carriers, End Stops, labor & packaging. See page 9 for baton options and pricing - sold separately. Does not include finials.
- Continuous Fascia Length: 4' - 12'. Spliced Length: up to 36'.

Description	Item #	Diameter	Length	Finishes	UOM	SINGLE	DOUBLE
Smooth, Reeded	CSFSWT1384003N/	1 3/8"	4'	ES, MA, WA, PE, AW	EA	\$285.39	\$456.18
Smooth, Reeded	For double systems, add /D to the item #	1 3/8"	6'	ES, MA, WA, PE, AW	EA	\$411.24	\$653.94
Smooth, Reeded	Price / add'l ft	1 3/8"	8'	ES, MA, WA, PE, AW	EA	\$537.08	\$851.69
Smooth, Reeded	up to 36' (spliced): Single: \$62.92 Double: \$98.88	1 3/8"	10'	ES, MA, WA, PE, AW	EA	\$662.92	\$1,049.44
Smooth, Reeded		1 3/8"	12'	ES, MA, WA, PE, AW	EA	\$788.77	\$1,247.20
Smooth, Reeded	CSFSWT2004003N/	2"	4'	ES, MA, WA, PE, AW	EA	\$341.57	\$512.36
Smooth, Reeded	For double systems, add /D to the item #	2"	6'	ES, MA, WA, PE, AW	EA	\$489.89	\$737.08
Smooth, Reeded	Price / add'l ft	2"	8'	ES, MA, WA, PE, AW	EA	\$638.20	\$961.80
Smooth, Reeded	up to 36' (spliced): Single: \$74.16 Double: \$112.36	2"	10'	ES, MA, WA, PE, AW	EA	\$786.52	\$1,186.52
Smooth, Reeded		2"	12'	ES, MA, WA, PE, AW	EA	\$934.84	\$1,411.24

**Baton Draw
Ripplefold or
Pinch Pleat
No Rings**


For double systems,
add /D to the item #

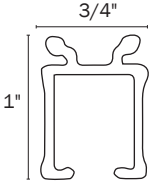






Order using the *Custom Solutions* order form  or online using our [DESIGN your WINDOW](#) feature » 



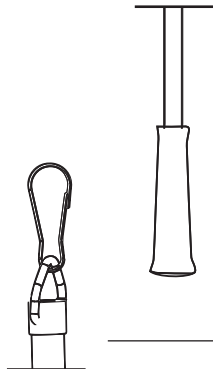
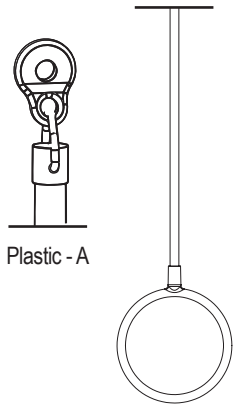
*Custom Solutions are final sale, non-returnable.

BATON DRAW TRACK

*Components are white. Look for the  icon for components available in bronze and add /BR at the end of the item number to order.

Style	Item #	Length	UOM	QTY	FULL PACK		BROKEN PACK
					Wholesale Cost	Wholesale Cost	Wholesale Cost
 <p>Baton Draw Track Maximum continuous length: 20'; Spliced up to 36'</p>	4003N/8 	8'	EA	24	\$14.05	\$17.70	
	4003N/10 	10'	EA	24	\$17.70	\$21.91	
	4003N/12 	12'	EA	24	\$21.07	\$26.40	
	4003N/14 	14'	EA	24	\$24.44	\$30.62	
	4003N/16 	16'	EA	24	\$28.09	\$35.12	
	4003N/20 	20'	EA	24	\$35.12	\$43.82	
Track Splice	4003/TS		EA			\$6.74	

DECORATIVE BATONS

	Description	Item #	Finishes	UOM	Suggested Retail Price (SRP)	
					Wholesale Cost	Wholesale Cost
 <p>Steel - S</p>	36" Baton with Plastic Attachment	FSW312A/	ES, MA, WA, PE, AW*	EA	\$30.34	
	36" Baton with Steel Clip	FSW312S/	ES, MA, WA, PE, AW*	EA	\$30.34	
	48" Baton with Plastic Attachment	FSW314A/	ES, MA, WA, PE, AW*	EA	\$34.83	
	48" Baton with Steel Clip	FSW314S/	ES, MA, WA, PE, AW*	EA	\$34.83	
	60" Baton with Plastic Attachment	FSW316A/	ES, MA, WA, PE, AW*	EA	\$40.45	
	60" Baton with Steel Clip	FSW316S/	ES, MA, WA, PE, AW*	EA	\$40.45	
 <p>Plastic - A</p>	48" Handicap Baton with Plastic Attachment	BA79A	Clear	EA	\$12.36 **	
	48" Handicap Baton with Steel Clip	BA79S	Clear	EA	\$15.45 **	
	60" Handicap Baton with Plastic Attachment	BA78A	Clear	EA	\$14.89 **	
	60" Handicap Baton with Steel Clip	BA78S	Clear	EA	\$17.98 **	
	72" Handicap Baton with Plastic Attachment	BA77A	Clear	EA	\$13.77 **	
	72" Handicap Baton with Steel Clip	BA77S	Clear	EA	\$16.85 **	
	48" Handicap Baton with Plastic Attachment	BA90A	Fiberglass, White	EA	\$9.28 **	
	60" Handicap Baton with Plastic Attachment	BA91A	Fiberglass, White	EA	\$10.11 **	
	72" Handicap Baton with Plastic Attachment	BA92A	Fiberglass, White	EA	\$10.96 **	

*Fiberglass batons in coordinating Finestra Wood Hardware quick ship finishes.

**Wholesale Cost


CORD DRAW - MANUAL TRAVERSE SYSTEMS

Let Rowley® do the work for you with *Custom Solutions*



- Our in-house experts will fully assemble your Finestra® Wood Hardware Cord Draw Traverse System, custom cut to your exact specification.
- Ships in 5 business days.
- Single or Double. Wall Mount. Pinch Pleat or Ripplefold.
- Includes Track(s), Fascia, Brackets, Carriers, Master Carriers, End Stops, Corded Components (Drive Tension Device CT70/ makes the system safety compliant), Warning Tag & Label, labor and packaging. Does not include finials.
- Continuous Fascia Length: 4' - 12'. Spliced Length: up to 36'.

	Description	Item #	Diameter	Length	Finishes	UOM	SINGLE	DOUBLE
	Smooth, Reeded	CSFSWT1384001/	1 3/8"	4'	ES, MA, WA, PE, AW	EA	\$285.39	\$456.18
	Smooth, Reeded	For double systems, add /D to the item #	1 3/8"	6'	ES, MA, WA, PE, AW	EA	\$411.24	\$653.94
	Smooth, Reeded	Price / add'l ft	1 3/8"	8'	ES, MA, WA, PE, AW	EA	\$537.08	\$851.69
	Smooth, Reeded	up to 36' (spliced): Single: \$62.92	1 3/8"	10'	ES, MA, WA, PE, AW	EA	\$662.92	\$1,049.44
	Smooth, Reeded	Double: \$98.88	1 3/8"	12'	ES, MA, WA, PE, AW	EA	\$788.77	\$1,247.20
	Smooth, Reeded	CSFSWT2004001/	2"	4'	ES, MA, WA, PE, AW	EA	\$341.57	\$512.36
	Smooth, Reeded	For double systems, add /D to the item #	2"	6'	ES, MA, WA, PE, AW	EA	\$489.89	\$737.08
	Smooth, Reeded	Price / add'l ft	2"	8'	ES, MA, WA, PE, AW	EA	\$638.20	\$961.80
	Smooth, Reeded	up to 36' (spliced): Single: \$74.16	2"	10'	ES, MA, WA, PE, AW	EA	\$786.52	\$1,186.52
	Smooth, Reeded	Double: \$112.36	2"	12'	ES, MA, WA, PE, AW	EA	\$934.84	\$1,411.24


**Cord Draw
 Ripplefold or
 Pinch Pleat
 No Rings**

For double systems,
 add /D to the item #

Order using the *Custom Solutions* order form  or online using our


DESIGN your WINDOW ►

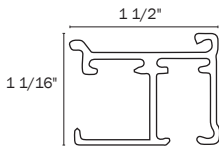



feature »



**Custom Solutions are final sale, non-returnable.*



CORD DRAW TRACK

*Components are white. Look for the  icon for components available in bronze and add /BR at the end of the item number to order.


Style	Item #	Length	UOM	QTY	FULL PACK		BROKEN PACK
					Wholesale Cost	Wholesale Cost	Wholesale Cost
	4001/8 	8'	EA	12	\$25.57	\$31.75	
	4001/12 	12'	EA	12	\$38.20	\$47.75	
	4001/16 	16'	EA	12	\$51.01	\$63.48	
Track Splice	4001/TS		EA			\$6.74	







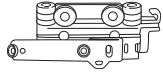


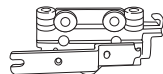








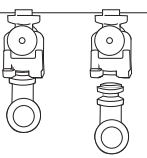




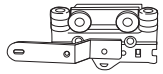


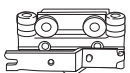







TRAVERSE FASCIAS

Can be custom cut for a \$5 cut fee FinestraCC. Please allow a 2 day lead time on all custom cut orders.

Description	Item #	Diameter	Length	Finishes	UOM	Suggested Retail Price (SRP)
	FSWT138S06/	1 3/8"	6'	ES, MA, WA, PE, AW	EA	\$77.53
	FSWT200S06/	2"	6'	ES, MA, WA, PE, AW	EA	\$162.92
8' Smooth Fascia	FSWT138S08/	1 3/8"	8'	ES, MA, WA, PE, AW	EA	\$103.37
	FSWT200S08/	2"	8'	ES, MA, WA, PE, AW	EA	\$216.85
12' Smooth Fascia	FSWT138S12/	1 3/8"	12'	ES, MA, WA, PE, AW	EA	\$153.93
	FSWT200S12/	2"	12'	ES, MA, WA, PE, AW	EA	\$324.72
	FSWT138F06/	1 3/8"	6'	ES, MA, WA, PE, AW	EA	\$77.53
	FSWT200F06/	2"	6'	ES, MA, WA, PE, AW	EA	\$162.92
8' Reeded Fascia	FSWT138F08/	1 3/8"	8'	ES, MA, WA, PE, AW	EA	\$103.37
	FSWT200F08/	2"	8'	ES, MA, WA, PE, AW	EA	\$216.85
12' Reeded Fascia	FSWT138F12/	1 3/8"	12'	ES, MA, WA, PE, AW	EA	\$153.93
	FSWT200F12/	2"	12'	ES, MA, WA, PE, AW	EA	\$324.72





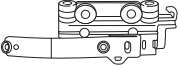
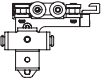


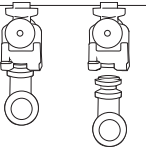






BATON DRAW - TRAVERSE COMPONENTS

*Components are white. Look for the  icon for components available in bronze and add /BR at the end of the item number to order.

	Style	Item #	Description	UOM	Wholesale Cost
	Wall Bracket	BT5433 	2 1/2" to 3 1/2" Projection	EA	\$2.08
	Heavy Duty Double Wall Bracket	BT5444 	Front Projection 5" - 6 1/4", Rear Projection 2 1/4" - 3 1/2"	EA	\$12.64
	Fascia Mount Clip	FSWT4003N	Fascia Mount Clip for 4003N Track	EA	\$1.40
	Finial Mount Adaptor	FSWT400	Finial Mount Adaptor for Wood Fascia	EA	\$1.40
	Ripplefold Master Carriers - Hidden Baton	BT3125L 	For hidden baton. 6 wheels. Left.	EA	\$6.35
		BT3125R 	For hidden baton. 6 wheels. Right.	EA	\$6.35
	Ripplefold Master Carriers - Exposed Baton	BT3123L 	For exposed baton. 6 wheels. Left.	EA	\$6.35
		BT3123R 	For exposed baton. 6 wheels. Right.	EA	\$6.35
	Ripplefold Butt Master Carriers	BT3600L 	Allows fold to butt together at the center of a center draw, creating no overlap.	EA	\$6.57
		BT3600R 	3 snaps securely affix fabric to Butt Master.	EA	\$6.57
	End Cap for Ripplefold	BT4123 	End Cap with roller Ripplefold Carrier	EA	\$1.57
	Ripplefold Friction Carrier, partial roll with 166 carriers	R1120/P	1 7/8" Spacing, 120% Fullness	ROLL	\$69.49
		R1100/P	2 1/8" Spacing, 100% Fullness	ROLL	\$69.49
		R1080/P	2 3/8" Spacing, 80% Fullness	ROLL	\$69.49
		R1060/P	2 5/8" Spacing, 60% Fullness	ROLL	\$69.49
	Ripplefold Roller Carrier, detachable pendant, partial roll with 166 carriers	R2120/P 	1 7/8" Spacing, 120% Fullness	ROLL	\$117.98
		R2100/P 	2 1/8" Spacing, 100% Fullness	ROLL	\$117.98
		R2080/P 	2 3/8" Spacing, 80% Fullness	ROLL	\$117.98
		R2060/P 	2 5/8" Spacing, 60% Fullness	ROLL	\$117.98
	Pinch Pleat Master Carriers - Hidden Baton	BT3005L 	For hidden baton. 8 wheels. Left.	EA	\$5.34
		BT3005R 	For hidden baton. 8 wheels. Right.	EA	\$5.34
	Pinch Pleat Master Carriers - Exposed Baton	BT3003L 	For exposed baton. 8 wheels. Left.	EA	\$5.34
		BT3003R 	For exposed baton. 8 wheels. Right.	EA	\$5.34
	End Cap for Pinch Pleat	BT4013 	End Cap with Carrier for drapery pin	EA	\$1.46
	Micro Ball Bearing Carrier	CP10 	3 drapery pin holes, 5/8" width top	10/PK	\$3.31
	Metal End Stop	BT4004	Zinc	EA	\$1.97

CORD DRAW - TRAVERSE COMPONENTS

*Components are white. Look for the **/BR** icon for components available in bronze and add /BR at the end of the item number to order.




	Style	Item #	Description	UOM	Wholesale Cost
	Wall Bracket	CD543	/BR 3 ¼" Projection	EA	\$5.34
	Double Wall Bracket	CD544	/BR Front Projection 5 ½" - 7", Rear Projection 2 ½" - 4 ½"	EA	\$12.64
	Fascia Mount Clip	FSWT4001	Fascia Mount Clip for 4001 Track	EA	\$1.40
	Finial Mount Adaptor	FSWT400	Finial Mount Adaptor for Wood Fascia	EA	\$1.40
	Ripplefold Master Carriers	CD3412L /BR	6 wheels. Left.	EA	\$6.35
		CD3412R /BR	6 wheels. Right.	EA	\$6.35
	Ripplefold Butt Master Carriers	CD3600L /BR	Allows fold to butt together at the center of a center draw, creating no overlap.	EA	\$6.57
		CD3600R /BR	3 snaps securely affix fabric to Butt Master.	EA	\$6.57
	End Pulley for Ripplefold	CD4122L /BR CD4122R	End Pulley with Ripplefold Pendant. Specify left or right.	EA	\$3.09
	Ripplefold Friction Carrier, partial roll with 166 carriers	R1120/P	1 7⁄8" Spacing, 120% Fullness	ROLL	\$69.49
		R1100/P	2 1⁄8" Spacing, 100% Fullness	ROLL	\$69.49
		R1080/P	2 3⁄8" Spacing, 80% Fullness	ROLL	\$69.49
		R1060/P	2 5⁄8" Spacing, 60% Fullness	ROLL	\$69.49
	Ripplefold Roller Carrier, detachable pendant, partial roll with 166 carriers	R2120/P /BR	1 7⁄8" Spacing, 120% Fullness	ROLL	\$117.98
		R2100/P /BR	2 1⁄8" Spacing, 100% Fullness	ROLL	\$117.98
		R2080/P /BR	2 3⁄8" Spacing, 80% Fullness	ROLL	\$117.98
		R2060/P /BR	2 5⁄8" Spacing, 60% Fullness	ROLL	\$117.98
	Pinch Pleat Master Carriers	CD3300L /BR	6 wheels. Left.	EA	\$6.35
		CD3300R /BR	6 wheels. Right.	EA	\$6.35
	End Pulley for Pinch Pleat	CD4301L /BR CD4301R	End Pulley with Carrier. Specify left or right.	EA	\$3.09
	Micro Ball Bearing Carrier	CP10	/BR 3 drapery pin holes, 5⁄8" width top	10/PK	\$3.31
	Traverse Rod Cording	LC32/100	White - 100 yards	ROLL	\$21.35
	Sure-Shade™ Universal Drive Tension Device	CT70/W	White *	EA	\$4.24
		CT70/DB	Dark Brown	EA	\$1.69
	Tension Device Warning Tags	ANS16	Pre-punched hole with slit on top for quick and easy installation. Attach to Cord or Tension Device. White vellum tag stock with English on one side and Spanish on the other. Each tag features the ANSI Safety Alert Symbol and the word "WARNING" printed on a safety orange background as required by the WCMA.	100/PK	\$14.05
	Warning Labels for Continuous Loop Operating System with Tension Device	ANS13	Pressure-sensitive adhesive backing can be applied to back of track. Each label features the ANSI Safety Alert Symbol and the word "WARNING" printed on a safety orange background as required by the WCMA. Text is printed in English and Spanish on one label.	100/ROLL	\$14.05

1 3/8" FINIAL STYLES

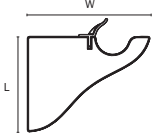
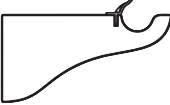

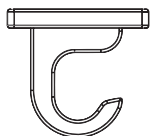
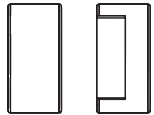
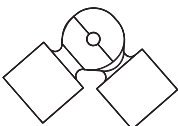
	Description	Item #	Finishes	UOM	Suggested Retail Price (SRP)
	Belmont Finial 4" L x 3" W	FSW138100W/	ES, MA, WA, PE, AW	EA	\$16.85
			UF	EA	\$15.73
	Hudson Finial 3 1/4" L x 3" W	FSW138101W/	ES, MA, WA, PE, AW	EA	\$22.47
			UF	EA	\$21.35
	Stratford Finial 3 1/4" L x 3" W	FSW138102W/	ES, MA, WA, PE, AW	EA	\$28.09
			UF	EA	\$26.97
	Princeton Finial 4" L x 2 3/4" W	FSW138103W/	ES, MA, WA, PE, AW	EA	\$29.21
			UF	EA	\$28.09
	Reid Finial 4 1/2" L x 2 1/2" W	FSW138104W/	ES, MA, WA, PE, AW	EA	\$28.09
			UF	EA	\$26.97
	Bellamy Finial (Resin) 3 3/4" L x 3" W	FSW138105R/	ES, MA, WA, PE, AW	EA	\$35.96
			UF	EA	\$34.83
	Morgan Finial (Resin) 3 3/4" L x 3" W	FSW138109R/	ES, MA, WA, PE, AW	EA	\$35.96
			UF	EA	\$34.83
	Provence Finial (Resin) 5 1/2" L x 2 3/4" W	FSW138106R/	ES, MA, WA, PE, AW	EA	\$38.20
			UF	EA	\$37.08
	Avery Finial (Resin) 4 1/2" L x 3" W	FSW138107R/	ES, MA, WA, PE, AW	EA	\$38.20
			UF	EA	\$37.08
	Hampton Finial (Resin) 4" L x 3 1/4" W	FSW138108R/	ES, MA, WA, PE, AW	EA	\$38.20
			UF	EA	\$37.08
	Knox End Cap 1 1/2" L x 2 1/4" W	FSW138190W/	ES, MA, WA, PE, AW	EA	\$12.36
			UF	EA	\$11.24

1 3/8" WOOD POLES

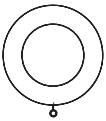
Can be custom cut for a \$5 cut fee FinestraCC. Please allow a 2 day lead time on all custom cut orders.

	Description	Item #	Finishes	UOM	Suggested Retail Price (SRP)
	4' Smooth Pole	FSW138S04W/	ES, MA, WA, PE, AW	EA	\$49.44
			UF	EA	\$43.82
	6' Smooth Pole	FSW138S06W/	ES, MA, WA, PE, AW	EA	\$74.16
			UF	EA	\$66.29
	8' Smooth Pole	FSW138S08W/	ES, MA, WA, PE, AW	EA	\$98.88
			UF	EA	\$88.76
	12' Smooth Pole	FSW138S12W/	ES, MA, WA, PE, AW	EA	\$146.07
			UF	EA	\$133.71
	4' Reeded Pole	FSW138F04W/	ES, MA, WA, PE, AW	EA	\$49.44
			UF	EA	\$43.82
	6' Reeded Pole	FSW138F06W/	ES, MA, WA, PE, AW	EA	\$74.16
			UF	EA	\$66.29
	8' Reeded Pole	FSW138F08W/	ES, MA, WA, PE, AW	EA	\$98.88
			UF	EA	\$88.76
	12' Reeded Pole	FSW138F12W/	ES, MA, WA, PE, AW	EA	\$146.07
			UF	EA	\$133.71
	Wood Pole Splice	HH20	Zinc plated	10 per pack	\$10.08

1 3/8" BRACKETS

	Description	Item #	Finishes	UOM	Suggested Retail Price (SRP)
	Single Bracket: 3 1/2" Return, 5" W x 3 7/8" L (clip 3/4" L), Base: 7/8" W x 3 7/8" L	FSW138400W/	ES, MA, WA, PE, AW	EA	\$24.72
			UF	EA	\$23.60
	Single Bracket: 6" Return, 7 1/2" W x 3 7/8" L (clip 3/4" L), Base: 7/8" W x 3 7/8" L	FSW138401W/	ES, MA, WA, PE, AW	EA	\$30.34
			UF	EA	\$29.21
	Double Bracket: 1 3/8" D Front, 1 3/8" D Back, 6" Front Return, 2 3/4" Back Return, 7 1/2" W x 4 5/8" L (clip 3/4" L), Base: 7/8" W x 4 5/8" L	FSW138402W/	ES, MA, WA, PE, AW	EA	\$33.71
			UF	EA	\$32.58
	Ceiling Bracket: 2 1/2" Drop, 1 3/4" W x 3 3/4" L, Base: 1 3/4" W x 4 1/8" L	FSW138403W/	ES, MA, WA, PE, AW	EA	\$35.96
			UF	EA	\$34.83
	Inside Mount Brackets: 1 7/8" Base, 7/8" Thick, 1/2" Inset	FSW138404W/	ES, MA, WA, PE, AW	PR	\$19.10
			UF	PR	\$17.98
	Swivel Socket: 5" Total L, 1 7/8" W, 1" Pole Inset	FSW138405W/	ES, MA, WA, PE, AW	EA	\$49.44
			UF	EA	\$48.31

1 3/8" RINGS




Description	Item #	Finishes	UOM	Suggested Retail Price (SRP)
	Rings w/ Eyelet: 1 7/8" ID, 2 7/8" OD (Clips Included)	FSW138300W/	ES, MA, WA, PE, AW	8/pk \$29.21
			UF	8/pk \$28.09

2" FINIAL STYLES

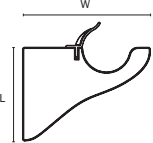
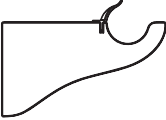

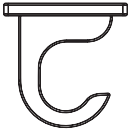
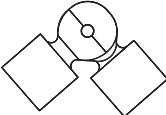
Description	Item #	Finishes	UOM	Suggested Retail Price (SRP)
	Belmont Finial 5" L x 3 3/4" W	FSW200100W/	ES, MA, WA, PE, AW	EA \$38.20
			UF	EA \$35.96
	Hudson Finial 4 1/4" L x 3 3/4" W	FSW200101W/	ES, MA, WA, PE, AW	EA \$41.57
			UF	EA \$39.33
	Stratford Finial 4" L x 3 3/4" W	FSW200102W/	ES, MA, WA, PE, AW	EA \$47.19
			UF	EA \$44.94
	Princeton Finial 5" L x 3 3/4" W	FSW200103W/	ES, MA, WA, PE, AW	EA \$49.44
			UF	EA \$47.19
	Reid Finial 5 1/2" L x 3 3/4" W	FSW200104W/	ES, MA, WA, PE, AW	EA \$43.82
			UF	EA \$41.57
	Bellamy Finial (Resin) 4 3/4" L x 4" W	FSW200105R/	ES, MA, WA, PE, AW	EA \$62.92
			UF	EA \$60.67
	Morgan Finial (Resin) 4 3/4" L x 3 3/4" W	FSW200109R/	ES, MA, WA, PE, AW	EA \$62.92
			UF	EA \$60.67
	Provence Finial (Resin) 7" L x 3 1/2" W	FSW200106R/	ES, MA, WA, PE, AW	EA \$68.54
			UF	EA \$66.29
	Avery Finial (Resin) 5 1/2" L x 3 1/2" W	FSW200107R/	ES, MA, WA, PE, AW	EA \$68.54
			UF	EA \$66.29
	Hampton Finial (Resin) 5" L x 4" W	FSW200108R/	ES, MA, WA, PE, AW	EA \$68.54
			UF	EA \$66.29
	Knox End Cap 1 3/4" L x 3" W	FSW200190W/	ES, MA, WA, PE, AW	EA \$22.47
			UF	EA \$20.22

2" WOOD POLES

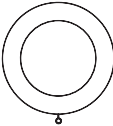
Can be custom cut for a \$5 cut fee FinestraCC. Please allow a 2 day lead time on all custom cut orders.

	Description	Item #	Finishes	UOM	Suggested Retail Price (SRP)
	4' Smooth Pole	FSW200S04W/	ES, MA, WA, PE, AW	EA	\$103.37
			UF	EA	\$97.75
	6' Smooth Pole	FSW200S06W/	ES, MA, WA, PE, AW	EA	\$155.06
			UF	EA	\$147.19
	8' Smooth Pole	FSW200S08W/	ES, MA, WA, PE, AW	EA	\$206.74
			UF	EA	\$196.63
	12' Smooth Pole	FSW200S12W/	ES, MA, WA, PE, AW	EA	\$310.11
			UF	EA	\$297.75
	4' Reeded Pole	FSW200F04W/	ES, MA, WA, PE, AW	EA	\$103.37
			UF	EA	\$97.75
	6' Reeded Pole	FSW200F06W/	ES, MA, WA, PE, AW	EA	\$155.06
			UF	EA	\$147.19
	8' Reeded Pole	FSW200F08W/	ES, MA, WA, PE, AW	EA	\$206.74
			UF	EA	\$196.63
	12' Reeded Pole	FSW200F12W/	ES, MA, WA, PE, AW	EA	\$310.11
			UF	EA	\$297.75
	 Wood Pole Splice	HH20	Zinc plated	10 per pack	\$10.08



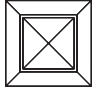


2" BRACKETS

	Description	Item #	Finishes	UOM	Suggested Retail Price (SRP)
	Single Bracket: 3 1/2" Return, 5 3/8" W x 3 7/8" L (clip 3/4" L), Base: 7/8" W x 3 7/8" L	FSW200400W/	ES, MA, WA, PE, AW	EA	\$33.71
			UF	EA	\$31.46
	Single Bracket: 6" Return, 7 7/8" W x 4 1/2" L (clip 3/4" L), Base: 7/8" W x 4 1/2" L	FSW200401W/	ES, MA, WA, PE, AW	EA	\$38.20
			UF	EA	\$35.96
	Double Bracket: 2" D Front, 1 3/8" D Back, 6 1/2" Front Return, 2 3/4" Back Return, 8 1/4" W x 4 5/8" L (clip 3/4" L), Base: 7/8" W x 4 5/8" L	FSW200402W/	ES, MA, WA, PE, AW	EA	\$43.82
			UF	EA	\$41.57
	Ceiling Bracket: 4" Drop, 1 3/4" W x 5 5/8" L, Base: 1 3/4" W x 5 1/2" L	FSW200403W/	ES, MA, WA, PE, AW	EA	\$43.82
			UF	EA	\$41.57
	Swivel Socket: 7" Total L, 2 3/8" W, 1 1/2" Pole Inset	FSW200405W/	ES, MA, WA, PE, AW	EA	\$55.06
			UF	EA	\$52.81

2" RINGS





	Description	Item #	Finishes	UOM	Suggested Retail Price (SRP)
	Rings w/ Eyelet: 2 5/8" ID, 3 7/8" OD (clips included)	FSW200300W/	ES, MA, WA, PE, AW	8/pk	\$68.54
			UF	8/pk	\$66.29

HOLDBACKS

	Description	Item #	Finishes	UOM	Suggested Retail Price (SRP)
 	Bretton Round Holdback	FSW900W/	ES, MA, WA, PE, AW	EA	\$41.57
			UF	EA	\$40.45
 	Stratford Square Holdback	FSW901W/	ES, MA, WA, PE, AW	EA	\$41.57
			UF	EA	\$40.45
	Holdback Extension: 2" Projection	FSW990W/	ES, MA, WA, PE, AW	EA	\$7.87
			UF	EA	\$6.74

* Holdbacks coordinate with both 1 3/8" and 2" wood hardware components.

SALES TOOLS

	Description	Item #	Wholesale Cost	
	Finish Sample Ring	FSWFS/1	\$10.00	
	Wall Unit	FSW3000/W	\$200.00	
	Automated Traverse Retro Wall Unit Display	CSRTMFSW3000/W	\$150.00	
	Portable Display Kit	FSWPKD/1	\$99.00	
	Automated Display Kit Shown with Automated Track Module with 1 3/8" Fascia (Drapery Motor + Battery sold separately) & Controls (sold separately)	RTMDK	Case & Kit to showcase the automated collection. Order modules and Control & Integration separately.	\$300.00
		RTMDK/TRACK	Automated Track Module with 1 3/8" Fascia	\$100.00
		RTMLDKIT	Slim Drapery Motor + Battery Kit	\$393.26



WOOD HARDWARE

TO PLACE AN ORDER

PHONE	1-800-343-4542 704-866-0650 1-866-985-3423 (Motorized Systems)	230 Meek Road Gastonia, NC 28056
WEB	FinestraWoodHardware.com	Offices are open Monday - Friday from 8:00AM - 6:00PM ET
E-MAIL	Sales@FinestraDecorativeHardware.com	

Finestra® is a registered trademark of Rowley® Company, LLC. All products and designs are © 2025, Rowley® Company, LLC.

PRODUCT INFORMATION

The Finestra® Wood Hardware program consists of 1 3/8" and 2" poles, finials, brackets and accessories all available in 5 furniture-quality finishes and an unfinished option. The finials are made of wood and resin as noted by the W and R in the item numbers while the poles, brackets and accessories are made of wood. Pair the beauty of Finestra Wood finials with the superior functionality of our Finestra Wood Traverse Systems. Available in 2" and 1 3/8" diameter coordinating wood fascia and a wide array of traversing solutions, including Automated Track, single or double rod, baton draw or cord draw, pinch pleat or Ripplefold. All items are intended for indoor use only.

PRICING

Prices are effective June 2, 2025 and subject to change without notice. Due to the U.S. government's current policy on tariffs, all products are subject to a tariff surcharge. Effective June 2, 2025, the following adjustments will take effect: Due to the more complex retail list pricing for Drapery Hardware products, list prices will be raised 6% to offset the significant cost impact of the new tariffs. The existing 10% surcharge on Drapery Hardware products (in place since 2019) will remain. In addition, due to rising shipping costs the rates in our Flat Rate Shipping Program will increase by 10%, effective June 2, 2025.

NEW TRADE ACCOUNTS

Qualifications:

1. Customer must have a related business.
2. The following must be presented as proof of business:
 - Business License
 - Sales tax I.D. certificate
3. All merchandise must be for resale.

PAYMENT TERMS & CONDITIONS

VISA, MasterCard, AMEX and Discover Card are accepted. Online orders paid by credit card are processed and charged at the time the order is submitted online. Credit applications must be filled out in order to establish an open credit account payable by company checks. Approved credit terms are net 30 days from date of shipment. A 1.5% per month service charge will be applied to past due balances. Accounts inactive for a 12-month period will automatically be closed and subject to the above conditions before re-establishing the account.

CANCELLATION POLICY

In order to maintain high-quality service levels, we process all orders as they are received. Orders cannot be cancelled.

SHIPPING & DELIVERY

Finestra® Wood Hardware orders placed before 3 PM EST are shipped the same day when shipped via FedEx. Please allow a 5 day lead time on manual traverse system orders and a 10 - 15 day lead time on motorized traverse system orders. Please allow a 2 day lead time on all custom cut orders.

Shipping charges will be calculated at checkout. Take advantage of the Rowley® Flat Rate™ Shipping Program, which makes it simple, convenient and predictable to ship your Rowley® products. See bit.ly/Row-FR-Ship for details. This program applies to all orders shipped within the U.S.A. The Flat Rate Shipping Program rates do not apply if you are shipping using a 3rd party freight account. Due to rising shipping costs the rates in our Flat Rate Shipping Program will increase by 10%, effective June 2, 2025. Lengths over 8' will ship truck and incur an oversized fee. Splicing options for overlength sizes and alternative freight quotes available. Call 800.343.4542 to get the best shipping rate to your location. Residential fees may apply. Customer is responsible for freight charges on refused or undeliverable orders.

FREIGHT DAMAGES / CLAIMS

Claims for shortages, damages and discrepancies must be made within 10 days of receipt of goods and must have original shipping carton. Truck freight damage must be written on the Bill of Lading at the time of delivery for damage claims to be made. No exceptions.

MERCHANDISE RETURNS

- Returns must have and reference a Return Authorization number (RMA#), be returned in original package and be resalable as new.
- All returns made after 30 days from date of purchase, except for defective products, will be charged a minimum 20% restocking fee.
- No returns will be accepted after 60 days from date of purchase.
- Any product returned without an RMA# will not be issued a credit.
- Credit will be issued on merchandise only, not freight.
- Return shipping is the customer's responsibility and should be sent prepaid. COD's are not accepted.
- No returns on clearance or discontinued items or on items with custom or shimmer finishes.

WARRANTY

5 year warranty on Slim Drapery Motor.