



WOOD HARDWARE

2021 RETAIL PRICE LIST

FINESTRAWOODHARDWARE.COM



INTRODUCING AUTOMATION[®] TRAVERSE SYSTEMS

August 2021



Authorized Distributor





FINESTRA® WOOD HARDWARE

The Finestra® Wood Hardware collection offers the perfect combination of classic finial designs in 1 3/8" and 2" diameters and furniture-quality finishes that coordinate seamlessly with decorative elements throughout the home.

- Introducing our new **R-TEC Automation® Traverse Systems**, fully assembled and custom cut to your exact specification
- Traverse systems available in 1 3/8" and 2" wood fascia diameter options and a wide array of traversing solutions
- Pair the beauty of Finestra Wood finials with the superior functionality of our R-TEC Automation® Finestra Wood Traverse Systems

QUICK SHIP FINISHES

Espresso.....	ES
Mahogany.....	MA
Walnut.....	WA
Pecan.....	PE
Antique White.....	AW
Unfinished (Stationary systems only).....	UF

*All orders are filled and shipped same day upon request if received by 1 p.m. EST. Please allow a 5 day lead time on manual traverse system orders and a 10 - 15 day lead time on R-TEC Automation® traverse system orders.

TABLE OF CONTENTS

R-TEC Automation® Traverse Systems	pages 3 - 5
Manual Traverse Systems	pages 6 - 11
1 3/8" Finials, Poles, Brackets & Rings	pages 12 - 14
2" Finials, Poles, Brackets & Rings	pages 14 - 16
Holdbacks	page 16
Order Forms	pages 17 - 19

CUSTOM SHIMMER FINISHES

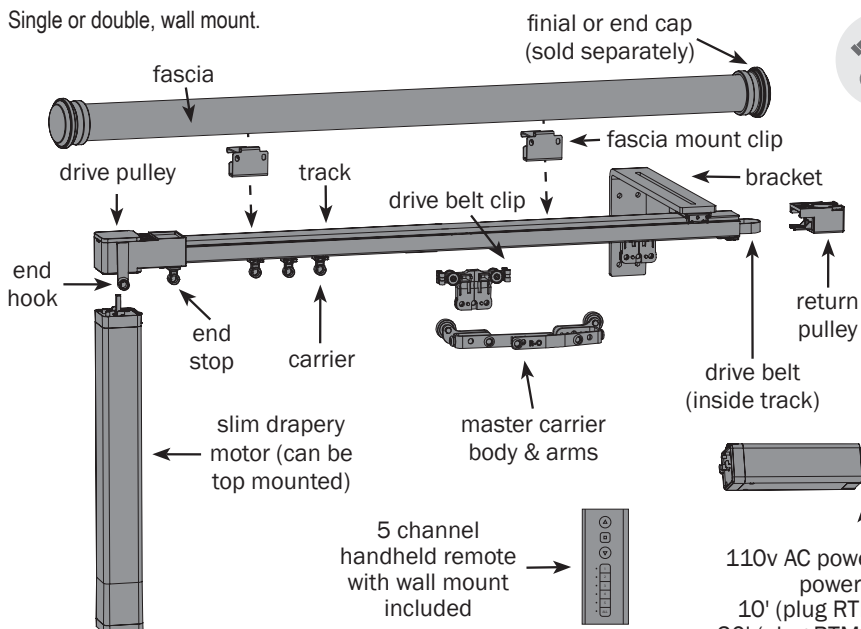
For a minimal 25% surcharge, we will add a light shimmer of gold or silver to accentuate your Finestra Wood Hardware Finish.

Espresso/Gold Shimmer.....	ES/GS	Espresso/Silver Shimmer.....	ES/SS
Mahogany/Gold Shimmer.....	MA/GS	Mahogany/Silver Shimmer.....	MA/SS
Walnut/Gold Shimmer.....	WA/GS	Walnut/Silver Shimmer.....	WA/SS
Pecan/Gold Shimmer.....	PE/GS	Pecan/Silver Shimmer.....	PE/SS
Antique White/Gold Shimmer.....	AW/GS	Antique White/Silver Shimmer.....	AW/SS

*Please allow a 5 day lead time on all custom shimmer finishes.

INTRODUCING **R-TEC** AUTOMATION® by Rowley NEW

Single or double, wall mount.


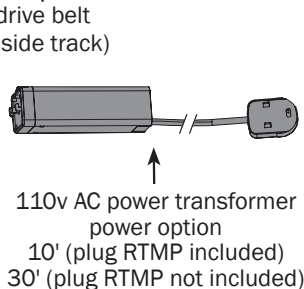


custom solutions

Save yourself valuable time, our in-house experts will fully assemble your Finestra® Wood Hardware R-TEC Automation® Traverse System, custom cut to your exact specification. Ships in 10 - 15 business days.

Additional Options:

- R-TEC Smart Controls | page 4



R-TEC AUTOMATION® ORDERING INFORMATION NEW

- 1 **SELECT YOUR SYSTEM**
Single or double system.
- 2 **SELECT YOUR TRACK COLOR**
White or bronze.
- 3 **SELECT YOUR MOTOR POWER**
Pick from Li-ion Battery or 110v AC Power Transformer.
- 4 **SELECT YOUR DRAPERY STYLE, DRAW & MASTER CARRIER**
Pinch Pleat or Ripplefold. One-Way Draw Right or Left, or Center Draw. Overlap or Butt Master (RF only).
- 5 **SELECT YOUR FINISH, FASCIA STYLE & FINIALS**
5 Quick Ship finishes on page 2. Smooth or Reeded Fascia. Finials and End Caps on pages 12 & 14 (sold separately).
- 6 **SELECT YOUR R-TEC SMART CONTROLS**
System includes handheld 5 channel remote. Take your drapery control to the next level by upgrading to the R-TEC Hub to integrate your draperies with whole home and voice control systems.



custom solutions

Save yourself valuable time, our in-house experts will fully assemble your Finestra® Wood Hardware R-TEC Automation® Traverse System, custom cut to your exact specification. Ships in 10 - 15 business days.

R-TEC AUTOMATION® TRAVERSE SYSTEMS NEW

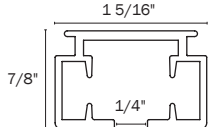
10 - 15 day lead time. Continuous Fascia Length: 4' - 12'. Spliced Length: up to 36'.

	Description	Item #	Diameter	Length	Finishes	UOM	SINGLE	DOUBLE
 Motorized Ripplefold or Pinch Pleat * Includes fascia, track(s), motor(s), power option(s), pulleys, brackets, master carriers, carriers, end hooks, end stops, drive belt & clips and 5 channel handheld remote with wall mount. See chart on page 4 for additional control options and pricing. Does not include finials.	Smooth, Reeded	CSRTFSW138	1 3/8"	4'	ES, MA, WA, PE, AW	EA	\$1,265.00	\$2,438.00
	Smooth, Reeded	For Double Systems, add DBL to the item #	1 3/8"	6'	ES, MA, WA, PE, AW	EA	\$1,347.80	\$2,603.60
	Smooth, Reeded	Price / add'l ft	1 3/8"	8'	ES, MA, WA, PE, AW	EA	\$1,430.60	\$2,769.20
	Smooth, Reeded	up to 36' (spliced): Single: \$36.00	1 3/8"	10'	ES, MA, WA, PE, AW	EA	\$1,513.40	\$2,934.80
	Smooth, Reeded	Double: \$72.00	1 3/8"	12'	ES, MA, WA, PE, AW	EA	\$1,596.20	\$3,100.40
	Smooth, Reeded	CSRTFSW200	2"	4'	ES, MA, WA, PE, AW	EA	\$1,311.00	\$2,484.00
	Smooth, Reeded	For Double Systems, add DBL to the item #	2"	6'	ES, MA, WA, PE, AW	EA	\$1,439.80	\$2,741.60
	Smooth, Reeded	Price / add'l ft	2"	8'	ES, MA, WA, PE, AW	EA	\$1,568.60	\$2,999.20
	Smooth, Reeded	up to 36' (spliced): Single: \$56.00	2"	10'	ES, MA, WA, PE, AW	EA	\$1,697.40	\$3,256.80
	Smooth, Reeded	Double: \$112.00	2"	12'	ES, MA, WA, PE, AW	EA	\$1,826.20	\$3,514.40

R-TEC AUTOMATION® TRACK NEW


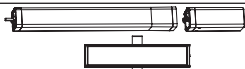
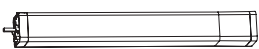









R-TEC AUTOMATION®

*Components are white. Look for the **/BR** icon for components available in bronze and add /BR at the end of the item number to order.

Style	Item #	Length	UOM	Suggested Retail Price (SRP)
	R-TMDT/8 /BR	8'	EA	\$56.12
	R-TMDT/12 /BR	12'	EA	\$84.18
	R-TMDT/16 /BR	16'	EA	\$112.24
	R-TMDT/19 /BR	19'	EA	\$133.29
	Track Splice R-TMDTS /BR		EA	\$5.75

MOTOR & MOTOR ACCESSORIES NEW

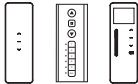


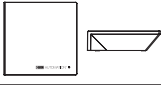



R-TEC AUTOMATION®

		Description	Item #	Color	UOM	Suggested Retail Price (SRP)
Li-ion Battery Powered		Li-ion Battery Motor Kit: includes Drapery Motor, Li-ion Battery, Charger & USB Cable	RTMLDKIT	White	EA	\$598.00
		Li-ion Battery Motor Kit: includes Drapery Motor, Li-ion Battery & Solar Panel	RTMLDS2KIT	White; Black and Aluminum	EA	\$687.70
		Slim Drapery Motor	RTMLDSS50	White	EA	\$345.00
		Li-ion Battery (requires Wall Battery Charger & USB Charger Cable)	RTMLDSSB	White	EA	\$207.00
		Wall Battery Charger, 5V, 2A	RTMLDSSBC	White	EA	\$23.00
		USB Charger Cable, 13', 20 AWG	RTMLDSSUSB	White	EA	\$23.00
		Solar Panel Battery Charger: includes L-Bracket, Cables & Fastener	RTMSOLAR2	Black and Aluminum	EA	\$187.84
110v AC Powered		110v AC Power Transformer Motor Kit: includes Drapery Motor, 110v AC Power Transformer 10' with 3 Conductor Male Plug	RTMLDACKIT	White	EA	\$448.50
		Slim Drapery Motor	RTMLDSS50	White	EA	\$345.00
		110v AC Power Transformer 10' (plug RTMP included)	RTMDSSPT	White	EA	\$103.50
		110v AC Power Transformer 20' (plug RTMP not included)	RTMDSSPTCS	White	EA	\$115.00
		3 Conductor Male Plug	RTMP	White	EA	\$40.90

R-TEC SMART CONTROLS

R-TEC AUTOMATION®

- The R-TEC Automation® Hub and App integration allow draperies to be controlled directly from a smartphone or integrated device while at home or away.
- Now available in the Apple® App Store or Google Play™, search for Rowley to find and download the new R-TEC Automation® App.
- As an alternative, remotes and wall switches allow for individual, group and all control for a customized solution with 1, 5 or 15 channel options.

	Style	Item #	Description	UOM	SRP
	Handheld Remotes with Wall Mounts	RTMHR1C	1 Channel. Range: 65'.	EA	\$111.46
		RTMHR5C	5 Channel. Range: 65'. Included in all systems.	EA	\$112.47
		RTMHR15C	15 Channel. Range: 65'.	EA	\$131.74
	Surface Wall Mount Switch	RTMWSR5C	5 Channel. Range: 65'.	EA	\$101.34
	Wall Box Mount Switch	RTMWSR15C	15 Channel. Range: 65'.	EA	\$106.40
	R-TEC Hub	RTMHUB2	Wi-Fi to ARC Bridge Hub. 2-Way RF. Range: 60'.	EA	\$457.70
	Interior Sun Sensor	RTMISS	Range: 65'.	EA	\$70.93
	ARC USB Signal Repeater <i>*Color may vary.</i>	RTMUSR	Extends the wireless range of the R-TEC Hub and Remotes up to 60'. Maximum 2 repeaters per system or network.	EA	\$193.29
	Wall Charger for USB Signal Repeater <i>*Color may vary.</i>	RTMLWCW		EA	\$13.98

R-TEC AUTOMATION® COMPONENTS NEW




*Components are white. Look for the **/BR** icon for components available in bronze and add /BR at the end of the item number to order.

	Style	Item #	Description	UOM	Suggested Retail Price (SRP)
	Pulleys (1 Drive Pulley & 1 Return Pulley for One-Way Draw; 2 Drive Pulleys for Center Draw)	RTMDSS50DP /BR	Drive Pulley	EA	\$23.00
		RTMDSS50RP /BR	Return Pulley	EA	\$23.00
	Drive Belt and Clip	RTMDDB10	Drive Belt	109 YARDS/ROLL	\$575.00
		RTMDDBC10	Drive Belt Clip	4/PK	\$1.73
	Single Wall Bracket	TB035 /BR	3 1/2" - 4 1/2" Projection Ceiling clip not included.	EA	\$6.90
	Single or Double Wall Bracket	TB060 /BR	Front Projection 5 1/2" - 6 1/4" Rear Projection 2 1/2" - 3 1/2" Ceiling clips not included.	EA	\$9.20
	Single or Double Wall Bracket	TB100 /BR	Projection 3 1/2" - 11" Ceiling clips not included.	EA	\$14.95
	Fascia Mount Clip	RTMDTFC	Fascia Mount Clip for R-TEC Track	EA	\$4.60
	Master Carrier Body	RTMDTMCB /BR	Arms sold separately; must order one master carrier body per arm.	EA	\$7.48
	Universal Master Carrier Arms	RTMDTCD	Center Draw. Pair.	EA	\$9.20
		RTMDTCDTAN	Tandem Center Draw. Pair.	EA	\$13.80
	Universal Master Carrier Arm	RTMDTOL	One-Way Draw. Left.	EA	\$4.60
		RTMDTOR	One-Way Draw. Right.	EA	\$4.60
	Ripplefold Butt Master Carrier Arms	RTMDTCDB	Center Draw. Pair.	EA	\$9.20
	Ripplefold Butt Master Carrier Arm	RTMDTOB	One-Way Draw. Right or Left.	EA	\$4.60
	End Hook for Pinch Pleat	RTMDTPPEH /BR	Pinch Pleat End Hook for R-TEC Track	10/PK	\$4.60
	End Stop for Pinch Pleat	RTMDTPPES /BR	Pinch Pleat End Stop for R-TEC Track	EA	\$3.45
	Pinch Pleat Carrier	CP40 /BR	Pinch Pleat Carrier for R-TEC Track	10/PK	\$6.39
	End Hook for Ripplefold	RTMDTRFEH /BR	Ripplefold End Hook for R-TEC Track	10/PK	\$4.60
	End Stop for Ripplefold	RTMDTRFES /BR	Ripplefold End Stop for R-TEC Track	EA	\$3.45
	Ripplefold Carriers by Pack	R2050 /BR	Short Replacement Pendant	10/PK	\$4.62
		R4051 /BR	Replacement Body	10/PK	\$6.82
		R4052 /BR	Short Complete Roller Carrier	10/PK	\$11.34
	Ripplefold Roller Carrier, detachable pendant, partial roll with 166 carriers	R4120/P /BR	1 7/8" Spacing, 120% Fullness	ROLL	\$206.75
		R4100/P /BR	2 1/8" Spacing, 100% Fullness	ROLL	\$206.75
		R4080/P /BR	2 3/8" Spacing, 80% Fullness	ROLL	\$206.75
		R4060/P /BR	2 5/8" Spacing, 60% Fullness	ROLL	\$206.75

Tandem Alternative | Tandem alternative ARC™ motorized systems utilize two drapery motors and are used for draperies that exceed the maximum single motor capacity. Available with Butt Master One-Way Draw Arms RTMDTOB (recommended for Ripplefold draperies), Butt Master Center Draw Arms RTMDTCDB (Ripplefold only) or Overlap Tandem Center Draw Arms RTMDTCDTAN (recommended for pinch pleat draperies). Please contact Rowley for details.

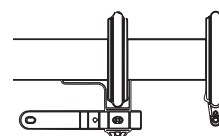
BATON DRAW - MANUAL TRAVERSE SYSTEMS

5 day lead time. Continuous Fascia Length: 4' - 12'. Spliced Length: up to 36'.

	Description	Item #	Diameter	Length	Finishes	UOM	SINGLE	DOUBLE
 Baton Draw Ripplefold or Pinch Pleat No Rings * Includes fascia, track, brackets, master carriers, carriers and track end caps. Does not include finials or batons. Use the order form on page 18 For double systems, add /D to the item #	Smooth, Reeded	CSFSWT1384003N/	1 3/8"	4'	ES, MA, WA, PE, AW	EA	\$230.00	\$368.00
	Smooth, Reeded	For double systems, add /D to the item #	1 3/8"	6'	ES, MA, WA, PE, AW	EA	\$345.00	\$552.00
	Smooth, Reeded	Price / add'l ft up to 36' (spliced):	1 3/8"	8'	ES, MA, WA, PE, AW	EA	\$460.00	\$736.00
	Smooth, Reeded	Single: \$50.00	1 3/8"	10'	ES, MA, WA, PE, AW	EA	\$575.00	\$920.00
	Smooth, Reeded	Double: \$80.00	1 3/8"	12'	ES, MA, WA, PE, AW	EA	\$690.00	\$1,104.00
	Smooth, Reeded	CSFSWT2004003N/	2"	4'	ES, MA, WA, PE, AW	EA	\$276.00	\$414.00
	Smooth, Reeded	For double systems, add /D to the item #	2"	6'	ES, MA, WA, PE, AW	EA	\$414.00	\$621.00
	Smooth, Reeded	Price / add'l ft up to 36' (spliced):	2"	8'	ES, MA, WA, PE, AW	EA	\$552.00	\$828.00
	Smooth, Reeded	Single: \$60.00	2"	10'	ES, MA, WA, PE, AW	EA	\$690.00	\$1,035.00
	Smooth, Reeded	Double: \$90.00	2"	12'	ES, MA, WA, PE, AW	EA	\$828.00	\$1,242.00

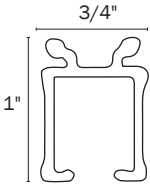






BATON DRAW - TRAVERSE SYSTEMS - PINCH PLEAT WITH "C" RINGS

5 day lead time. Continuous Fascia Length: 4' - 12'. Spliced Length: up to 36'.

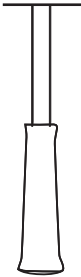
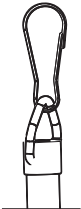

	Description	Item #	Diameter	Length	Finishes	UOM	SINGLE	DOUBLE
 Baton Draw Pinch Pleat "C" Rings * Includes fascia, "C" Rings, track, brackets, master carriers, carriers and track end caps. Does not include finials or batons. Use the order form on page 18 For double systems, add /D to the item #	Smooth, Reeded	CSFSWT1384003NR/	1 3/8"	4'	ES, MA, WA, PE, AW	EA	\$368.00	\$506.00
	Smooth, Reeded	For double systems, add /D to the item #	1 3/8"	6'	ES, MA, WA, PE, AW	EA	\$552.00	\$759.00
	Smooth, Reeded	Price / add'l ft up to 36' (spliced):	1 3/8"	8'	ES, MA, WA, PE, AW	EA	\$736.00	\$1,012.00
	Smooth, Reeded	Single: \$80.00	1 3/8"	10'	ES, MA, WA, PE, AW	EA	\$920.00	\$1,265.00
	Smooth, Reeded	Double: \$110.00	1 3/8"	12'	ES, MA, WA, PE, AW	EA	\$1,104.00	\$1,518.00
	Smooth, Reeded	CSFSWT2004003NR/	2"	4'	ES, MA, WA, PE, AW	EA	\$414.00	\$552.00
	Smooth, Reeded	For double systems, add /D to the item #	2"	6'	ES, MA, WA, PE, AW	EA	\$621.00	\$828.00
	Smooth, Reeded	Price / add'l ft up to 36' (spliced):	2"	8'	ES, MA, WA, PE, AW	EA	\$828.00	\$1,104.00
	Smooth, Reeded	Single: \$90.00	2"	10'	ES, MA, WA, PE, AW	EA	\$1,035.00	\$1,380.00
	Smooth, Reeded	Double: \$120.00	2"	12'	ES, MA, WA, PE, AW	EA	\$1,242.00	\$1,656.00

BATON DRAW TRACK

*Components are white. Look for the  icon for components available in bronze and add /BR at the end of the item number to order.

Style	Item #	Length	UOM	Suggested Retail Price (SRP)
 <p>Baton Draw Track Maximum continuous length: 20'; Spliced up to 36'</p>	4003N/8 	8'	EA	\$28.22
	4003N/10 	10'	EA	\$35.28
	4003N/12 	12'	EA	\$42.34
	4003N/14 	14'	EA	\$49.39
	4003N/16 	16'	EA	\$56.45
	4003N/20 	20'	EA	\$70.56
Track Splice	4003/TS		EA	\$10.50


DECORATIVE BATONS

	Description	Item #	Finishes	UOM	Suggested Retail Price (SRP)
	36" Baton with Plastic Attachment	FSW312A/	ES, MA, WA, PE, AW*	EA	\$22.00
	36" Baton with Steel Clip	FSW312S/	ES, MA, WA, PE, AW*	EA	\$22.00
	48" Baton with Plastic Attachment	FSW314A/	ES, MA, WA, PE, AW*	EA	\$26.40
	48" Baton with Steel Clip	FSW314S/	ES, MA, WA, PE, AW*	EA	\$26.40
	60" Baton with Plastic Attachment	FSW316A/	ES, MA, WA, PE, AW*	EA	\$30.80
	60" Baton with Steel Clip	FSW316S/	ES, MA, WA, PE, AW*	EA	\$30.80
 <p>Steel - S</p>	48" Handicap Baton with Plastic Attachment	BA79A	Clear	EA	\$17.09
	48" Handicap Baton with Steel Clip	BA79S	Clear	EA	\$22.07
	60" Handicap Baton with Plastic Attachment	BA78A	Clear	EA	\$18.61
	60" Handicap Baton with Steel Clip	BA78S	Clear	EA	\$24.23
	72" Handicap Baton with Plastic Attachment	BA77A	Clear	EA	\$20.12
	72" Handicap Baton with Steel Clip	BA77S	Clear	EA	\$25.96
 <p>Plastic - A</p>	48" Handicap Baton with Plastic Attachment	BA90A	Fiberglass, White	EA	\$14.70
	60" Handicap Baton with Plastic Attachment	BA91A	Fiberglass, White	EA	\$16.21
	72" Handicap Baton with Plastic Attachment	BA92A	Fiberglass, White	EA	\$17.72

*Fiberglass batons in coordinating Finestra Wood Hardware quick ship finishes.

CORD DRAW - MANUAL TRAVERSE SYSTEMS

5 day lead time. Continuous Fascia Length: 4' - 12'. Spliced Length: up to 36'.

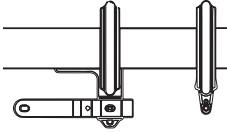
	Description	Item #	Diameter	Length	Finishes	UOM	SINGLE	DOUBLE
 Cord Draw Ripplefold or Pinch Pleat No Rings * Includes fascia, track, brackets, master carriers, carriers, cord, tension device and end pulleys. Does not include finials.	Smooth, Reeded	CSFSWT1384001/	1 3/8"	4'	ES, MA, WA, PE, AW	EA	\$230.00	\$368.00
	Smooth, Reeded	For double systems, add /D to the item #	1 3/8"	6'	ES, MA, WA, PE, AW	EA	\$345.00	\$552.00
	Smooth, Reeded	Price / add'l ft	1 3/8"	8'	ES, MA, WA, PE, AW	EA	\$460.00	\$736.00
	Smooth, Reeded	up to 36' (spliced): Single: \$50.00	1 3/8"	10'	ES, MA, WA, PE, AW	EA	\$575.00	\$920.00
	Smooth, Reeded	Double: \$80.00	1 3/8"	12'	ES, MA, WA, PE, AW	EA	\$690.00	\$1,104.00
	Smooth, Reeded	CSFSWT2004001/	2"	4'	ES, MA, WA, PE, AW	EA	\$276.00	\$414.00
	Smooth, Reeded	For double systems, add /D to the item #	2"	6'	ES, MA, WA, PE, AW	EA	\$414.00	\$621.00
	Smooth, Reeded	Price / add'l ft	2"	8'	ES, MA, WA, PE, AW	EA	\$552.00	\$828.00
	Smooth, Reeded	up to 36' (spliced): Single: \$60.00	2"	10'	ES, MA, WA, PE, AW	EA	\$690.00	\$1,035.00
	Smooth, Reeded	Double: \$90.00	2"	12'	ES, MA, WA, PE, AW	EA	\$828.00	\$1,242.00

Use the order form on page 19

For double systems, add /D to the item #

CORD DRAW - TRAVERSE SYSTEMS - PINCH PLEAT WITH "C" RINGS

5 day lead time. Continuous Fascia Length: 4' - 12'. Spliced Length: up to 36'.

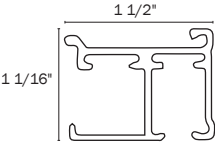



	Description	Item #	Diameter	Length	Finishes	UOM	SINGLE	DOUBLE
 Cord Draw Pinch Pleat "C" Rings * Includes fascia, "C" Rings, track, brackets, master carriers, carriers, cord, tension device and end pulleys. Does not include finials.	Smooth, Reeded	CSFSWT1384001R/	1 3/8"	4'	ES, MA, WA, PE, AW	EA	\$368.00	\$506.00
	Smooth, Reeded	For double systems, add /D to the item #	1 3/8"	6'	ES, MA, WA, PE, AW	EA	\$552.00	\$759.00
	Smooth, Reeded	Price / add'l ft	1 3/8"	8'	ES, MA, WA, PE, AW	EA	\$736.00	\$1,012.00
	Smooth, Reeded	up to 36' (spliced): Single: \$80.00	1 3/8"	10'	ES, MA, WA, PE, AW	EA	\$920.00	\$1,265.00
	Smooth, Reeded	Double: \$110.00	1 3/8"	12'	ES, MA, WA, PE, AW	EA	\$1,104.00	\$1,518.00
	Smooth, Reeded	CSFSWT2004001R/	2"	4'	ES, MA, WA, PE, AW	EA	\$414.00	\$552.00
	Smooth, Reeded	For double systems, add /D to the item #	2"	6'	ES, MA, WA, PE, AW	EA	\$621.00	\$828.00
	Smooth, Reeded	Price / add'l ft	2"	8'	ES, MA, WA, PE, AW	EA	\$828.00	\$1,104.00
	Smooth, Reeded	up to 36' (spliced): Single: \$90.00	2"	10'	ES, MA, WA, PE, AW	EA	\$1,035.00	\$1,380.00
	Smooth, Reeded	Double: \$120.00	2"	12'	ES, MA, WA, PE, AW	EA	\$1,242.00	\$1,656.00

Use the order form on page 19

For double systems, add /D to the item #

CORD DRAW TRACK

*Components are white. Look for the  icon for components available in bronze and add /BR at the end of the item number to order.



Style	Item #	Length	UOM	Suggested Retail Price (SRP)
	4001/8 	8'	EA	\$51.24
	4001/12 	12'	EA	\$76.86
	4001/16 	16'	EA	\$102.48
	Track Splice	4001/TS	EA	\$10.50

Cord Draw Track
Maximum continuous
length: 16'; Spliced up to 36'

TRAVERSE FASCIAS



Can be custom cut for a \$5 cut fee FinestraCC. Please allow a 2 day lead time on all custom cut orders.

can be custom cut for a \$5 cut fee FinestraCC. Please allow a 2 day lead time on all custom cut orders.

	Description	Item #	Diameter	Length	Finishes	UOM	Suggested Retail Price (SRP)
	6' Smooth Fascia	FSWT138S06/	1 3⁄8"	6'	ES, MA, WA, PE, AW	EA	\$62.10
		FSWT200S06/	2"	6'	ES, MA, WA, PE, AW	EA	\$131.10
	8' Smooth Fascia	FSWT138S08/	1 3⁄8"	8'	ES, MA, WA, PE, AW	EA	\$82.80
		FSWT200S08/	2"	8'	ES, MA, WA, PE, AW	EA	\$174.80
	12' Smooth Fascia	FSWT138S12/	1 3⁄8"	12'	ES, MA, WA, PE, AW	EA	\$124.20
		FSWT200S12/	2"	12'	ES, MA, WA, PE, AW	EA	\$262.20
	6' Reeded Fascia	FSWT138F06/	1 3⁄8"	6'	ES, MA, WA, PE, AW	EA	\$62.10
		FSWT200F06/	2"	6'	ES, MA, WA, PE, AW	EA	\$131.10
	8' Reeded Fascia	FSWT138F08/	1 3⁄8"	8'	ES, MA, WA, PE, AW	EA	\$82.80
		FSWT200F08/	2"	8'	ES, MA, WA, PE, AW	EA	\$174.80
	12' Reeded Fascia	FSWT138F12/	1 3⁄8"	12'	ES, MA, WA, PE, AW	EA	\$124.20
		FSWT200F12/	2"	12'	ES, MA, WA, PE, AW	EA	\$262.20

"C" RINGS







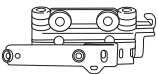


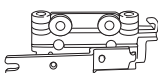








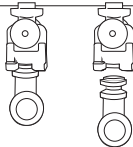




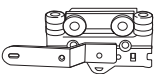


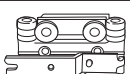









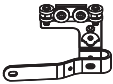




C RINGS

	Item #	Diameter	Finishes	UOM	Suggested Retail Price (SRP)	
	"C" Ring *Replacement part for end cap, master carrier or carrier	FSWT138300R/	1 3/8"	ES, MA, WA, PE, AW	EA	\$11.50
		FSWT200300R/	2"	ES, MA, WA, PE, AW	EA	\$13.80
	"C" Ring with Carrier *Replacement part with pendant that snaps into carrier body	FSWT138301R/	1 3/8"	ES*, MA*, WA*, PE*, AW*	EA	\$12.65
		FSWT200301R/	2"	ES*, MA*, WA*, PE*, AW*	EA	\$14.95

*Espresso - ES, Mahogany - MA, Walnut - WA or Pecan - PE include a Brown Roller Carrier and Pendant; Antique White - AW includes a White Roller Carrier and Pendant.
















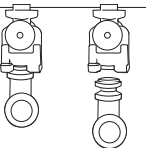




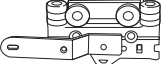






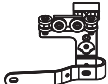










BATON DRAW - TRAVERSE COMPONENTS

*Components are white. Look for the  icon for components available in bronze and add /BR at the end of the item number to order.

	Style	Item #	Description	UOM	Suggested Retail Price (SRP)
	Wall Bracket	BT5433 	2 1/2" to 3 1/2" Projection	EA	\$3.68
	Heavy Duty Double Wall Bracket	BT5444 	Front Projection 5" - 6 1/4", Rear Projection 2 1/4" - 3 1/2"	EA	\$22.47
	Fascia Mount Clip	FSWT4003N	Fascia Mount Clip for 4003N Track	EA	\$1.73
	Finial Mount Adaptor	FSWT400	Finial Mount Adaptor for Wood Fascia	EA	\$1.73
	Ripplefold Master Carriers - Hidden Baton	BT3125L 	For hidden baton. 6 wheels. Left.	EA	\$11.24
		BT3125R 	For hidden baton. 6 wheels. Right.	EA	\$11.24
	Ripplefold Master Carriers - Exposed Baton	BT3123L 	For exposed baton. 6 wheels. Left.	EA	\$11.24
		BT3123R 	For exposed baton. 6 wheels. Right.	EA	\$11.24
	Ripplefold Butt Master Carriers	BT3600L 	Allows fold to butt together at the center of a center draw, creating no overlap.	EA	\$11.55
		BT3600R 	3 snaps securely affix fabric to Butt Master.	EA	\$11.55
	End Cap for Ripplefold	BT4123 	End Cap with roller Ripplefold Carrier	EA	\$2.73
	Ripplefold Friction Carrier, partial roll with 166 carriers	R1120/P	1 7/8" Spacing, 120% Fullness	ROLL	\$123.69
		R1100/P	2 1/8" Spacing, 100% Fullness	ROLL	\$123.69
		R1080/P	2 3/8" Spacing, 80% Fullness	ROLL	\$123.69
		R1060/P	2 5/8" Spacing, 60% Fullness	ROLL	\$123.69
	Ripplefold Roller Carrier, detachable pendant, partial roll with 166 carriers	R2120/P 	1 7/8" Spacing, 120% Fullness	ROLL	\$206.75
		R2100/P 	2 1/8" Spacing, 100% Fullness	ROLL	\$206.75
		R2080/P 	2 3/8" Spacing, 80% Fullness	ROLL	\$206.75
		R2060/P 	2 5/8" Spacing, 60% Fullness	ROLL	\$206.75
	Pinch Pleat Master Carriers - Hidden Baton	BT3005L 	For hidden baton. 8 wheels. Left.	EA	\$9.45
		BT3005R 	For hidden baton. 8 wheels. Right.	EA	\$9.45
	Pinch Pleat Master Carriers - Exposed Baton	BT3003L 	For exposed baton. 8 wheels. Left.	EA	\$9.45
		BT3003R 	For exposed baton. 8 wheels. Right.	EA	\$9.45
	End Cap for Pinch Pleat	BT4013 	End Cap with Carrier for drapery pin	EA	\$2.52
	Micro Ball Bearing Carrier	CP10 	3 drapery pin holes, 5/8" width top	10/PK	\$5.84
	Pinch Pleat "C" Ring Master Carriers - Exposed Baton	BT3500L 	For exposed baton. 6 wheels. Left.	EA	\$9.45
		BT3500R 	For exposed baton. 6 wheels. Right.	EA	\$9.45
	Pinch Pleat "C" Ring Master Carriers - Hidden Baton	BT3501L 	For hidden baton. 6 wheels. Left.	EA	\$9.45
		BT3501R 	For hidden baton. 6 wheels. Right.	EA	\$9.45
	End Cap for Pinch Pleat "C" Ring	BT4500 	End Cap with "C" Ring pendant for drapery pin	EA	\$2.52

CORD DRAW - TRAVERSE COMPONENTS

*Components are white. Look for the  icon for components available in bronze and add /BR at the end of the item number to order.




	Style	Item #	Description	UOM	Suggested Retail Price (SRP)
	Wall Bracket	CD543 	3 1/4" Projection	EA	\$9.45
	Double Wall Bracket	CD544 	Front Projection 5 1/2" - 7", Rear Projection 2 1/2" - 4 1/2"	EA	\$22.47
	Fascia Mount Clip	FSWT4001	Fascia Mount Clip for 4001 Track	EA	\$1.73
	Finial Mount Adaptor	FSWT400	Finial Mount Adaptor for Wood Fascia	EA	\$1.73
	Ripplefold Master Carriers	CD3412L 	6 wheels. Left.	EA	\$11.24
		CD3412R 	6 wheels. Right.	EA	\$11.24
	Ripplefold Butt Master Carriers	CD3600L 	Allows fold to butt together at the center of a center draw, creating no overlap.	EA	\$11.55
		CD3600R 	3 snaps securely affix fabric to Butt Master.	EA	\$11.55
	End Pulley for Ripplefold	CD4122L  CD4122R	End Pulley with Ripplefold Pendant. Specify left or right.	EA	\$5.46
	Ripplefold Friction Carrier, partial roll with 166 carriers	R1120/P	1 7/8" Spacing, 120% Fullness	ROLL	\$123.69
		R1100/P	2 1/8" Spacing, 100% Fullness	ROLL	\$123.69
		R1080/P	2 3/8" Spacing, 80% Fullness	ROLL	\$123.69
		R1060/P	2 5/8" Spacing, 60% Fullness	ROLL	\$123.69
	Ripplefold Roller Carrier, detachable pendant, partial roll with 166 carriers	R2120/P 	1 7/8" Spacing, 120% Fullness	ROLL	\$206.75
		R2100/P 	2 1/8" Spacing, 100% Fullness	ROLL	\$206.75
		R2080/P 	2 3/8" Spacing, 80% Fullness	ROLL	\$206.75
		R2060/P 	2 5/8" Spacing, 60% Fullness	ROLL	\$206.75
	Pinch Pleat Master Carriers	CD3300L 	6 wheels. Left.	EA	\$11.24
		CD3300R 	6 wheels. Right.	EA	\$11.24
	End Pulley for Pinch Pleat	CD4301L  CD4301R	End Pulley with Carrier. Specify left or right.	EA	\$5.46
	Micro Ball Bearing Carrier	CP10 	3 drapery pin holes, 5/8" width top	10/PK	\$5.84
	Pinch Pleat "C" Ring Master Carriers	CD3500L 	6 wheels. Left.	EA	\$9.45
		CD3500R 	6 wheels. Right.	EA	\$9.45
	End Pulley for Pinch Pleat "C" Ring	CD4500L  CD4500R	End Pulley with "C" Ring pendant for drapery pin. Specify left or right.	EA	\$5.46
	Traverse Rod Cording	LC32/100	White - 100 yards	ROLL	\$34.34
	Universal Drive Tension Device	 CT76/C	Clear	EA	\$4.52
		 CT76/W	White	EA	\$4.52
		 CT76/N	Off-White	EA	\$4.52
	Sure-Shade™ Universal Drive Tension Device	CT70/W	White	EA	\$4.52
		CT70/DB	Dark Brown	EA	\$4.52

1 3/8" FINIAL STYLES

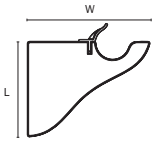
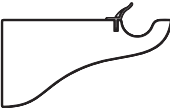
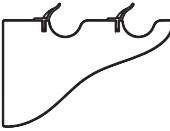
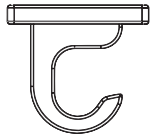
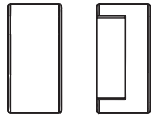
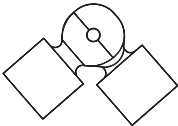
Description		Item #	Finishes	UOM	Suggested Retail Price (SRP)
	Belmont Finial 4" L x 3" W	FSW138100W/	ES, MA, WA, PE, AW	EA	\$13.20
			UF	EA	\$12.10
	Hudson Finial 3 1/4" L x 3" W	FSW138101W/	ES, MA, WA, PE, AW	EA	\$17.60
			UF	EA	\$16.50
	Stratford Finial 3 1/4" L x 3" W	FSW138102W/	ES, MA, WA, PE, AW	EA	\$22.00
			UF	EA	\$20.90
	Princeton Finial 4" L x 2 3/4" W	FSW138103W/	ES, MA, WA, PE, AW	EA	\$23.10
			UF	EA	\$22.00
	Reid Finial 4 1/2" L x 2 1/2" W	FSW138104W/	ES, MA, WA, PE, AW	EA	\$22.00
			UF	EA	\$20.90
	Bellamy Finial (Resin) 3 3/4" L x 3" W	FSW138105R/	ES, MA, WA, PE, AW	EA	\$28.60
			UF	EA	\$27.50
	Morgan Finial (Resin) 3 3/4" L x 3" W	FSW138109R/	ES, MA, WA, PE, AW	EA	\$28.60
			UF	EA	\$27.50
	Provence Finial (Resin) 5 1/2" L x 2 3/4" W	FSW138106R/	ES, MA, WA, PE, AW	EA	\$30.80
			UF	EA	\$29.70
	Avery Finial (Resin) 4 1/2" L x 3" W	FSW138107R/	ES, MA, WA, PE, AW	EA	\$30.80
			UF	EA	\$29.70
	Hampton Finial (Resin) 4" L x 3 1/4" W	FSW138108R/	ES, MA, WA, PE, AW	EA	\$30.80
			UF	EA	\$29.70
	Knox End Cap 1 1/2" L x 2 1/4" W	FSW138190W/	ES, MA, WA, PE, AW	EA	\$9.90
			UF	EA	\$8.80

1 3/8" WOOD POLES

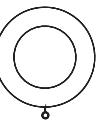
Can be custom cut for a \$5 cut fee FinestraCC. Please allow a 2 day lead time on all custom cut orders.

	Description	Item #	Finishes	UOM	Suggested Retail Price (SRP)
	4' Smooth Pole	FSW138S04W/	ES, MA, WA, PE, AW	EA	\$39.60
			UF	EA	\$35.20
	6' Smooth Pole	FSW138S06W/	ES, MA, WA, PE, AW	EA	\$59.40
			UF	EA	\$52.80
	8' Smooth Pole	FSW138S08W/	ES, MA, WA, PE, AW	EA	\$79.20
			UF	EA	\$70.40
	12' Smooth Pole	FSW138S12W/	ES, MA, WA, PE, AW	EA	\$118.80
			UF	EA	\$105.60
	4' Reeded Pole	FSW138F04W/	ES, MA, WA, PE, AW	EA	\$39.60
			UF	EA	\$35.20
	6' Reeded Pole	FSW138F06W/	ES, MA, WA, PE, AW	EA	\$59.40
			UF	EA	\$52.80
	8' Reeded Pole	FSW138F08W/	ES, MA, WA, PE, AW	EA	\$79.20
			UF	EA	\$70.40
	12' Reeded Pole	FSW138F12W/	ES, MA, WA, PE, AW	EA	\$118.80
			UF	EA	\$105.60
	Wood Pole Splice	HH20	Zinc plated	10 per pack	\$8.70

1 3/8" BRACKETS

	Description	Item #	Finishes	UOM	Suggested Retail Price (SRP)
	Single Bracket: 3 1/2" Return, 5" W x 3 7/8" L (clip 3/4" L), Base: 7/8" W x 3 7/8" L	FSW138400W/	ES, MA, WA, PE, AW	EA	\$19.80
			UF	EA	\$18.70
	Single Bracket: 6" Return, 7 1/2" W x 3 7/8" L (clip 3/4" L), Base: 7/8" W x 3 7/8" L	FSW138401W/	ES, MA, WA, PE, AW	EA	\$24.20
			UF	EA	\$23.10
	Double Bracket: 1 3/8" D Front, 1 3/8" D Back, 6" Front Return, 2 3/4" Back Return, 7 1/2" W x 4 5/8" L (clip 3/4" L), Base: 7/8" W x 4 5/8" L	FSW138402W/	ES, MA, WA, PE, AW	EA	\$26.40
			UF	EA	\$25.30
	Ceiling Bracket: 2 1/2" Drop, 1 3/4" W x 3 3/4" L, Base: 1 3/4" W x 4 1/8" L	FSW138403W/	ES, MA, WA, PE, AW	EA	\$28.60
			UF	EA	\$27.50
	Inside Mount Brackets: 1 7/8" Base, 7/8" Thick, 1/2" Inset	FSW138404W/	ES, MA, WA, PE, AW	PR	\$15.40
			UF	PR	\$14.30
	Swivel Socket: 5" Total L, 1 7/8" W, 1" Pole Inset	FSW138405W/	ES, MA, WA, PE, AW	EA	\$39.60
			UF	EA	\$38.50

1 3/8" RINGS




	Description	Item #	Finishes	UOM	Suggested Retail Price (SRP)
	Rings w/ Eyelet: 1 7/8" ID, 2 7/8" OD (Clips Included)	FSW138300W/	ES, MA, WA, PE, AW	8/pk	\$23.10
			UF	8/pk	\$22.00

2" FINIAL STYLES

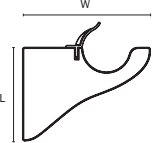
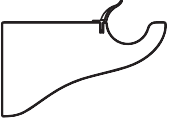

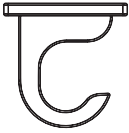
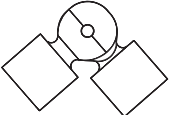
	Description	Item #	Finishes	UOM	Suggested Retail Price (SRP)
	Belmont Finial 5" L x 3 ¾" W	FSW200100W/	ES, MA, WA, PE, AW	EA	\$30.80
			UF	EA	\$28.60
	Hudson Finial 4 ¼" L x 3 ¾" W	FSW200101W/	ES, MA, WA, PE, AW	EA	\$33.00
			UF	EA	\$30.80
	Stratford Finial 4" L x 3 ¾" W	FSW200102W/	ES, MA, WA, PE, AW	EA	\$37.40
			UF	EA	\$35.20
	Princeton Finial 5" L x 3 ¼" W	FSW200103W/	ES, MA, WA, PE, AW	EA	\$39.60
			UF	EA	\$37.40
	Reid Finial 5 ½" L x 3 ¼" W	FSW200104W/	ES, MA, WA, PE, AW	EA	\$35.20
			UF	EA	\$33.00
	Bellamy Finial (Resin) 4 ¾" L x 4" W	FSW200105R/	ES, MA, WA, PE, AW	EA	\$50.60
			UF	EA	\$48.40
	Morgan Finial (Resin) 4 ¾" L x 3 ¾" W	FSW200109R/	ES, MA, WA, PE, AW	EA	\$50.60
			UF	EA	\$48.40
	Provence Finial (Resin) 7" L x 3 ½" W	FSW200106R/	ES, MA, WA, PE, AW	EA	\$55.00
			UF	EA	\$52.80
	Avery Finial (Resin) 5 ½" L x 3 ½" W	FSW200107R/	ES, MA, WA, PE, AW	EA	\$55.00
			UF	EA	\$52.80
	Hampton Finial (Resin) 5" L x 4" W	FSW200108R/	ES, MA, WA, PE, AW	EA	\$55.00
			UF	EA	\$52.80
	Knox End Cap 1 ¾" L x 3" W	FSW200190W/	ES, MA, WA, PE, AW	EA	\$17.60
			UF	EA	\$15.40

2" WOOD POLES

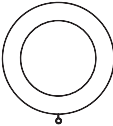
Can be custom cut for a \$5 cut fee FinestraCC. Please allow a 2 day lead time on all custom cut orders.

	Description	Item #	Finishes	UOM	Suggested Retail Price (SRP)
	4' Smooth Pole	FSW200S04W/	ES, MA, WA, PE, AW	EA	\$83.60
			UF	EA	\$79.20
	6' Smooth Pole	FSW200S06W/	ES, MA, WA, PE, AW	EA	\$125.40
			UF	EA	\$118.80
	8' Smooth Pole	FSW200S08W/	ES, MA, WA, PE, AW	EA	\$167.20
			UF	EA	\$158.40
	4' Reeded Pole	FSW200F04W/	ES, MA, WA, PE, AW	EA	\$83.60
			UF	EA	\$79.20
	6' Reeded Pole	FSW200F06W/	ES, MA, WA, PE, AW	EA	\$125.40
			UF	EA	\$118.80
	8' Reeded Pole	FSW200F08W/	ES, MA, WA, PE, AW	EA	\$167.20
			UF	EA	\$158.40
	Wood Pole Splice	HH20	Zinc plated	10 per pack	\$8.70



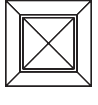


2" BRACKETS

	Description	Item #	Finishes	UOM	Suggested Retail Price (SRP)
	Single Bracket: 3 1/2" Return, 5 3/8" W x 3 7/8" L (clip 3/4" L), Base: 7/8" W x 3 7/8" L	FSW200400W/	ES, MA, WA, PE, AW	EA	\$26.40
			UF	EA	\$24.20
	Single Bracket: 6" Return, 7 7/8" W x 4 1/2" L (clip 3/4" L), Base: 7/8" W x 4 1/2" L	FSW200401W/	ES, MA, WA, PE, AW	EA	\$30.80
			UF	EA	\$28.60
	Double Bracket: 2" D Front, 1 3/8" D Back, 6 1/2" Front Return, 2 3/4" Back Return, 8 1/4" W x 4 5/8" L (clip 3/4" L), Base: 7/8" W x 4 5/8" L	FSW200402W/	ES, MA, WA, PE, AW	EA	\$35.20
			UF	EA	\$33.00
	Ceiling Bracket: 4" Drop, 1 3/4" W x 5 5/8" L, Base: 1 3/4" W x 5 1/2" L	FSW200403W/	ES, MA, WA, PE, AW	EA	\$35.20
			UF	EA	\$33.00
	Swivel Socket: 7" Total L, 2 3/8" W, 1 1/2" Pole Inset	FSW200405W/	ES, MA, WA, PE, AW	EA	\$44.00
			UF	EA	\$41.80

2" RINGS









	Description	Item #	Finishes	UOM	Suggested Retail Price (SRP)
	Rings w/ Eyelet: 2 5/8" ID, 3 7/8" OD (clips included)	FSW200300W/	ES, MA, WA, PE, AW	8/pk	\$55.00
			UF	8/pk	\$53.90

HOLDBACKS

	Description	Item #	Finishes	UOM	Suggested Retail Price (SRP)
 	Bretton Round Holdback	FSW900W/	ES, MA, WA, PE, AW	EA	\$33.00
			UF	EA	\$31.90
 	Stratford Square Holdback	FSW901W/	ES, MA, WA, PE, AW	EA	\$33.00
			UF	EA	\$31.90
	Holdback Extension: 2" Projection	FSW990W/	ES, MA, WA, PE, AW	EA	\$5.50
			UF	EA	\$4.95

* Holdbacks coordinate with both 1 3/8" and 2" wood hardware components.

SALES TOOLS

	Description	Item #	Wholesale Cost	
	Finish Sample Ring	FSWFS/1	\$10.00	
	Wall Unit	FSW3000/W	\$200.00	
	R-TEC Automation® Retro Wall Unit Display	 CSRTMFSW3000/W	\$150.00	
	Portable Display Kit	FSWPKD/1	\$99.00	
	R-TEC Automation® Display Kit	 RTMDK	Case & Kit to showcase the R-TEC Automation® collection. Order modules and R-TEC Smart Controls separately.	\$300.00
	Shown with R-TEC Track Module with 1 3/8" Fascia (Drapery Motor + Battery sold separately) & R-TEC Smart Controls (sold separately)	 RTMDK/TRACK	R-TEC Automation® Track Module with 1 3/8" Fascia	\$100.00
		 RTMLDKIT	Slim Drapery Motor + Battery Kit	\$299.00



FINESTRA® WOOD HARDWARE TRAVERSE R-TEC AUTOMATION® TRACK SYSTEM NEW

R-TEC AUTOMATION® by Rowley

REV August 1, 2021

WOOD HARDWARE

Wall Mount
Pinch Pleat & Ripplefold

ACCOUNT #

Company: _____ Contact: _____ Date: _____
Street address: _____ Person to contact with technical questions: _____
City: _____ State: _____ Zip: _____ PO: _____ Ph: _____ Fax: _____
E-mail: _____ (required for shipping confirmation)
Ship to: (if different from above) _____ Attn: _____
Street: _____ City: _____ State: _____ Zip: _____

PLEASE COMPLETE ITEMS 1 THROUGH 7.

For assistance, call R-TEC Automation® in-house experts at 866.985.3423.

Email completed form to sales@rowleycompany.com or Fax form to 800-554-0407.

1 Total number of systems to be made to these specifications. _____ (Use another order form for systems with different specifications)	
2 FRONT TRACK INFORMATION Track / Bracket <input type="checkbox"/> WHITE Color: <input type="checkbox"/> BRONZE	LENGTH _____ ft. _____ in. <input type="checkbox"/> Single Wall Mount <input type="checkbox"/> Double Wall Mount <input type="checkbox"/> 3 1/2" - 4" <input type="checkbox"/> 2 1/2" - 6 1/4" <input type="checkbox"/> 2 1/2" - 6 1/4" <input type="checkbox"/> 3 1/2" - 11" NOTE - Components will match track color unless otherwise noted.
3 MOTOR & COMPONENTS	<input type="checkbox"/> Li-ion Battery (Includes Charger) <input type="checkbox"/> 110v AC Power Transformer <input type="checkbox"/> 110v AC Power Transformer 20' \$115.00 <input type="checkbox"/> Solar Panel \$187.84 <input type="checkbox"/> 10' (Plug RTMP included) <input type="checkbox"/> 3 Conductor Male Plug \$40.90
4 DRAPERY STYLE <input type="checkbox"/> WHITE <input type="checkbox"/> BRONZE	<input type="checkbox"/> PINCH PLEAT # _____ <input type="checkbox"/> RIPLEFOLD select fullness: <input type="checkbox"/> 60% <input type="checkbox"/> 100% CP40 Carriers Roller Carriers <input type="checkbox"/> 80% <input type="checkbox"/> 120%
5 DRAW & MASTER CARRIER	<input type="checkbox"/> ONE-WAY RIGHT (Motor right) <input type="checkbox"/> ONE-WAY LEFT (Motor left) <input type="checkbox"/> CENTER DRAW <input type="checkbox"/> OVERLAP MASTER <input type="checkbox"/> Motor right <input type="checkbox"/> Motor left <input type="checkbox"/> BUTT MASTER (Ripplefold Only)
6 FASCIA:	STYLE: <input type="checkbox"/> Smooth <input type="checkbox"/> Reeded SIZE: <input type="checkbox"/> 1 1/2" <input type="checkbox"/> 2" FINISH: <input type="checkbox"/> ES <input type="checkbox"/> MA <input type="checkbox"/> WA <input type="checkbox"/> PE <input type="checkbox"/> AW
7 IS THIS BUILD A DOUBLE TRACK? <input type="checkbox"/> Yes <input type="checkbox"/> No *If yes, please complete items 8 through 13. If no, please skip to items 12 - 13.	
8 BACK TRACK INFORMATION Track / Bracket <input type="checkbox"/> WHITE Color: <input type="checkbox"/> BRONZE	LENGTH _____ ft. _____ in. NOTE - Components will match track color unless otherwise noted.
9 MOTOR & COMPONENTS	<input type="checkbox"/> Li-ion Battery (Includes Charger) <input type="checkbox"/> 110v AC Power Transformer <input type="checkbox"/> 110v AC Power Transformer 20' \$115.00 <input type="checkbox"/> Solar Panel \$187.84 <input type="checkbox"/> 10' (Plug RTMP included) <input type="checkbox"/> 3 Conductor Male Plug \$40.90
10 DRAPERY STYLE <input type="checkbox"/> WHITE <input type="checkbox"/> BRONZE	<input type="checkbox"/> PINCH PLEAT # _____ <input type="checkbox"/> RIPLEFOLD select fullness: <input type="checkbox"/> 60% <input type="checkbox"/> 100% CP40 Carriers Roller Carriers <input type="checkbox"/> 80% <input type="checkbox"/> 120%
11 DRAW & MASTER CARRIER	<input type="checkbox"/> ONE-WAY RIGHT (Motor right) <input type="checkbox"/> ONE-WAY LEFT (Motor left) <input type="checkbox"/> CENTER DRAW <input type="checkbox"/> OVERLAP MASTER <input type="checkbox"/> Motor right <input type="checkbox"/> Motor left <input type="checkbox"/> BUTT MASTER (Ripplefold Only)

*R-TEC Smart Controls below in item 12 sold separately.

12 R-TEC SMART CONTROLS*	1 control required for track system to function. 5 channel remote included, select alternative remote option for additional charge.			
	HANDHELD REMOTE (5 Channel, 65' Range)	<input type="checkbox"/> HANDHELD REMOTE \$111.46 (1 Channel, 65' Range)	<input type="checkbox"/> HANDHELD REMOTE \$131.74 (15 Channel, 65' Range)	<input type="checkbox"/> SURFACE MOUNT WALL SWITCH \$101.34 (5 Channel, 65' Range) <input type="checkbox"/> WALL BOX MOUNT SWITCH \$106.40 (15 Channel, 65' Range)
Optional add-on controls	<input type="checkbox"/> WI-FI TO ARC BRIDGE HUB, 2-WAY RF \$457.70 (60' Range)	<input type="checkbox"/> ARC USB SIGNAL REPEATER \$193.29 (Extends the wireless range of the R-TEC Hub and Remotes up to 60') <input type="checkbox"/> WALL CHARGER \$13.98		<input type="checkbox"/> INTERIOR SUN SENSOR \$70.93 (65' Range)

LARGER PROJECTION BRACKETS, RETURN PLATES / EXTENDERS AND DECORATIVE BATONS MAY BE PURCHASED SEPARATELY.

Length of Track	48"	96"	144"	192"
Brackets Included	3	4	5	6

SHIPPING - Tracks up to 100" in length are typically shipped FedEx Ground®. Packaged shipments over 105" in length and / or with a length and girth over 130" (length + width + height) must ship via truck freight.



Phone 1-800-325-8025 | 573-334-0517
Fax 1-800-501-6810 | 573-334-7483
E-Mail customerservice@rmcoco.com
Website www.rmcoco.com

Authorized Distributor

Signature of purchaser / cardholder

Date

WOOD HARDWARE

Wall Mount
Pinch Pleat & Ripplefold

ACCOUNT #

Company: _____ Contact: _____ Date: _____

Street address: _____ Person to contact with technical questions: _____

City: _____ State: _____ Zip: _____ PO: _____ Ph: _____ Fx: _____

E-mail: _____ (required for shipping confirmation)

Ship to: (if different from above) _____ Attn: _____

Street: _____ City: _____ State: _____ Zip: _____

PLEASE COMPLETE ITEMS 1 THROUGH 7.

1		Total number of tracks to be made to these specifications		→ <div></div>		(Use another order form for tracks with different specifications)						
2		FRONT TRACK INFORMATION <i>Track / Bracket Color:</i> <input type="checkbox"/> WHITE <input type="checkbox"/> BRONZE		LENGTH <div></div> ft. <div></div> in.		<input type="checkbox"/> SINGLE BRACKET 2 1/2" - 3 1/2" Projection		<input type="checkbox"/> DOUBLE BRACKET 2 1/4" - 3 1/2" Rear Projection, 5" - 6 1/4" Front Projection				
3		DRAW		<input type="checkbox"/> 1-WAY LEFT		<input type="checkbox"/> 1-WAY RIGHT		<input type="checkbox"/> CENTER DRAW		<input type="checkbox"/> STATIONARY		
4		DRAPERY STYLE		<input type="checkbox"/> PINCH PLEAT CP10 Carriers		<input type="checkbox"/> "C" RING		<input type="checkbox"/> RIPPLEFOLD Friction Carriers		select fullness 60% 100%		*Baton sold separately.
				NUMBER OF PINCH PLEAT CARRIERS: _____				<input type="checkbox"/> RIPPLEFOLD Roller Carriers		80% 120%		
5		MASTER CARRIER		OVERLAP MASTER: <input type="checkbox"/> HIDDEN BATON <input type="checkbox"/> EXPOSED BATON				<input type="checkbox"/> BUTT MASTER (Ripplefold Only)				
6		FASCIA:		STYLE: <input type="checkbox"/> Smooth <input type="checkbox"/> Reeded		SIZE: <input type="checkbox"/> 1 3/8" <input type="checkbox"/> 2"		FINISH: <input type="checkbox"/> ES <input type="checkbox"/> MA <input type="checkbox"/> WA <input type="checkbox"/> PE <input type="checkbox"/> AW				
7		IS THIS BUILD A DOUBLE TRACK? <input type="checkbox"/> Yes <input type="checkbox"/> No										
8		BACK TRACK INFORMATION <i>Track / Bracket Color:</i> <input type="checkbox"/> WHITE <input type="checkbox"/> BRONZE		LENGTH <div></div> ft. <div></div> in.								
9		DRAW		<input type="checkbox"/> 1-WAY LEFT		<input type="checkbox"/> 1-WAY RIGHT		<input type="checkbox"/> CENTER DRAW				
10		DRAPERY STYLE		<input type="checkbox"/> PINCH PLEAT CP10 Carriers		<input type="checkbox"/> "C" RING		<input type="checkbox"/> RIPPLEFOLD Friction Carriers		select fullness 60% 100%		*Baton sold separately.
				NUMBER OF PINCH PLEAT CARRIERS: _____				<input type="checkbox"/> RIPPLEFOLD Roller Carriers		80% 120%		
11		MASTER CARRIER		OVERLAP MASTER: <input type="checkbox"/> HIDDEN BATON <input type="checkbox"/> EXPOSED BATON				<input type="checkbox"/> BUTT MASTER (Ripplefold Only)				

SPECIAL INSTRUCTIONS:

LARGER PROJECTION BRACKETS,
RETURN PLATES / EXTENDERS
AND DECORATIVE BATONS MAY
BE PURCHASED SEPARATELY.

Length of Track	48"	96"	144"	192"
Brackets Included	3	4	5	6

SHIPPING - Tracks up to 100" in length are typically shipped FedEx Ground®. Packaged shipments over 105" in length and / or with a length and girth over 130" (length + width + height) must ship via truck freight.

NOTE - Components will match track color.



Phone 1-800-325-8025 | 573-334-0517
Fax 1-800-501-6810 | 573-334-7483
E-Mail customerservice@rmcoco.com
Website www.rmcoco.com

Authorized
Distributor

Signature of purchaser / cardholder

Date _____



FINESTRA® WOOD HARDWARE TRAVERSE 4001 CORD DRAW TRACK SYSTEM

REV August 1, 2021

WOOD HARDWARE

Wall Mount
Pinch Pleat & Ripplefold

ACCOUNT #

Company: _____ Contact: _____ Date: _____
 Street address: _____ Person to contact with technical questions: _____
 City: _____ State: _____ Zip: _____ PO: _____ Ph: _____ Fx: _____
 E-mail: _____ (required for shipping confirmation)
 Ship to: (if different from above) _____ Attn: _____
 Street: _____ City: _____ State: _____ Zip: _____

PLEASE COMPLETE ITEMS 1 THROUGH 7.

1 Total number of tracks to be made to these specifications. (Use another order form for tracks with different specifications)

2 FRONT TRACK INFORMATION
 Track / Bracket ☐ WHITE
 Color: ☐ BRONZE
 LENGTH ft. in.
☐ SINGLE BRACKET 3 1/4" Projection ☐ DOUBLE BRACKET 2 1/4" - 4 1/2" Rear Projection, 5 1/2" - 7" Front Projection

3 DRAW
☐ 1-WAY LEFT ☐ 1-WAY RIGHT ☐ CENTER DRAW ☐ Right Cord ☐ Left Cord ☐ STATIONARY

4 DRAPERY STYLE
☐ PINCH PLEAT # CP10 Carriers
☐ "C" RING
☐ RIPPLEFOLD Friction Carriers select fullness 60% 100%
☐ RIPPLEFOLD Roller Carriers 80% 120%
☐ BUTT MASTER (Ripplefold only)

5 CORD COLOR: WHITE CORD DROP LENGTH: "

6 FASCIA:
 STYLE: ☐ Smooth ☐ Reeded
 SIZE: ☐ 1 3/8" ☐ 2"
 FINISH: ☐ ES ☐ MA ☐ WA ☐ PE ☐ AW

7 IS THIS BUILD A DOUBLE TRACK? ☐ Yes ☐ No

8 BACK TRACK INFORMATION
 Track / Bracket ☐ WHITE
 Color: ☐ BRONZE
 LENGTH ft. in.

9 DRAW
☐ 1-WAY LEFT ☐ 1-WAY RIGHT ☐ CENTER DRAW ☐ Right Cord ☐ Left Cord

10 DRAPERY STYLE
☐ PINCH PLEAT # CP10 Carriers
☐ "C" RING
☐ RIPPLEFOLD Friction Carriers select fullness 60% 100%
☐ RIPPLEFOLD Roller Carriers 80% 120%
☐ BUTT MASTER (Ripplefold only)

11 CORD COLOR: WHITE CORD DROP LENGTH: "

SPECIAL INSTRUCTIONS:

LARGER PROJECTION BRACKETS & RETURN PLATES / EXTENDERS MAY BE PURCHASED SEPARATELY.

Length of Track	48"	96"	144"	192"
Brackets Included	3	4	5	6

SHIPPING - Tracks up to 100" in length are typically shipped FedEx Ground®. Packaged shipments over 105" in length and / or with a length and girth over 130" (length + width + height) must ship via truck freight.

NOTE - Components will match track color.



Phone 1-800-325-8025 | 573-334-0517
 Fax 1-800-501-6810 | 573-334-7483
 E-Mail customerservice@rmcoco.com
 Website www.rmcoco.com

Authorized
Distributor

Signature of purchaser / cardholder

Date





WOOD HARDWARE

RM COCO - HOW TO ORDER

Phone	1-800-325-8025 573-334-0517
Fax	1-800-501-6810 573-334-7483
E-Mail	customerservice@rmcoco.com
Website	www.rmcoco.com



Authorized Distributor

Finestra® is a registered trademark of Rowley® Company, LLC. All products and designs are © 2021, Rowley® Company, LLC.

PRODUCT INFORMATION

The Finestra® Wood Hardware program consists of 1 3/8" and 2" poles, finials, brackets and accessories all available in 5 furniture-quality finishes and an unfinished option. The finials are made of wood and resin as noted by the W and R in the item numbers while the poles, brackets and accessories are made of wood. Pair the beauty of Finestra Wood finials with the superior functionality of our Finestra Wood Traverse Systems. Available in 2" and 1 3/8" diameter coordinating wood fascia and a wide array of traversing solutions, including our new R-TEC Automation® Track, single or double rod, baton draw or cord draw, pinch pleat or Ripplefold. All items are intended for indoor use only.

PRICING

Prices are effective August 1st, 2021 and subject to change without notice. Due to the U.S. government's current policy on China tariffs, all products are subject to a tariff surcharge as of September 1st, 2019.

CREDIT POLICY

Net 30 days is our standard account terms. Open accounts require full payment on or before 30 days from your invoice date. Prevailing interest rates will be charged on all past due accounts. Current orders will be held and reviewed on accounts with unpaid invoices exceeding 30 days. Until open accounts are established, you may inquire about being set up on a prepaid basis. All new accounts require a completed and signed credit application. Additionally, should you prefer to prepay your order, please contact us in advance so we may calculate freight charges and advise you of the total due. Mastercard, Visa, Discover and American Express are also accepted. Electronic checks are also accepted. Completed and signed applications can be submitted to our Account Relations Department, fax 573-334-0144, or email accountrelations@rmcoco.com.

CANCELLATION POLICY

In order to maintain high-quality service levels, we process all orders as they are received. Orders cannot be cancelled.

SHIPPING & DELIVERY

All orders are filled and shipped same day upon request if received by 1 p.m. CST. Please allow a 5 day lead time on manual traverse system orders and a 10 - 15 day lead time on R-TEC motorized traverse system orders. Please allow a 2 day lead time on all custom cut orders. Orders are shipped the fastest and most economical method unless you specify a carrier. All shipments are subject to shipping and /or handling charges. Any drapery pole up to 100" in length is typically shipped FedEx Ground®. Packaged shipments over 105" in length and / or with a length and girth over 130" (length + width + height) must ship via truck freight. Orders that exceed a SRP of \$2,500 are subject to actual freight cost.

FREIGHT DAMAGE / CLAIMS

Claims for shortages, damages and discrepancies must be made within 10 days of receipt of goods and must have original shipping carton. Truck freight damage must be written on the Bill of Lading at the time of delivery for damage claims to be made. No exceptions.

MERCHANDISE RETURNS

Returns must have and reference a Return Authorization number (RMA#), be returned in original package and be resalable as new. All returns made after 30 days from date of purchase, except for defective products, will be charged a minimum 20% restocking fee. No returns will be accepted after 60 days from date of purchase. Any product returned without an RMA# will not be issued a credit. Credit will be issued on merchandise only, not freight. Return shipping is the customer's responsibility and should be sent prepaid. COD's are not accepted. No returns on clearance or discontinued items.

WARRANTY

5 year warranty on R-TEC Automation® Slim Drapery Motor.